

THE JOURNAL FOR ADVANCED MICROCOMPUTING

\$2.95

# Microsystems

Volume 5/Number 9

September, 1984

## TEXT EDITING

Getting what you need with:

- XyWrite from Xyquest
  - PMATE from Phoenix
  - ROFF4 for Technical Editing
- Customizing WordStar 3.3

## UNIX

UNIX File: A full report on the USENIX Conference

## MS-DOS

MS-DOS Window: A look at 4 new word processors

## Hardware

How to interface with IEEE-488

## Product Reviews

AT&T PC  
DEC PRO/350  
Tecmar Graphics Master  
MS-DOS for CP/M-80 Systems



**Text Editing—  
3 system developers  
choose their text editors**

*for elegance power and functionality*





# You Don't Have To Be A Magician To Select The Right System

Advanced Digital makes system selection easy. No tricks, No Illusions . . . just an expanding line of Single and Multi-user, Multi-processing S-100 based computer systems that exceed the most demanding customer requirements.

## **For 1 To 8 Users, It's Super Star . . .**


Tired of fighting the limitations of floppies and streamer tapes? SUPER STAR is the **FIRST** S-100 based system to use the 5 MByte Fixed/5MByte Removable cartridge Winchester disk drive as standard. SUPER STAR offers such outstanding features as a six-slot motherboard, low power consumption, and S-100 Bus, IEEE 696 compatibility. Easily expandable to eight users with TurboDOS\* and Advanced Digital's Master/Slave boards, SUPER STAR is the best Cost/Performance Act on the stage today.

## **New 8/16-Bit Super System II Gives You Up to 20 Users. . .**

For those large installations, its Advanced Digital's new SUPER SYSTEM II. Its many features appear right before your eyes like magic. Features such as a 12-slot motherboard, a choice of 20 MByte Winchester disk drive (standard) to 140 MByte of on-line capacity, high-speed, high-reliability 5 MByte Removable Cartridge for back-up at speeds approaching 1.5 MBytes/min., and a one year, 100 % parts/labor warranty. SUPER SYSTEM II - A hard act to follow.

All Advanced Digital Systems are compatible with CP/M\* 2.2, CP/M 3.0, Concurrent CP/M and TurboDOS. When equipped with Advanced Digital's new SUPER 186 16-Bit Single Board Computer, you magically change from 8-Bits to 16-Bits. You can even perform simultaneous multi-tasking operations of both 8-Bit and 16-Bit programs.

Advanced Digital computers may perform like magic, but there's no rabbit in the hat . . . only high-quality, extremely reliable components designed and manufactured to assure user satisfaction. Don't be dazzled by cheap tricks and illusions, see your Advanced Digital dealer and take the mystery out of system selection.



 **ADVANCED  
DIGITAL  
CORPORATION**

## **Advanced Digital**

5432 Production Drive, Huntington Beach, CA 92649  
Tel. (714) 891-4004 • Telex 183210 ADVANCED HTBH

## **In Europe:**

Advanced Digital U.K. Ltd.



# We've Earned The Right To Be #1 By Being First So Often

When it comes to being FIRST with technology-leading products, **Advanced Digital** wears its #1 button with pride. We were **FIRST** to introduce an 8-Bit, single board S-100 computer. . . We were **FIRST** to introduce a 6MHz, 128KByte single board computer. . . We were **FIRST** to introduce a 6MHz, 128KByte Slave Processor board. And our record for being FIRST continues with. . .

- The introduction of SUPER EIGHT – an 8MHz master with Winchester and Floppy disk controller on one board.
- The introduction of SUPER SLAVE II – A dual slave processor that will support two users under TurboDOS.
- The introduction of our new SUPER 186 – the **FIRST** 16-Bit, single board S-100 computer that performs at twice the speed of older technologies. Loaded with features such as on-board floppy disk controller and up to 1MByte of RAM, the SUPER 186 is designed to function as a bus Slave or Master. Advanced Digital's SUPER 186 permits you to take advantage of vast libraries of sophisticated applications software.

Advanced Digital boards are IEEE 696 compatible, run under a variety of operating systems such as CP/M2.2,\* CP/M 3.0, Concurrent CP/M, MP/M,\* OASIS,\* and TurboDOS\*

(Top row L to R: Super Slave 128, HDC-1001, Super Slave 64, Bottom row L to R: Super Quad, Super 186, Super Six)

and are available with CPU speeds of 4, 6, or 8MHz. On-board memory capacities range from 64KBytes to 1 MByte.

When it comes to selecting your S-100 boards, go with Advanced Digital – The Company that earned the right to be #1.

See your local computer dealer or contact Advanced Digital today. . . We'll help you become #1.

 **ADVANCED  
DIGITAL  
CORPORATION**

## Leading the Microcomputer Technology

### Advanced Digital

5432 Production Drive, Huntington Beach, CA 92649  
Tel. (714) 891-4004 • Telex 183210 ADVANCED HTBH

### In Europe:

#### Advanced Digital U.K. Ltd.

27 Princess St., Hanover Square  
London W1R8NQ • United Kingdom  
409-0077 • 409-3351 Telex 265840 FINEST

CIRCLE 18 ON READER SERVICE CARD



\*CP/M is a trademark of Digital Research.  
\*TurboDOS is a trademark of Software 2000  
\*MP/M is a trademark of Digital Research  
\*Oasis is a trademark of Phase One Systems



# NEW PRODUCT NEWS FROM TELETEK

**Systemmaster II.** Responding to market demand for speed and increased versatility, Teletek is proud to announce the availability of the next generation in 8-bit technology — the new Systemmaster II! The Systemmaster II will offer two CPU options, either a Z80B running at 6 MHz or a Z80H running at 8 MHz, 128K of parity checked RAM, two RS232 serial ports with on-board drivers (no paddle boards required), two parallel ports, or optional SCSI or IEEE-488 port. The WD floppy disk controller will *simultaneously* handle 8" and 5¼" drives. A Zilog Z-80 DMA controller will provide instant communications over the bus between master and slave. Add to the DMA capability a true dedicated interrupt controller for both on-board and bus functions, and the result is unprecedented performance.

Systemmaster II will run under CP/M 3.0 or TurboDOS 1.3, and fully utilize the bank switching features of these operating systems.

CIRCLE 124 ON READER SERVICE CARD

## TELETEK

4600 Pell Drive  
Sacramento, CA 95838  
(916) 920-4600  
Telex #4991834  
Answer back — Teletek

**SBC 86/87.** As the name indicates, Teletek's new 16-bit slave board has an Intel 8086 CPU with an 8087 math co-processor option. This new board will provide either 128K or 512K of parity checked RAM. Two serial ports are provided with individually programmable baud rates. One Centronics-compatible parallel port is provided. When teamed up with Systemmaster II under TurboDOS 1.3, this 5MHz or 8MHz multi-user, multi-processing, combination cannot be beat in speed or feature flexibility!

**Teletek Z-150 MB.** Teletek is the first to offer a RAM expansion board designed specifically for the Z-150/Z-160 from Zenith. The Teletek Z-150 MB is expandable from 64K to 384K. Bring your Z-150 up to its full potential by adding 320K of parity checked RAM (or your IBM PC, Columbia, Compaq, Corona, Eagle, or Seequa to their full potential). The Teletek Z-150 MB optionally provides a game port for use when your portable goes home or a clock/calendar with battery backup!

Evaluate the Systemmaster II, SBC 86/87 or Teletek Z-150 MB for 30 days under Teletek's Evaluation Program. A


money-back guarantee is provided if not completely satisfied! All Teletek products carry a 3-year warranty.

(Specifications subject to change without notice.)



**In Europe:**  
Kode Limited  
Station Road  
Calne, Wiltshire  
SN11 0JR England  
tel: 0249-813771  
telex: 449335

**In Canada:**  
MAE Microsystems  
8255 Mountain Sights, Ste.150  
Montreal, Quebec  
H4P1W1 Canada  
tel: 514-341-1210



Yes, I'm interested in information regarding:

- Systemmaster II
- SBC 86/87  Z-150
- Evaluation Program
- Teletek's S-100 Board Li

Name \_\_\_\_\_

Company \_\_\_\_\_

Address \_\_\_\_\_



---

# Microsystems

Volume 5/Number 9  
September 1984

# September



## Text Editing—

Three system developers choose their text editors for elegance, power and functionality

## DEPARTMENTS

Editor's Page	6
News and Views	8
The S-100 Bus	14
The UNIX File	16
MS-DOS Window	22
Graphics Palette	29
New Products	120

---

**Elegance, Power and Functionality in Text Processing** **37**

*by Chris Terry*

Elements in text editors that appeal to programmers

---

**XyWrite for Programmers and Writers** **38**

*by Dave McCune*

This extraordinary word processor just may become the first one to be widely used by programmers

---

**PMATE—The Programmer's Tool** **42**

*by Todd Katz*

A versatile screen editor, PMATE has powerful features such as macros and multiple buffers that help the software developer

---

**Technical Formatting with ROFF4** **48**

*by Ernest E. Bergmann*

ROFF4 incorporates equations and special characters in text

---

**Customizing WordStar 3.3** **58**

*by Joseph Katz*

Learn the new patch areas in the latest revision of WordStar

---

**AT&T 6300 Micro—It's More than a Clone** **68**

*by Hank Kee*

AT&T has entered the competition with a system that offers near 100% PC-DOS compatibility, and some unique enhancements

---

**DEC PRO/350: A Mini in Micro-Fleece** **72**

*by David Fournier*

Although nominally a micro, the power of the DEC PRO/350 makes it perform more like a mini

---

**How to Interface with the IEEE-488 Bus** **88**

*by Peter L. Andreson*

Learn the characteristics and use of the IEEE-488 bus

---

**The Tecmar Graphics Master Color Card** **106**

*by Dov Jacobson*

The Graphics Master can replace, augment, or accompany the standard IBM color boards, and offers an enhanced 16-color mode

---

**CO-Power-88: The SWP Coprocessor** **114**

*by James G. Owen*

Put this 8088 board on your 8-bit machine, and add MS-DOS to your CP/M-80 system

---



# C

## Software Development PCDOS/MSDOS

### Complete C Compiler

- Full C per K&R
- Inline 8087 or Assembler Floating Point, Auto Select of 8087
- Full 1Mb Addressing for Code or Data
- Transcendental Functions
- ROMable Code
- Register Variables
- Supports Inline Assembler Code

### MSDOS 1.1/2.0 Library Support

- All functions from K&R
- All DOS 2.0 Functions
- Auto Select of 1.1 or 2.0
- Program Chaining Using Exec
- Environment Available to Main

### c-window™

#### Symbolic Debugger

- Source Code Display
- Variable Display & Alteration Using C Expressions
- Automatic Commands
- Multiple Breakpoints by Function & Line Number

### 8088/8086 Assembler

- FAST — Up to 4 times Faster than IBM Assembler
- Standard Intel Mnemonics
- Compatible with MSDOS Linker
- Supports Full Memory Model

### 8088 Software Development Package

# \$199<sup>00</sup>

Includes: C Compiler/Library, c-window, and Assembler, plus Source Code for c-systems Print Utility

## c-systems

P.O. Box 3253  
Fullerton, CA 92634  
714-637-5362

# Microsystems

## STAFF

Sol Libes	founder & editorial director
Mark Rollins	editor
Chris Terry	technical editor
Susan Hurley	managing editor
Ian Darwin/Dave Fiedler/Dave Hardy/Bill Machrone/ David McCune/Bruce Ratoff/Randy Reitz	contributing editors
Andrew Bender/David Gewirtz/Fred Gohlke/ Steve Leibson/Don Libes/Anthony Skjellum	assisting editors
Ann Ovodow	editorial coordinator
Tom Leander	editorial assistant
Will Kefauver	art director
Tracy Tyler/Tammi Colichio	art assistants
Jim Beloff	advertising director

## ADVERTISING SALES OFFICES

**New England, Midatlantic**  
Jeff Tompkins, *Microsystems*  
Ziff-Davis Publishing Company  
One Park Avenue  
New York, NY 10016  
(212) 503-5016

**Advertising Coordinator**  
Michele Fischetti, *Microsystems*  
Ziff-Davis Publishing Company  
One Park Avenue  
New York, NY 10016  
(212) 503-5017

**Southeast**  
Mark Browning, *Browning Publications*  
P.O. Box 81306  
Atlanta, GA 30366  
(404) 455-3430

**Midwest**  
William Biff Fairclough/  
Jeff Edman, *The Pattis Group*  
4761 W. Touhy Avenue  
Lincolnwood, IL 60646  
(312) 679-1100

## CONSUMER COMPUTER & ELECTRONICS DIVISION

<b>President</b>	Larry Sporn
<b>Vice President Marketing</b>	Jeff Hammond
<b>Vice President Circulation</b>	Carole Mandel
<b>Vice President General Manager</b>	Eileen G. Markowitz
<b>Vice President Licensing and Special Projects</b>	Jerry Schneider
<b>Vice President Creative Services</b>	Herbert Stern
<b>Editorial Director</b>	Jonathan D. Lazarus
<b>Creative Director</b>	Peter J. Blank
<b>Marketing Manager</b>	Ronni Sonnenberg

## ZIFF-DAVIS PUBLISHING

Richard P. Friese, *President* Albert S. Traina, *President, Consumer Magazine Division* Paul H. Chook, *Executive Vice President, Marketing and Circulation* Phillip T. Heffernan, *Senior Vice President* Sidney Holtz, *Senior Vice President* Edward D. Muhlfeld, *Senior Vice President* Philip Sine, *Senior Vice President* Baird Davis, *Vice President* George Morrissey, *Vice President* Rory Parisi, *Vice President* William L. Phillips, *Vice President* Selwyn Taubman, *Treasurer* Bertram A. Abrams, *Secretary*

MICROSYSTEMS (ISSN #0199-7955) is published monthly by Ziff-Davis Publishing Company, One Park Avenue, New York, N.Y. 10016.

Second Class postage paid at New York, N.Y. 10016 and at additional mailing offices. POSTMASTER: Send address changes to MICROSYSTEMS, PO Box 2937, Boulder, CO 80322. Subscriptions are \$26.97 for 12 issues. Canadian prices are \$5.00 per year additional; other foreign \$8.00 per year additional (U.S. currency only). For information or questions about subscriptions phone: (800) 631-8112.

Copyright © 1984 by Ziff-Davis Publishing Company. CP/M is a registered trademark of Digital Research. Editorial correspondence is welcomed and should be sent to: MICROSYSTEMS, One Park Avenue, New York, NY 10016. Phone (212) 503-5555.


For information on commercial advertising, write to: MICROSYSTEMS Advertising Dept., One Park Avenue, New York, NY 10016 or call Jim Beloff at (212) 503-5015.

Permissions: Material in this publication may not be reproduced in any form without permission. Requests for permission should be directed to Jean Lamensdorf, Ziff-Davis Publishing Company, One Park Avenue, New York, New York 10016.





# WE DRESSED OUR UNIX\* SOFTWARE FOR YOUR IBM PC/XT



**Try it Risk FREE** — the first AT&T-licensed UNIX implementation for the IBM PC/XT. Shipping since August 1983, Venix/86 is the popular choice among knowledgeable UNIX users and developers. Here's why!

**Multi-User Capability...**

Share the same PC, disk, and printer with up to three users! Simply plug in a CRT and run.

**Multi-Tasking...**

Edit a file, print a report, run a spelling check, format a diskette...all at the same time.

**Berkeley Enhancements...**

Including vi, termcap, more and the c shell.

**Real-Time Extensions...**

With semaphores, raw and asynchronous I/O, priority, shared data, I/O page addressing.

**Quad-Screen Windowing...**

Featuring four unique and powerful windows.

**MS-DOS Partitioning...**

Keep your DOS files and programs!

**Lean and Clean...**

192K RAM, 3.5 Mbytes on disk. Proven reliability.

**Applications...**

Networking, word processors, database managers, spreadsheets, menu interfaces.

**One Source with Unisource...**

Unisource is the leading publisher and developer of UNIX software for the IBM PC/XT and compatibles, DEC Professional 350, Rainbow, Micro-11, PDP-11, VAX series, and NCR computers. All our packages are fully documented and supported by our 800 user hotline. Call for a complete information kit or to arrange your 30-day Risk FREE Trial of Venix/86. Unisource Software Corp. Department 4130  
71 Bent St., Cambridge, MA 02141.  
Telex 92-1401/COMPUMART CAM  
**CALL 617-491-1264**



\*UNIX is a trademark of AT&T Technologies, Inc.  
Venix/86 implementation by VenturCom, Inc.




**Getting UNIX Software  
Down to Business**

**CIRCLE 82 ON READER SERVICE CARD**



# Editor's Page



**AT&T's 6300:  
a bridge to  
the future**

by Mark Rollins

**I** just don't understand the comments in the daily press (*The New York Times* and *The Wall Street Journal*) about the new AT&T PC, the 6300. On the other hand, perhaps the comments are an indication that *they* just don't understand what it is that drives the micro industry—first, the fact that the industry is market-driven, and second, the place the 6300 can have in exerting market influence.

The AT&T 6300 is just plain and simply *not another (ho hum) IBM PC clone!* In fact, even that statement belies the impact of what is really going on with the introduction of the 6300. Not only is the 6300 a better machine than the PC, it also maintains the compatibility that protects the software investment of both developers and end users; it is marketed by a major player, lending confidence to the end user that it will be well supported; and, in terms of price/performance capabilities, it is a positive move in the direction that current machine development is taking.

## **A better machine**

The 6300 is a quantum step forward in machine capabilities without being a quantum leap to another machine level in terms of cost. It has an 8-MHz 8086 instead of a 4.77-MHz 8088, and comes with a monitor interface that includes at least low-level color capabilities, a clock timer, a parallel port, and a serial port—all included on the motherboard. Thus, the apparent 5% lower cost of the 6300 is actually a saving of several hundred dollars because of the built-ins. The cold boot routines are more efficient, allowing a *much* shorter boot time; the boards we've tested so far plug right into the 6300 and run just fine (the major thing we haven't tested yet is any expansion chassis); and the 6300 can run *all* the programs written for the IBM that we've tested so far.

## **Future directions**

Let's take a brief look at how the industry developed in terms of market factors. Early micros were inexpensive enough to allow at least some developers to purchase them. On the other hand, they were not inexpensive enough to achieve serious market penetration. Thus, the initial market was almost entirely the development community—the academic, scientist, engineer, entrepreneur.

Because of the nature of this community, a wide variety of disparate product designs—both hardware and

software—were developed. The situation was eased somewhat with the development of the CP/M operating system, which gave at least some degree of portability across various vendor machines. It also produced a powerful environment in which applications could profitably be developed and marketed to end users. This broadened the market base and began to bring costs down. On the other hand, the design of the operating system was not quite strong enough to create a truly standard environment for the industry. Nor were the corporate and middle-to-small business communities totally convinced of the credibility of these new machines, even though they were convinced enough to begin playing with them, which at least increased the market base enough to motivate further development. As for the consumer, not enough software was provided to gain serious market penetration.

The perception of the industry changed with the introduction of the IBM PC. All of a sudden, micros gained credibility in the corporate and business communities, and the market base was substantially increased. In the development community, reaction was mixed. They were happy that the micro industry had finally gained credibility—and with a 16-bit machine that was in advance of most machines in the hands of end users at the time, no less—and that the PC-DOS/MS-DOS operating system, especially version 2.0, gave them a significantly more powerful development environment. Nevertheless, they were disappointed in the hardware architecture of the PC, which was inferior to some of the other 16-bit machines then available. On the other hand, the rapid market penetration achieved by the PC *did* at least provide a relatively standard environment that protected the software investment of both the end users and the developers. Most developers decided it was worth the inferior machine architecture.

This, essentially, is where we are today. The IBM PC represents the first step toward a standard environment for the industry. Developers continue to foresee advances in hardware and software system designs. However, those advances will occur only with the market penetration that will pay for them.

The point is, that, as the industry matures, people are going to make the choice of which machine to purchase less on the basis of raw power or functionality, and more on the basis of traditional market factors, such as advertising, packaging, and cost. Here, the AT&T 6300 represents the first step toward a more mature and exciting level of competition for the industry. **□**



# THE MI-286 DUAL CPU BOARD IS AT LEAST TWICE AS FAST AS COMPUPRO'S 8085/88... AND IT'S A DIRECT REPLACEMENT!

**The 20-second revolution.** It only takes about 20 seconds to bring your S-100 system up to its ultimate speed/power potential. Just pull out the old fashioned 8085/88 board and plug the MI-286 in its place. That's all there is to it. You're off and running with more power than ever before.

**The 80286 and Z-80H.** The MI-286 is the first dual-CPU board using the new, high speed Intel 80286 coupled with a Z-80H. It is designed for use with a variety of operating systems, including MP/M 8-16. It will support all your current 8086/88 and Z-80/8085 software. It can accommodate an optional 80287 math co-processor. In short, it gives you the best of both worlds.

**Add more users.** The MI-286. It improves throughput so dramatically you can add those extra users you've always wanted. It carries S-100 technology to its logical limit. And it only costs \$1395!\*


**Upgrade your S-100.** The MI-286 is only one of Macrotech's products designed to maximize the performance of your S-100 system. The MAX Dynamic Memory gives you up to 1 Mbyte of memory for your system memory and virtual disk applications. ADIT lets you control up to 16 different terminals, modems or printers from a single slot in your S-100 bus. And our static board is the S-100 world's first 1/2 Mbyte static memory. Call or write us today, and find out how easy it is to upgrade your S-100 system.




**Macrotech International Corp.**  
9551 Irondale Avenue  
Chatsworth, CA 91311  
Phone: (818) 700-1501

**CIRCLE 78 ON READER SERVICE CARD**

Dealer/Distributors: Priority One Electronics, (800) 423-5922. (213) 709-5111 / John D. Owens Assoc., (212) 448-6298  
In England: Fulcrum (Europe) (0621) 828-763 / MP/M is a registered trademark of Digital Research \*Math co-processor extra.







# News & Views

**Random rumors  
and gossip,  
plus a view of  
the industry's  
latest trends**

by Sol Libes

**D**igital Research has disclosed that it is working on a major update of its recently released Concurrent PC-DOS (the one with windows and MS-DOS V1 compatibility). The new version, to be called V4, will have PC/MS-DOS V2 compatibility (in other words, it will work with hierarchical directories) and is intended to run on 80286-based systems. DRI has also disclosed that it is working on an entirely new DOS—code-named “Otter”—to be released (hopefully) in 1985, for 80386-, 68020-, and WE32-based systems (32-bit system). Apparently, they already have development contracts from Intel, Motorola and AT&T for this project. Otter is expected to support CP/M, PC/MS-DOS and UNIX software in multiwindows via memory management. . . . IBM is rumored to be evaluating Berkeley 4.2 UNIX for use under VM/370. This is believed to be a countermove to AT&T's development of a virtual memory version of UNIX.

In a recent talk, Bill Gates, chairman of Microsoft, expressed the view that the IBM has “a year or two to go” as the prevailing microcomputer standard before 80286 technology takes over. . . . IBM is expected to announce their 80286-based system either this month or next, with initial deliveries expected at year-end. This should be an expansion of the PC family and not a replacement for any system in the family. . . . Sharp Electronics is reported to be already sampling an 80 character x 25 line, 1.5” thick electroluminescent display panel to several computer manufacturers. Hewlett-Packard is expected to be the first company to introduce a product using it.

IBM is rumored to be developing a 3.5” hard disk drive storing 20 MB. They are expected to use this new “micro-Winchester” in systems to be introduced next year and to offer it to other computer makers. . . . There are reports that Eagle Computer, a maker of IBM-PC compatibles, is having problems with cash flow and poor sales, and that the company is considering some layoffs. . . . Digital Research is shortly expected to release “Crystal,” a software developer toolkit containing a large collection of routines that can be merged and integrated into programs to reduce development time and provide features such as menus, graphics and multitasking.

## Supermicro news

Motorola has announced a new pin-grid array package for the 68000 that will allow the device to directly address up to 2 Gbytes of memory. The new unit, to be called the 68012, is housed in an 84-pin package with 31 address pins.

Texas Instruments had agreed to second-source the National Semiconductor 16000 processor family of chips and jointly develop future peripherals, software and development tools. For the past two decades, the two companies have been bitter rivals. TI's thrust into the 16-bit area, the 9900, which was one of the first 16-bit microprocessors to be introduced, proved unsuccessful. The second-sourcing of the family, which will include National's 32032 32-bit device, will provide National with the support needed to gain acceptance by the major portion of the industry.

## IBM networking

IBM, known for some time to be developing a token-ring-based Local Area Networking (LAN) system, has finally begun releasing some of the details for the system. However, in doing so, IBM indicated that their LAN is still about two to three years off.

IBM released specifications for the cabling system so that users can begin installing the necessary building wiring. Early announcements like this have frequently been used by IBM to forestall competition. The IBM move is viewed as an attempt at blocking penetration of rival networking systems.

However, many experts feel that this time the tactic will work against IBM because of the very long lead time. For example, several LAN suppliers are expected to now use the cabling specifications for their systems, which are very close to introduction. Further, several baseband (e.g. Ethernet) and broadband (includes video and CATV) LAN systems are already on the market. Thus these manufacturers will have a lead of several years over IBM's LAN introduction.

The likelihood is that IBM will introduce an interim LAN system from an outside vendor that will tide them over until they introduce their own LAN in 1986 or 1987. IBM is known to be evaluating LAN systems from Sytek, Ungermann-Bass and 3Com for possible adoption. It is also interesting to note that IBM has named six of the seven Bell operating companies as distributors and installers of their LAN cabling system.

IBM is known to be working with Texas Instruments on the development of ICs for their LAN project. TI is believed to have run into development



# Gifford has a lock on multiuser CP/M<sup>®</sup> 8-16.

## It's 11:00 P.M. Do you know where your files are?

It's great when multiple local and off site users can run any 8- or 16-bit CP/M or MP/M™ program. It's even better when they can share expensive resources like printers, hard disks, and tape drives. Best of all is when they can share your most precious resource — data. Gifford has been delivering systems with all these features for over two years.

But sometimes data is sensitive. How do you keep people from taking more than their fair share?

## Gifford adds a new dimension to CP/M security.

With our new security features, you can control what resources and data are shared.

Gifford's proprietary security enhancements include user login with encrypted passwords, control over access rights of modem users, secure electronic mail, and the ability to restrict users to specified terminals, programs, and directory areas. Plus, an audit log utility that keeps a permanent record of system activity. And you also get all the standard security features of Digital Research's MP/M-86™

You select the level of security needed to get the best balance between file sharing and file safety.

## Unleash productivity with Gifford's Virtual Terminals.

With our Virtual Terminals, each terminal on your system can monitor up to four different programs running concurrently. And at the touch of a key you can switch screens instantly from one program to another.

You could look up an address in dBASE II™, jump over to SuperCalc™ to make some projections, then switch instantly to WordStar® to use this information to update a letter. If you forget what's on a screen, just touch a key to refresh your memory. You won't need to go through the distracting process of loading and unloading programs.

And since your Virtual Terminal can run any 8- or 16-bit CP/M or MP/M program, you can choose the best programs for your job from the biggest software library in the world. It's easier than 1, 2, 3!

## The Gifford Security Blanket: Total Solutions.

Gifford delivers solutions. This means professional pre-sale consultation, expert system integration with 200 hour system burn-in, complete training, and full after sale support.

For example, our three user CompuPro® based system with a 21-megabyte hard disk costs just \$9,990, and can be easily expanded for \$500 per

user. This includes MP/M 8-16, SuperCalc, and dBASE II.

Other Gifford solutions include systems with hard disks that range from 5 to 300 megabytes, 4 and 9 track tape backup, printers, plotters, and modems. Single- and multiuser 8086, 68000, and Z-80 based systems are available for immediate delivery, with 80286 and 16032 systems on the way.

## Two year warranty protection.

In the unlikely event that you encounter a hardware related problem, we'll replace any defective S-100 part within 24 hours FREE for two full years. But chances are, it can be solved on the Gifford service hotline or diagnosed via modem. All at no cost to you.

## Lock in on Gifford Security today.

If total support, training, on site service, obsolescence-proof upgradeable S-100 bus architecture, and complete system security sound appealing, cut the coupon or give us a call. We'll send you a free brochure that tells the whole story. Once you get it you'll see why Gifford has a lock on multiuser CP/M 8-16.

## Gifford Computer Systems is a Full Service CompuPro® Systems Center.



*The powerful Gifford System 321 shown with optional GCS-80 Virtual Terminals.*

## GIFFORD COMPUTER SYSTEMS

2446 Verna Court, San Leandro, CA 94577  
(415) 895-0798 A division of G&G Engineering  
I'D LIKE THE WHOLE STORY.  
Please send me your brochure.

Name \_\_\_\_\_ Title \_\_\_\_\_

Organization \_\_\_\_\_ M/S \_\_\_\_\_

Address \_\_\_\_\_

City \_\_\_\_\_ State \_\_\_\_\_ Zip \_\_\_\_\_

Phone \_\_\_\_\_

Please have a representative call me.

M-S

GIFFORD COMPUTER SYSTEMS  San Leandro, CA (415) 895-0798  Los Angeles, CA (213) 477-3921  Houston, TX (713) 680-1944  
Amherst, NY (716) 833-4758  Telex: 704521

CIRCLE 181 ON READER SERVICE CARD



## New & Views

Continued from page 8

problems, which, some speculate, is causing IBM to reassess its fundamental LAN architecture. The development of a networking system to interconnect a huge number of highly varied devices is a huge task, and IBM appears to be taking its time in order to do it properly. Further, the demand for LAN systems appears to be growing slowly, so IBM may not really be under a great deal of pressure to get their system out.

IBM is already known to have wired 10 of its buildings in Rye Brook, NY, with 3.5 million feet of cable connecting 2800 devices. And they are also wiring 11 additional buildings. Thus, IBM is expecting to do intensive testing of its LAN system before it is released, and this will take time.

### CP/M and Apple IIc

It is estimated that there are over 400,000 Apple IIs running CP/M via plug-in Z80 cards. Unfortunately, the new Apple IIc computer no longer has a plug-in card facility. Thus, people who want to run CP/M on an Apple must purchase the older IIe model. However, Advanced Logic System (ALS), a maker of Z80 cards for the Apple, has indicated that they are considering making a peripheral expansion box for the IIc that would allow running CP/M.

### UNIX news

Rumors are that the delays in introduction of systems running UNIX System V are due to delays in AT&T's licensing procedures. Word is that AT&T's reorganizations has created an internal atmosphere of confusion in terms of licensing procedures and vendor support. Further, there appears to be a possible conflict of interest between the group selling AT&T's new 3B series of UNIX systems and the group selling UNIX to AT&T's competitors.

In the meantime, Motorola is the only current source of UNIX System V for OEMs. Their port to the 68000 was approved by AT&T in April. National and Zilog have still not completed their ports for the 16032 and Z8000. When they have done so, they must submit their ports to AT&T for qualification. Thus I don't expect them to market their packages until late this year or early next year. Intel is not expected to finish its port to the 80286 until early next year, in which case UNIX System V for 80286-based machines will not be on the market until late 1985.

OEMs who wish to use System V must first obtain a license from AT&T. In this way AT&T is really controlling the entrants of new UNIX System V

systems into the market.

Apple Computer owners who want to run UNIX on their systems might want to know about a 6809 coprocessor card for the Apple that includes the Microware Systems OS-9 operating system. The package, which includes the coprocessor card, OS-9 and Basic-09, is \$525 and will run on an Apple II with as little as 48K of memory and one disk drive. The user interface is very similar to UNIX and permits multitasking, I/O redirection, memory allocation, sequential and concurrent task execution, and multiple job batching. Also offered is a Pascal environment that is a true compiler and includes an assembler (\$375 extra). The package is available from *Stellation Two, Box 2342, Santa Barbara CA 93120; (805) 966-1140.*

There is also word that Tandy will shortly release an update for its Model 16 UNIX System III, which was done in-house. . . . DEC is expected to introduce Venix for their PRO/350 desktop computer system. . . . DEC is also expected, early next year, to release a system to compete with systems now offered by SUN, Apollo, Cadmus, etc. . . . NEC Information Systems (NECIS) has introduced its new Advanced Personal Computer III (APC-III), an 8086-based system that runs either MS-DOS or UNIX System III. Prices start at \$1,995. . . . IBM has expanded distribution of its \$900 PC-IX package for the IBM XT to include its own Product Centers, and there are rumors that it may soon be available via IBM retailers. Initially the distribution of PC-IX was limited to the IBM National Account Sales offices.

Bill Gates, Microsoft chairman, reports that Microsoft has already sold 65,000 Xenix licenses. He also predicts the number will reach 250,000 by the end of next year.

### Random news

The FORTH Interest Group (FIG) will hold its 6th annual FORTH Convention and Banquet on November 16-17th at the Hyatt, Palo Alto CA. For further information call 415-962-8653 or write: *FIG, Box 1105, San Carlos CA 94070. . . . JRT Systems, Mill Valley CA*, which previously brought out Pascal and Modula-2 compilers, has announced that it will shortly begin shipping an Ada compiler for CP/M- and MS-DOS-based machines.

Initially, the compiler will support only a subset of Ada, with a full Ada compiler promised for mid-1985. A 68000 Ada compiler is also said to be in development. . . . Sony has introduced a color monitor, using its Trinitron CRT, that it claims will display 1,280 x 1,024 pixels.

### Public domain software news

SIG/M (Special Interest Group for Microcomputers, Amateur Computer Group of New Jersey, Inc.) has issued four new volumes of public domain software, bringing their total up to 176 volumes. The new volumes contain the following:

Vol.	Description
173	Regular Expression Compiler Vol. 5 & 8080-to-8086 converter
174	ROFF 4 V1.60 Text Formatter
175	MODEM Source-8086, Squeeze & Unsqueeze
176	Updated SD, CPM3 & Dated Routines, Conditional Submit Files & Z80 Unsqueeze

For complete SIG/M software information send \$2.50 (\$4 foreign) for printed catalog to: *SIG/M, Box 97, Iselin NJ 08830.*

The PC-BLUE user group has issued six more volumes of software for PC/MS-DOS-based systems. They now have released 59 volumes. The next most recent volumes are now on double-sided format containing up to 320K of programs. The older volumes are also being re-released in double-sided format to reduce the number of disks in the library. Thus one will now find Volumes 1 and 2 on one disk.

The contents of the new volume are:


Vol.	Description
54	FIG-Forth (Volume 1 of 2)
55	FIG-Forth (Volume 2 of 2)
56	Utilities for Lotus 1-2-3
57	Ultra Utilities, Squeeze/Unsqueeze & Library Update System
58	Genealogical System
59	Epistat Statistical Pack (V3.0) update & PC-Compare

For a copy of the PC-Blue printed catalog send \$2.00 (\$2.50 foreign) to: *Sol Libes, Box 1192, Mountainside NJ 07092.* The disk (\$6 each, \$9 foreign) can be ordered from *New York Amateur Computer Group, Box 106 Church Street Station, NY NY 10008;* or call (212) 864-4595. Many of the clubs and individuals who distribute the SIG/M software now also distribute the PC/Blue software. It is therefore recommended that they be contacted first to obtain copies of the volumes.



# Baby Blue II

Multifunction/Multiprocessing  
The *INTELLIGENT* Choice



**Packed with ALL the popular features:**

- Up to a **256 Kilobyte Memory Expansion**, optional in 64K blocks.
- **Clock/Calendar** with long-life battery back-up (choose replaceable or optional rechargeable battery).
- **Parallel Port** for use with IBM/Epson and most other parallel printers (addressable as LPT1: or LPT2:)
- **Two (2) Serial Ports** addressable as COM1: and COM2:, OR use our unique extended port addressing to configure for serial devices other than COM1: and COM2: (i.e. pointing devices, graphics tablets, etc.)
- **Baby Blue II** is fully compatible with the IBM PC, the PC/XT and other compatibles, including the Texas Instruments Professional Computer.

**Not just another DUMB multi-function board.**

With all that hardware to manage, we think a board would have a brain. You won't find this feature on other boards—they may look pretty, but they can be pretty boring once you get them home. Baby Blue II is actually a second computer inside your PC, built around the high-speed Z-80B microprocessor.

**Background Processing:**

Compile, assemble, sort, calculate, communicate or print—all in the background, while you and your PC continue to work on other tasks in the foreground. Because it is a separate computer, Baby Blue II performs these functions without slowing down your PC, helping you to do more work in less time.

**Autostart at Preset Time:**

Baby Blue II can begin any task, even a background operation, at a specific time by consulting the on-board real-time clock.

**CP/M Capability:**

Baby Blue II offers instant access to the vast CP/M-80 library of mature, professional software for every conceivable application.

**Dual Ported Memory and I/O:**

You can use Baby Blue II's memory, ports and clock as ordinary enhancements to your PC. Or, you can let our Z-80 micro-processor control the board directly, for truly independent back-ground operation.

**All this and SOFTWARE too . . .**

**Systems utilities**

*PDQ RAMdisk Software:* create a FAST pseudo-disk drive of any size in available system RAM. The DOS 2.0 version lets you change the size of your RAMdisk from the keyboard.

*Print Buffer/Spooler:* a TRUE print spooler: the Z-80 buffers and manages printing independent of your PC. Unlike other so-called "spoolers", this one won't stop your printer or slow you down when you start another job.

*Clock Software:* sets Baby Blue II's clock and initializes the system clock at boot time—never type the time and date again!

**Communications**

*Smart Terminal Emulator Package (STEP):* talk to other microcomputers or connect to larger host computers, as an asynchronous terminal through Baby Blue II's serial ports. Unlike other "smart terminal" programs, STEP offers full emulation of popular video display terminals (the standard package includes Televideo 950 and Hazeltine 1500.

IBM 3101, DEC VT100 and many others are optionally available). You can send or receive text files, and with STEP's unique Sessions Menu, changing your configuration is a keystroke away.

*BSTAM File Transfer Utility:* Transmit and Receive text, HEX, and binary files (including .COM files) without errors and without fuss. BSTAM is easy to use, with all configuration parameters handled transparently under STEP.

**CP/M-80 compatibility**

*Baby Blue Conversion Software:* Microlog's famous CP/M Emulator turns CP/M-80 programs into PC-DOS programs for fast, efficient execution on Baby Blue II. Completely transparent operation using standard PC-DOS commands—freely mix PC-DOS with CP/M programs and text/data files on the same PC-DOS disks.

*Convert:* supports bidirectional file transfer between PC-DOS and popular CP/M disk formats.

*Keyfix:* automates your keyboard with 54 programmable function keys for CP/M programs, eliminating tedious typing chores (max. 80 characters per key).

Baby Blue II (64K installed) . . . . . \$ 695.

**QUALITY you can count on . . .**

Microlog is in the business of producing high quality, intelligent computer peripherals. Extensive factory testing gives our products one of the highest reliability rates in the industry. The finest components, connectors, and multi-layer PC board design, ensure years of trouble-free operation. We back all our products with a 90 day warranty and full technical support. For more information on Baby Blue II and other fine Microlog products, see your micro-computer dealer or contact us:



**Microlog**™  
A TU INTERNATIONAL COMPANY

Microlog, Inc.  
222 Rte. 59  
Suffern, NY 10901  
(914) 368-0353

CIRCLE 116 ON READER SERVICE CARD

Baby Blue II is a trademark of Microlog, Inc.  
CP/M is a registered trademark of Digital Research, Inc.  
BSTAM is a trademark of Byrom Software, Inc.  
IBM is a trademark of you know who.  
© 1983 Microlog, Inc.



# News & Views

Continued from page 10

## A brave new operating system

Multi-Solutions (Lawrenceville NJ; 609-695-1337) has announced S1, a new OS for microcomputers that claims to be the first fourth-generation DOS. The following claims are made for it: it is UNIX source code compatible; it can read and write CP/M, UNIX, p-System, Flex, IBM 3741, DEC 11 and MS-DOS files; and can handle record, stream and keyed files, ISAM and VSAM, and B-Tree.

## Multiprocessing on the PC

IBM is rumored to be beta testing a multitasking version of MS-DOS for their forthcoming 80286-based system. An announcement is expected from IBM either at the time the system is introduced or before year end, with system shipments expected next year.

However, it should be noted that Digital Research (DRI) has been delivering a multiprocessing DOS with PC-DOS compatibility since July. The product, called "Concurrent PC-DOS" will run up to four PC-DOS or CP/M tasks concurrently on a standard PC.

And it contains a true windowing system and communications support. DRI has also introduced a plug-in board for the PC which turns Concurrent PC-DOS into a multiuser system that will support up to four users; the board and software are called "StarLink." It ap-

## IBM is testing a multitasking version of MS-DOS for the 80286.

pears that DRI has about a six- to nine-month lead over IBM's introduction of a multiuser PC system.

## S-100 directory update

Since preparing the S-100 Directory, which appeared in the May issue, I have been informed of some new companies that have begun manufacturing

S-100 products. They are:

Syntech Data Systems, 10111 Miller Rd., Dallas TX 75238; 214-340-0303. Syntech is a combination of Octagon and S/D Systems. They make a complete line of S-100 boards, systems, and hard disk subsystems.

Futech International Corp., 2100 N. Hwy. 360, Suite 1807, Grand Prairie TX 75050; 214-660-1955 makes industrial-grade S-100 minframes.

Micromation Inc., 1620 Montgomery St., San Francisco CA 94111; 415-398-0289 makes a very complete line of multiuser/multitasking systems supporting up to 16 users, as well as networking using CP/M-80, CP/M-86, MP/M-I, MP/M-II, DR-Net and DRI Concurrent PC-DOS.

PSCE Inc., Box 8, Port Jefferson NY 11777, makes a 68000-based single-board computer with RAM, ROM, two serial ports, Centronics port, floppy disk controller for 8", 5.25", and 3.5" drives, DMA controller, and dual timers.

Speech Ltd., 3790 El Camino Real, Suite 213, Palo Alto CA 94306; 415-941-2490, makes a speech digitizer/synthesizer. □

Sol Libes, PO Box 1192, Mountainside, NJ 07092

## Powerful in circuit emulation, priced well within your grasp. That's NICE.™

NICE may be only 3" square and 1/2" thick, but it hands you full speed, real-time emulation—over 50 emulation functions, software breakpoints, all memory addresses and all I/O ports.

Just plug NICE directly into the target MP socket and any RS232 terminal for system development, troubleshooting, debugging or testing... at home, in the lab or in the field.

And NICE hands you all this performance, portability and versatility for only \$498... the best emulator price/performance ratio on the market, hands down.

Call in your order today using

your VISA or Mastercard number: (800) NICOLET outside CA, or (415) 490-8300 in CA.

Or send your check or money order to NICE, Nicolet

Paratronics Corporation, 201 Fourier Avenue, Fremont, CA 94539.

\*Payment by check, money order, VISA or MasterCard.

NICE is a trademark of Nicolet Paratronics Corporation  
©Z80 is a trademark of Zilog, Inc.

**NICE Nicolet**



CIRCLE 80 ON READER SERVICE CARD

## COMPLETE YOUR LIBRARY OF Microsystems

Add to your MICROSYSTEMS collection today. Make your personal library complete and authoritative with any issues you may be missing.

Copies are available for issues published during the last twelve months—be sure to specify the issues you want. If a particular issue is out of stock, your payment will be refunded promptly.

Back issues of MICROSYSTEMS are priced at \$6.00 each, postpaid. Outside USA, \$7.00 each.

### MICROSYSTEMS

MCBI

CN 1914 Morristown, NJ 07960

Please send issues of MICROSYSTEMS listed below:

Issue	Qty.	Unit Price	Total Price
Payment Enclosed			\$

Mr./Mrs./Ms. \_\_\_\_\_ (print full name)

Address \_\_\_\_\_

City/State/Zip \_\_\_\_\_



# CompuPro...

for Performance, Quality and Reliability

Anyone can sell you a box full of hardware. But is it too much computer? Too little? Will it run the appropriate software? What about service? If you need the right answers both before and after the sale, call your nearest **Full Service CompuPro System Center**. For product information, see back cover.

## ALABAMA

**Birmingham**  
CPC Computers  
(205) 879-5976

## ARIZONA

**Scottsdale**  
S-100  
(602) 991-7870

## CALIFORNIA

**Bakersfield**  
Creative Computing  
(805) 835-1118

**Berkeley**  
American Computers  
& Engineers  
(415) 849-0177

Track Computer Center  
(415) 845-6366

**Burlingame**  
Mentzer Computer  
Systems  
(415) 340-9363

**Canyon Country**  
Creative Computing  
(805) 251-9877

**Chatsworth**  
Priority One Electronics  
(818) 709-6789

**Hayward**  
Best Computers  
(415) 886-4732

**Irvine**  
Priority One Electronics  
(714) 660-1411

**Los Angeles**  
American Computers  
& Engineers  
(213) 477-6751

Gifford Computer  
Systems  
(213) 477-3921

**Milpitas**  
Pragmatic Test  
Systems, Inc.  
(408) 943-3200

**Mountain View**  
ACC  
(415) 969-4969

**Oakland**  
Track Computer Center  
(415) 444-8725

**Pasadena**  
Omni Unlimited  
(818) 795-6664

**Petaluma**  
Advanced Information  
Management  
(707) 763-7283

**Pleasanton**  
Best Computers  
(415) 463-2233

**Sacramento**  
Logic Systems  
(916) 922-3377

**San Leandro**  
Gifford Computer  
Systems  
(415) 895-0798

**San Rafael**  
Computer House  
(415) 453-0865

**Santa Barbara**  
Data Bank  
(805) 962-8489

**Santa Cruz**  
Cochlin Computer  
Systems  
(408) 429-6728

**Santa Maria**  
Data Bank  
(805) 922-1333

**Santa Rosa**  
Matrix Computers  
(707) 542-0571

**Simi Valley**  
Micro Power Unlimited  
(805) 584-6789

## COLORADO

**Lakewood**  
Rocky Mountain  
Microsystems  
(303) 232-4545

## CONNECTICUT

**Orange**  
Affordable Business  
Computers  
(203) 795-6046

## FLORIDA

**Gainesville**  
Online Computing  
(904) 372-1712

**Orlando**  
Data/Office  
(305) 629-6776

**Satellite Beach**  
Binary Magic, Inc.  
(305) 777-7080

**Tampa**  
Micro-Computer  
Technology  
(813) 985-0919

**West Palm Beach**  
Steve's Computer  
Works, Inc.  
(305) 683-5900

## HAWAII

**Kahului Maui**  
Capacity Plus  
Computers  
(808) 871-7984

## ILLINOIS

**Athens**  
Computers Plus  
(217) 636-8491

**La Grange Park**  
Small Business  
Systems, Inc.  
(312) 579-3311

**Mundelein**  
Computers 'n Stuff  
(312) 949-8585

**Skokie**  
Lillipute Computer  
Mart, Inc.  
(312) 674-1383

## KANSAS

**Ellinwood**  
Genesys Systems, Inc.  
(316) 564-3636

## MARYLAND

**Bethesda**  
JR Systems  
(301) 657-3598

## MASSACHUSETTS

**Boston**  
New England  
Electronic Exch.  
(617) 491-3000

**Chestnut Hill**  
Key Micro Systems  
(617) 738-7306

## MICHIGAN

**Ann Arbor**  
Waldorf Associates, LTD  
(313) 996-0646

## MISSISSIPPI

**Pascagoula**  
Automated Accountants  
(601) 769-2937

**Ridgeland**  
Professional Systems  
(601) 957-2909

## MISSOURI

**Kansas City**  
BBRL  
(816) 753-5900

## MONTANA

**Missoula**  
Harris-Larsen &  
Associates  
(406) 542-0146

## NEW YORK

**Amherst**  
Gifford Computer  
Systems  
(716) 833-4758

**Deer Park**  
Datapro Systems, Inc.  
(516) 595-1311

**New York**  
Park Plaza Computer  
Center, Inc.  
(212) 759-5820

(212) 505-8200

**Staten Island**  
John D. Owens Assoc.  
(212) 448-6283

## NORTH CAROLINA

**Greensboro**  
General Semantics  
Computers  
(919) 378-1500

## OREGON

**Eugene**  
Midland-Cascade  
(503) 344-2111

**Portland**  
Microwest Computer  
Products  
(503) 238-6274

**PENNSYLVANIA**

**Philadelphia**  
Forefront Technology  
(215) 386-1500

**Reading**  
Fraser Business  
Equipment  
(215) 378-0101

## RHODE ISLAND

**Coventry**  
Key Micro Systems  
(401) 828-7270

**Warwick**  
Systems &  
Solutions, Inc.  
(401) 732-2913

**TEXAS**

**Austin**  
CPA Systems, Inc.  
(512) 458-9281

Informa, Inc.  
(512) 459-4216

Informa, Inc.  
(512) 474-4449

Omegax Systems  
(512) 476-6069

## Ft. Worth

Dataworth Computer  
Systems  
(817) 877-4041

## Houston

Gifford Computer  
Systems  
(713) 680-1944

## Irvine

Dator Systems  
(214) 986-0422

**San Antonio**  
RFCanon, Inc.  
(512) 657-0444

## Sequin

CPA Systems, Inc.  
(512) 379-0661

## VIRGINIA

**Woodbridge**  
Office Networks Corp.  
(703) 690-3312

## WASHINGTON

**Bellevue**  
North Ridge Computer  
Systems  
(206) 453-0596

**Seattle**  
American Computers  
& Engineers  
(206) 583-0130

## WISCONSIN

**Madison**  
Beam International  
(608) 233-2326

**Milwaukee**  
Byte Shop of Milwaukee  
(414) 281-7004

## AUSTRALIA

**Bankstown**  
Automation Statham  
Pty., Ltd.  
(02) 709-4144

## CANADA

**Coquitlam, B.C.**  
CSC System Center, Ltd.  
(604) 941-0622

**Vancouver, B.C.**  
Dynacomp Business  
Computers, Ltd.  
(604) 872-7737

## THE PHILIPPINES

**Quezon City**  
Corona International, Inc.  
78-34-71

## UNITED KINGDOM

**Swansea**  
Comcen Technology, Ltd.  
(0792) 796000


CIRCLE 11 ON READER SERVICE CARD

# CompuPro®

A GOBBOUT COMPANY

3506 Breakwater Court, Hayward, CA 94545





# The S-100 Bus

## Building an NSC-800 adaptor for the CPU 8085/8088 processor board

by Dave Hardy

**M**ost of the reader mail that I receive is in the form of questions, along with an occasional comment or suggestion.

This month's S-100 Bus is dedicated to an unusual letter that I received from Larry Hampton (17733 W. McNichols, Detroit MI 48325) about a special adaptor he made for his CompuPro CPU 8085/8088 processor board. Although the CPU 8085/8088 is a very versatile dual-processor board, Larry missed the use of the Z80 processor that much of his software required. Oddly enough, the day after I had submitted my manuscript, the *Microsystems* editorial office received a similar letter from J.C. Parker (16 Langford St., Surrey Hills, Melbourne, Australia 3127), describing an almost identical adaptor.

Not wanting to give up the advan-

tages of the dual processor system, both of these gentlemen independently decided to modify the CPU 8085/8088 board and replace its 8085 chip with a National Semiconductor NSC-800. The NSC-800 is virtually an 8085 from the hardware point of view, having a multiplexed bus and similar timing structures, but from a programmer's viewpoint the NSC-800 supports the Z80 instruction set. An NSC-800 adaptor gives the user the best of both worlds.

The main differences between the 8085 and NSC-800 are:

1. The five interrupt lines, HOLD, and HLDA are inverted
2. CLOCK OUT is inverted
3. SID and SOD on the 8085 are replaced with PS\* and RFSH\*
4. The NSC-800 has an opcode fetch cycle that is very similar to that of the Z80; the 8085 does not
5. The NSC-800 has to run at a lower clock rate
6. The NSC-800 interrupt structure is different from that of the 8085
7. The minimum input high-level signal for the NSC-800 is +3.5 volts, as

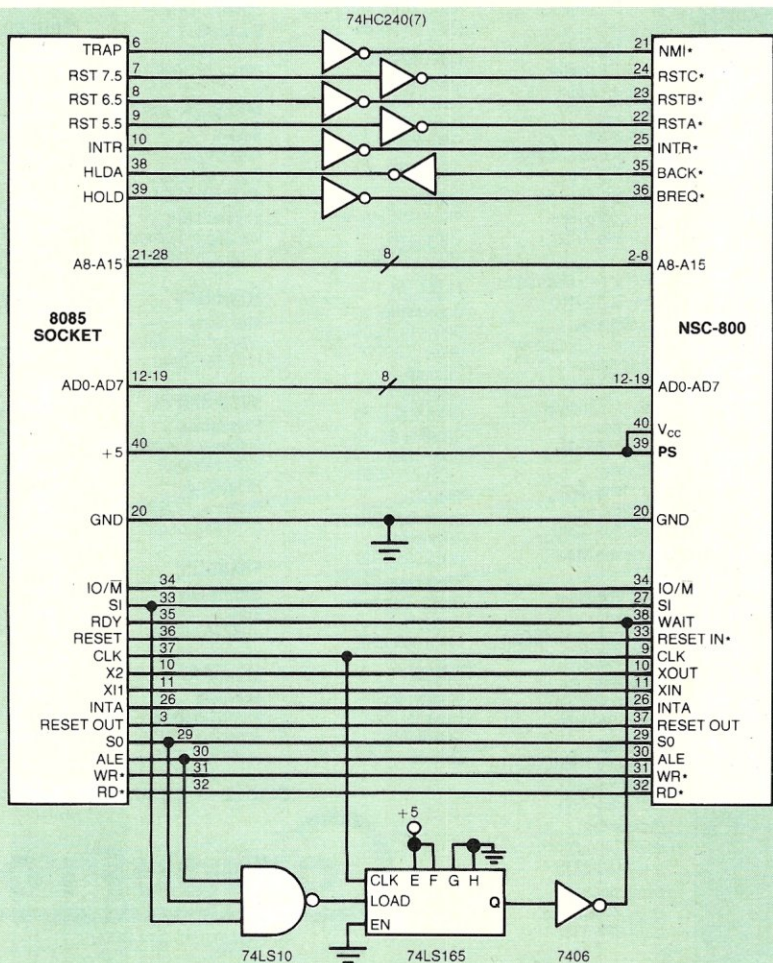
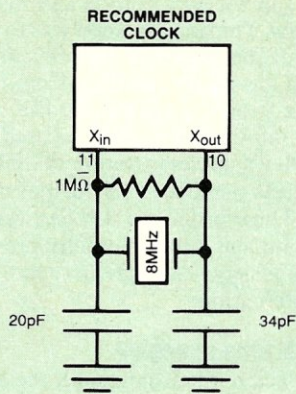


Figure 1: NSC800 Adaptor for CompuPro CPU 8085/8088 board.





**Figure 2. Crystal oscillator recommended by NSC.**

against +2.5 volts for the 8085

8. Nearly all the signals appear on different pins

9. The NSC-800 has a write cycle with a write strobe that is roughly half a clock cycle shorter.

Both our correspondents mounted the NSC-800 on a separate board that carries the fastest NSC-800 available (NSC-800-4) with an 8 MHz crystal (Figure 2); this drives the NSC-800 at 4 MHz. Mr. Parker's board plugs into the 8085 socket with the aid of two component carriers soldered back-to-back; Larry Hampton used a separately mounted board with a short ribbon cable that plugs into the 8085 socket. The CompuPro board has a 12 MHz crystal for a 6 MHz Z80 with a switch to drop the clock frequency to 2 MHz. In this position a 4 MHz clock signal is available to drive the NSC-800. The 6 MHz position can't be used—the NSC-800 won't run at this frequency.

Point 4 causes the most problems. The NSC-800 opcode fetch cycle allows less time for the memory to respond than does the 8085. Both correspondents therefore decoded NSC-800 status signals to detect when an opcode fetch cycle is in progress and to enable a wait state generator: Mr. Parker used a dual J-K flip-flop (74LS107A) to generate the wait states; Larry Hampton used a 74LS165 counter (see Figure 1). However, both correspondents say that the wait states do not noticeably reduce the operating speed of the board, and both adaptors have been in use for several months and have proved reliable. Larry Hampton's adaptor, shown in Figure 1, it has slightly fewer chips. Larry cautions, however, that the input of the unused 74HC240 inverter *must* be tied high, since a CMOS chip will not tolerate a floating input line. □

Dave Hardy, 736 Notre Dame, Grosse Pointe, MI 48203

## \* \* SEPTEMBER SPECIALS \* \* HUGE DISCOUNTS \* \*

### MACROTECH DUAL FUNCTION S-100 RAM: 20% off list price

Works as main memory and/or virtual disk. For use in S-100 systems including ZENITH. 8 MHz in 16 bit environments. Uses 150 NS Ram chips. 512K ..... \$1,504 1 MB ..... \$1,959

### MACROTECH MI-286 DUAL PROCESSOR 80286 and Z80:

S-100 plug-in upgrade for 8085/8088. Works with MP/M 8-16 and other operating systems. 3 to 5 times throughput increase. The 80286 features four-level memory protection and multi-tasking. Introductory offer at 20% off list. MI-286 \$1,116 ..... 80827 \$520

### LOMAS 8086, 80286 S-100 SYSTEMS AT 18% OFF LIST PRICE BOARDS AT 20% OFF LIST PRICE

S-100 PC features: 8MHz 8086, 128K RAM (expandable to 1MB), 2 serial + 2 parallel ports, 15 slot S-100 mainframe, 2 DS (640K bytes) 5" drives, Concurrent CP/M 86 and other software. LDP systems feature 8" drives. Options include static RAM, Winchester, 8087 and 8089. Beautiful, detailed product brochure on request.



SYSTEMS: 33% off list on most systems; educational: 38% off list on most systems.

BOARDS: from 21% to 34% depending on dollar volume of order.

The 4-user Model 10 has now proven itself to be a fast, powerful and economical system. We give it our highest endorsement. One year, free, on site service included in purchase price.

### SEMI DISK VIRTUAL MEMORY—DISK EMULATOR:

Makes your system fly: saves wear and tear on your floppies. For S-100, IBM PC and TRS-80. 512K \$898 ..... 1 MB \$1,472 ..... Battery back-up \$150.

### ITT DATA MODEMS: High speed modems up to 19.2K Baud

### HAZELTINE ESPRIT TERMINALS: (QTY 1 TO 5):

ESPRIT I: \$480 ESPRIT II: \$495 ESPRIT III: \$565 ESPRIT COLOR: \$785  
III is TVI 950 look-alike. Serviced nationally by TRW

### ALPHA MERICS PLOTTERS: HP EMULATION: Works with AUTOCAD

A-PLOT I:	18×30"	\$3,672
A-PLOT II:	24×34"	\$4,472
A-PLOT III:	36×48"	\$4,716

### HOUSTON INSTRUMENTS PLOTTERS AND DIGITIZER:

DMP 29 \$1,838 DMP 40 \$762 DMP 41/42 \$2,397 Digitizer: \$694

### GRAPHICS AT DISCOUNT PRICES: Autocad/Houston Instruments

Alpha Merics Plotters/GTCO Digitizers/Scion, Aurora & Digital Graphics Boards

### S-100 BOARDS & SYSTEMS:

ACKERMAN DIGITAL	FUTECH S-100 MAINFRAMES
ADVANCED DIGITAL	LEHIGH VALLEY DATA ENCRYPTOR
IMS INTERNATIONAL	INTERCONTINENTAL MICRO

### IBM PC and XT: 10% OFF LIST PRICE

NEC APC: 20% OFF LIST

### OTHER EXCELLENT BUYS: CRTs & PRINTERS at DISCOUNT PRICES

Esprit, Qume, Televideo, Visual, Wyse, Adds, Epson, NEC, Okidata, Tally, Florida Data, Juki, Dynax, Teletype, Qume, Diablo, Texas Inst.

### \$10 DISCOUNT COUPON

included in second issue of elegant 55 page catalogue replete with highly readable, detailed product specifications. Obtain a \$10 discount coupon for first purchase and other discount coupons. Send \$4 for catalogue or order by phone with credit card.

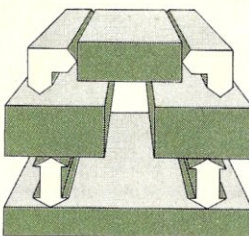
Prices subject to change without notice

WE EXPORT: TWX 710 588-2844. ANSBACK: OWENSASSOC.

## JOHN D. OWENS ASSOCIATES

12 SCHUBERT STREET STATEN ISLAND, NEW YORK 10305  
(212) 448-6298 (212) 448-6283 (212) 448-2913





# The UNIX File

## The USENIX 1984 Summer Conference

by Ian F. Darwin

**T**his month's column is a little different, in that it consists almost entirely of a report on the 1984 USENIX Summer Conference held at Salt Lake City, and a few companies I visited after the show. This twice-yearly conference is the world's largest gathering of UNIX experts, not counting those of marketeers and vendors, and the oldest. The mid-June meeting provided a much-needed gathering of the clans for exchange of ideas, teaching, learning, criticism and (in the evenings) recreation.

### Standards

The first day or two of the week were devoted to standards committees and special interest groups (several organizations other than USENIX also held meetings at this time). The `/usr/group` Standards Committee announced that its system interface standard had been approved by the general membership of `/usr/group`. This is the culmination of over two years of committee meetings spent defining a standard for the interface between applications programs and the OS itself. The committee consists of volunteers from systems houses, applications developers and end users. Your columnist joined the committee halfway through the effort, and attended a few of the meetings. Let me tell you that people work on standards projects because they regard the standards as important, not because the meetings are exciting. Part of this meeting was devoted to minor clarification of the standard, and also several areas of extension and transportability.

The system interface standard document consists of expanded UNIX manual pages for section 2 (system calls), section 3 (standard libraries) and section 5 (header files required by the standard). It is not a complete "UNIX Standard," nor is it intended to be such. Rather, it's a guide for systems implementors and applications developers to the standard set of UNIX functions necessary to develop portable UNIX applications. Copies of the standard can be had for \$30 (\$50 overseas) from `/usr/group`, 4655 Old Ironsides Drive, Suite 200, Santa Clara CA 95054. I urge both system vendors and developers of applications programs to read and use this standard as a guide to cross-system portability.

The committee considered standardization of `termio`, the terminal control structure of System III/V—called

`tty(4)` in Seventh Edition and Berkeley systems. The final decision was to adopt most of the System V `termio` standard, with a few `ioctl` extensions from Berkeley. A proposal to standardise a program multiplexing scheme based upon Berkeley's implementation of "job control" was postponed for further discussion. These proposals will be circulated for comment, and eventually presented to the general `/usr/group` membership for ratification.

### Exhibit area a jungle?

Back at the Conference, the exhibit area looked a little like a jungle movie set, with numerous ceiling-height yellow vines for Tarzan to swing from. These vines were in reality Ethernet™ cables, connecting together a stellar network of stars from around the UNIXverse. Most of the hardware vendors and porting houses had their systems on this local-area network, and you could transfer files, do remote logins, etc., from one system to another. Most of the vendors joined this net with little advanced planning, and found that their systems worked with the others on the network. The Ethernet standard defines the hardware and packet interfaces, while the TCP/IP standard defines the higher-level protocols. That a dozen or so competing vendors were able to connect their equipment together like this demonstrates that Ethernet with TCP/IP is a real network product that operates across a broad spectrum of UNIX systems available off-the-shelf today.

In wandering up and down the exhibit aisles, I was struck by the small size of the exhibition floor compared to Washington (see this column in April, 1984), the quality of the products exhibited, and the large proportion of Canadian software houses. UniForum at Washington, D.C., in January had perhaps double the amount of exhibitor space, and certainly more than the 60 or so exhibitors who showed their wares at Salt Lake City. Many of those at S.L.C. were established companies in the UNIX marketplace. Hardware vendors, software companies, books & magazines, consultants & training—all were here. Notable by their absence were Digital Equipment (DEC) and a number of small- to medium-sized UNIX companies. The exhibit hall was never wall-to-wall people, so you could always get at the exhibits. Some of the vendors seemed to feel that they hadn't gotten as much out of exhibiting, due to the lower number of attendees. Other vendors, including some who had not exhibited in S.L.C. but wished they had done so, felt that the technical level of the attendees made up for their lower numbers. The old line about "pleasing



# **COHERENT™ IS SUPERIOR TO UNIX\* AND IT'S AVAILABLE TODAY ON THE IBM PC.**

Mark Williams Company hasn't just taken a mini-computer operating system, like UNIX, and ported it to the PC. We wrote COHERENT ourselves. We were able to bring UNIX capability to the PC with the PC in mind, making it the most efficient personal computer work station available at an unbelievable price.

For the first time you get a multi-user, multitasking operating system on your IBM PC. Because COHERENT is UNIX-compatible, UNIX software will run on the PC under COHERENT.

The software system includes a C-compiler and over 100 utilities, all for \$500. Similar environments cost thousands more.

COHERENT on the IBM PC requires a hard disk and 256K memory. It's available on the IBM XT, and Tecmar, Davong and Corvus hard disks.

Available now. For additional information, call or write,

Mark Williams Company  
1430 West Wrightwood, Chicago, Illinois 60614  
312/472-6659



COHERENT is a trade mark of Mark Williams Company.  
\*UNIX is a trade mark of Bell Laboratories.

**CIRCLE 88 ON READER SERVICE CARD**



## UNIX File

Continued from page 16

some of the people some of the time" is still true.

Since Toronto has long been a hotbed of UNIX activity, it's only natural to find that more than 10% of the exhibitors—perhaps 20% of the software houses—are from Canada. Here's a quick look at some of these companies:

**Emerald City** (20 Richmond East #700, Toronto, ON Canada M5C 2R9; 416-863-9923) offers Emerald, a new office automation product.

**Fulcrum Technologies Inc.**, 331 Cooper St., Ottawa, ON Canada K2P 0G5; 613-238-1761 has Ful/Text, a full-text information retrieval system offering the searching power of large text databases (similar to Dialog™ or The Source™) to the UNIX user.

**Human Computing Resources** (10 St. Mary St., Toronto, ON Canada M4Y 1P9; 416-922-1937). HCR is one of the oldest companies in the UNIX game, and has services ranging from UNIX porting to business applications.

**Nial Systems** (Box 2128, Kingston, ON Canada K7L 5J8; 613-549-1432) has Q'Nial, an integrated language system.

**Officesmiths** (331 Cooper St., Ottawa, ON Canada K2P 0G5; 613-235-6749) has an established series of office automation products.

**Rhodnius, Inc.** (10 St. Mary St., Toronto, ON Canada M4Y 1P9; 416-922-1742). Rhodnius has a range of products, including "Mistress," which is one of the oldest commercially available relational databases for UNIX.

**Tyme Systems** (5490 Avenue Royalmount, Montreal PQ Canada H4P 1H7; 514-341-6300) represents "Progress," an integrated database, word-processing and spreadsheet package.

### Technical sessions

The technical program got off to an interesting but halting start. An excellent paper by Stuart Feldman (author of several fundamental UNIX utilities—see Volume 2 of your pre-System V manual set) compared the history of western architecture to the evolution of the UNIX operating system. This excellent talk, alas, began late due to an excess of introductory remarks, and was halted halfway through by a projector failure. The rest of the program went more smoothly, although there were continuing difficulties in keeping to the schedule as speakers went overtime. The two parallel streams were in two hotels several blocks apart. Thus people trying to flit back and forth, or to arrange meetings during sessions that

they considered unappealing, were frustrated by the talks beginning at random times. Another annoyance was the number of speakers who tried to display what I call "tiny type." Typewritten notes (or handwritten material about the size of typewriting) blown up to a full-size screen is just not legible at the middle or back of a large auditorium. As a general rule, put no more than 10 lines of text on a foil, and fill the entire screen area with it—then your slides will be readable. I hope that subsequent organizing committees will have learned the value of backup audio-visual equipment and a trained staff. I also hope that in the future more emphasis will be given to informing speakers of the need for correct timing and proper preparation.

---

**The orientation of USENIX is technical, while UniForum is more commercial.**

---

The calibre of technical sessions presented here made up for the technical difficulties. The committee made clear up front that papers were expected to be technical rather than "salesy." There were several "workshop" sessions, longer than the short papers. Presentations of both types ranged from teaching novices about UNIX, to compilers and languages, to kernel enhancements, to mail, news and networking. Tech sessions ran all day Wednesday, Thursday and Friday. As well, a wide series of "Birds of a Feather" (BOF) sessions was held Thursday evening. The Proceedings from the technical session were prepared in advance for distribution at registration, forcing the speakers to at least think about their papers ahead of time. This also allowed conference attendees to read the paper, consider the issues ahead of time, and prepare some intelligent questions. Kudos to the committee for biting the bullet and taking a strong stand on the proceedings issue, then sticking to it. You can order copies of the proceedings (388 pp.) for \$25 (plus \$5 for overseas delivery) from *USENIX, Box 7, El Cerrito, CA 94530*.

An informal part of the technical conference, mainly for fun, was Rob

Pike's UNIX Trivia Quiz. Questions about the phone number of the person who wrote the first multiplexor, the first version of UNIX to introduce pipes, and the person who had the idea of a hierarchical file system had the old timers and UNIX historians doing lots of head scratching and reference checking.

### Snowbird

All attendees were invited to a barbecue dinner held at Snowbird, a ski resort (still open in June!) in the Wasatch mountains. Those who attended were treated to some of the best scenery around, including a tram ride to 11,000 feet up to the top of the world—at least that's how it seemed when the cable car lifted us above everything in sight. Congrats to those who organised this highlight of the social program. Back at the hotels, the usual hospitality suites were held other evenings, as was a by-invitation-only reception by AT&T.

The receptions, and the scenery, and Snowbird, and the other attractions in and around Salt Lake City made this an enjoyable site for the Conference.

### Next time

The Winter USENIX Conference will be held in Dallas in January. There should be a UniForum conference at the same time in Dallas, but with minimal cooperation between the two shows. The orientation of the USENIX conference is technical, while the UniForum is more commercially oriented. This is the first time the two are being held in the same city (though under different roofs); USENIX and /usr/group are constantly adjusting to each other's presence. Time will tell what the relationship between the two organisations and their conferences will turn out to be.

### After the ball was over


After the Conference, I headed west and found myself in Silicon Valley for a few days. Pyramid Technology presented the inauguration of their "Prism" product support program, in which they provide software suppliers with assistance in porting software to the Pyramid and in marketing the products. Pyramid's 90X is a reduced-instruction-set computer (RISC machine, a recent computer science idea for building better computers). It's very fast, and it's in the \$100,000 range—hardly a microcomputer, but a mainframe-class computer system. And it's further proof of the wide range of machines on which UNIX can run. Their UNIX port is unique in allowing each user to choose either the 4BSD or AT&T (System V) "universe" at any time, and get the corresponding ver-



Something Totally New in Applications Software From Borland,  
The Folks Who Make Turbo Pascal.®

# SIDEKICK

ALWAYS  
JUST A KEYSTROKE AWAY . . .



"SOMETHING TO RELIEVE  
THIS MESS!"

If you've ever found yourself searching for a calculator or a notepad when you've got a computer right in front of you, then you know why we came up with Sidekick®.

WHETHER YOU'RE RUNNING  
1-2-3, WORDSTAR,  
dBASEII OR WHATEVER . . .


JUST A KEYSTROKE  
AND A SIDEKICK  
WINDOW OPENS . . .

- A CALCULATOR
- A NOTEPAD
- AN APPOINTMENT CALENDAR
- AN AUTO DIALER
- AN ASCII TABLE
- AND MUCH MORE

ALL AT ONCE . . . OR ONE AT  
A TIME. ANYWHERE ON  
THE SCREEN YOU LIKE.

ANOTHER KEYSTROKE,  
AND YOU'RE RIGHT  
WHERE YOU LEFT OFF  
IN YOUR ORIGINAL  
PROGRAM!

(you never really left!)



**SIDEKICK**®

INTRODUCTORY OFFER

**\$49.95**

Available only for the IBM PC, XT, jr. and Compatibles.

Something brand new. Crafted in Assembly language as carefully as Borland's famous Turbo Pascal®, so that it's lightning-fast and as compact as only Borland knows how to make it! With a notepad that has a full-screen editor that saves your notes to disk. You can even swap information back and forth between your applications software and your Sidekick®.

Suppose you're working with a spreadsheet, and you suddenly have an important idea. Just hit the button, a window opens, you write the note and hit the button again. You're right back where you left off in the spreadsheet.

Need to make a phone call? Whether the number is in an existing database, your own Sidekick phone directory, or you've just typed it on the screen . . . put the cursor next to the number, hit the keystroke, and Sidekick dials for you!\*

There's lots more, too. You can move the Sidekick windows anywhere on the screen you like. And you can have as many on screen at a time as you need.

We designed it because we needed it. If you've ever been writing a report and needed to do a quick calculation, or jot down a note, then you understand why.

\*Only with Hayes Smartmodem and compatibles.

**YOU CAN ORDER YOUR COPY OF SIDEKICK® TODAY!**

For Visa and MasterCard orders call Toll Free **1-800-255-8008**  
(lines open 24 hours, 7 days a week) Dealer and Distributor Inquiries Welcome 408-438-8400

in California **1-800-742-1133**

**SIDEKICK® \$49.95**

(plus \$5.00 shipping and handling  
• Shipped UPS)

Check  Money Order   
VISA  MasterCard

Card # \_\_\_\_\_  
Expiration Date \_\_\_\_\_

Please be sure your computer is an IBM PC, XT, jr., or true compatible!

NAME \_\_\_\_\_  
ADDRESS \_\_\_\_\_  
CITY/STATE/ZIP \_\_\_\_\_  
TELEPHONE \_\_\_\_\_

California residents add 6% sales tax. Outside U.S.A. add \$15.00. (If outside of U.S.A. payment must be by bank draft payable in the U.S. and in U.S. dollars.) Sorry, no C.O.D. or Purchase Orders. S E 9

**BORLAND**  
INTERNATIONAL

Borland International  
4113 Scotts Valley Drive  
Scotts Valley, California 95066  
TELEX: 172373



## UNIX File

Continued from page 18

sions of commands, manual pages, and the like. *Pyramid Technology* is at 1295 Charleston Rd., Mountain View, CA 94039-7295; 415-965-7200.

Regular readers will recall that my personal UNIX computer is a Dual System/83 (*Dual Systems*, 2530 San Pablo Avenue, Berkeley CA 94702; 415-549-3854). So naturally I dropped in on Dual, to meet in person the telephone voices I've been dealing with for so long. And to see their latest hardware offerings. Their SMD disk controller looks very good. And their "TCON" 9-track

tape controller is now available. Their designs are good stuff—watch these people! All Dual boards and systems are IEEE-696/S-100 compatible.

A final jaunt took me to CompuPro, where I got to see their new "32016" 32-bit processor CPU board, replacing their previously announced "16032" board. The UNIX port (being done by an experienced porting company) wasn't ready yet, so I didn't get to see the system running. But the board looks good—the layout is spacious, and the design and construction seem up to CompuPro's usual high standards. By the time you read this, they should have announced a "System 816" based upon

the 32016, with the UNIX announcement later in the year. They also told me about a few developments in the DOS-compatible arena, which you'll be reading about elsewhere in *Microsystems*.

### UNIX job listings

Every USENIX and UniForum meeting has a wide range of job listings for UNIX experts, ranging from marketing and customer support, to administrators for timesharing UNIX and instructors, to "kernel hackers"—those who dare to modify the deepest innards of the system. Most of the jobs on the board at Salt Lake will be filled by now, so there's no point listing them here.

But two sources of regular job opportunities should be mentioned. On is (you guessed it, I hope) UNIX itself, in the form of the UNIX network. USENET, and in particular the newsgroup "net.jobs" contains a few job listings a week, although some weeks there's nothing and other weeks there's a flood of listings. Occasionally people acting out of ignorance place job listings in the wrong newsgroup ("net.general" is a perennial favorite wrong newsgroup to put things into).

The other is an employment agency specialising in UNIX jobs. The **Whitman Challenge Company** specialises in finding qualified people for UNIX jobs nationwide and internationally, and has been operating in this particular area for over two years. So if you know enough about UNIX to make your living from it, and are looking for new employment, call *Bill Hamilton* at 213-459-7863, or write to 18125 Coastline Drive Suite C, Malibu CA 90265. Bill tells me that Whitman Challenge works "on an exclusive and retainer basis with many companies. This differs considerably from the Agency [approach], which deals in a volume amount of resumes." They also have contacts in the venture capital arena, so if you have an idea to develop, give them a call.


Please feel free to write in with questions or comments. Addresses for regular mail and electronic mail are given below. I can't always answer immediately, but I will get back to you. And I'm always glad to hear from readers with comments either on the column itself or on their reactions to particular UNIX systems or products. □

*The UNIX File looks at many aspects of the UNIX operating system. If you have comments or questions about UNIX or this column, feel free to write to Ian Darwin at Box 603, Station F, Toronto, Ontario, Canada M4Y 2L8.*

*If you have UNIX mail access to the uucp network, you can contact me at ihnp4!darwin!ian."*

**NEW  
FROM  
ADS**

## SINGLE BOARD COMPUTER



**STARTS  
AT  
\$995.00**

- 5mhz Z-80
- 1 Megabyte DRAM (up to)
- Four Serial Ports
- Hard Disk Interface
- SBX Connectors
- 32K Eprom (up to)
- DMA Controller
- Floppy Disk Controller
- CP/M\* or MP/M\*
- and much more!

ADS is pleased to announce our new product with the above features on one Multilayer Board.

**NO EXTENDED BUS** — means lower cost and flexibility.

**CP/M\*** — means a vast array of software available.

**SBX CONNECTORS** — give you compatibility with the hundreds of different SBX boards for varied applications!

Plus more features too numerous to mention in this ad!  
So, call or write today for a complete brochure:

**ADS**

**Ackerman Digital Systems**

216 W. Stone Court, Villa Park, IL 60181 • (312) 530-8992

\*Trademark Digital Research, Inc.

CIRCLE 169 ON READER SERVICE CARD



THE WORLD'S MOST POPULAR

# UNIX

SYSTEM

FOR THE

## IBM PC

AND

## LISA 2

Now, SCO brings the world's most popular version of AT&T's UNIX™ Operating System — and a comprehensive line of applications software — to the IBM® Personal Computer and the Apple® Lisa® 2.

XENIX™ from SCO is simply the best microprocessor-based UNIX you can buy. **No one else in the UNIX business provides you with better support, and no other version of UNIX gives you all these features:**

**VISUAL SHELL:**

The XENIX visual shell provides you with a screen-oriented, menu-driven interface—with selectable color for the IBM PC.

**MULTISCREEN™:**

SCO's Multiscreen™ allows you to run multiple programs simultaneously and view each program's screen with a touch of a key.

**MICNET:**

Micnet local area networking doesn't require a systems programmer to set up or added hardware to run.

**MULTIUSER:**

With XENIX, 3 or more users may efficiently use a single IBM PC or Lisa 2 simultaneously.

**MOST COMPLETE:**

XENIX is the most complete version of the UNIX System available for micros — including Microsoft's commercial enhancements and key extras from Berkeley 4.2 UNIX.

**PC-DOS:**

XENIX lets you read and write PC-DOS files on the IBM PC—and a cross-development environment will be available soon.

**MOST APPLICATIONS:**

With nearly 80% of all micro-based UNIX systems running XENIX, more applications are available for XENIX than for any other version of UNIX.

**DOCUMENTATION:**

SCO's XENIX documentation is written to meet the needs of the small systems marketplace — well-organized, clear, concise.

The powerful family of XENIX systems software and applications is available today from SCO — your UNIX Systems Software Company since 1978 — to set a new standard for personal computer productivity.

UNIX is a trademark of Bell Laboratories  
IBM is a registered trademark of International Business Machines Corp.  
Apple and Lisa are registered trademarks of Apple Computer, Inc.  
XENIX is a trademark of Microsoft Corp.  
Multiscreen is a trademark of The Santa Cruz Operation, Inc.  
© 1984 The Santa Cruz Operation, Inc.

**SCO**  
THE SANTA CRUZ OPERATION

500 CHESTNUT STREET  
P.O. BOX 1900  
SANTA CRUZ, CALIFORNIA 95061


YOUR UNIX SYSTEMS SOFTWARE COMPANY

## 408/425-7222

Let's go to work.

CIRCLE 77 ON READER SERVICE CARD





# The MS-DOS MS-DOS Window

## MultiMate and DisplayWrite 2— competitors for the WP market

by Hank Kee

**W**ord processing, spreadsheets, and database/information management comprise, by far, the majority of processing on personal computers. In the word processing field, the major players are IBM, Wang, and Digital Equipment, with Data General, Hewlett-Packard, and Prime being among the minicomputer manufacturers in the business.

There are also a few independent custom manufacturers, such as Lanier and NBI, who have achieved a degree of success in the marketplace. The main difference between these commercial machines and personal computers is that the hardware for the former has been designed for dedicated use.

Fairly recently, however, word processing software on personal computers has been developed to take advantage of the increased power of the new machines. We have come a long way from Electric Pencil, the first of the personal computer WP programs, to the 250 or so WP programs for the IBM PC alone. WP programs for personal computers now have many of the features of today's dedicated word processing systems. In the scramble for recognition and sales, WP software for personal computers has become very competitive.

### The competitors

Let's take a quick look at some of the major competitors in the personal computer word processing market, and then go on to more detailed description of their products.

Wang has been one of the major forces in office automation. It was, therefore, no great surprise that somebody would port Wang's highly regarded WP system to the IBM PC. MultiMate came out with a software package that looks very much like the Wang system, and Leading Edge came out with a version that is designed after the Wang, with several valuable enhancements. Both are selling well in the corporate environment.

Meanwhile, IBM has been quite successful selling their DisplayWriter as a dedicated word processor in the office environment. They have recently introduced a software package called DisplayWrite 2 for the PC/XT that emulates the DisplayWriter. Functionally, it is also very close to the original, with some additions.

And Digital Equipment has announced WPS Plus for their Rainbow 100 series. WPS Plus is akin to their WPS on the DECMate 2, as well as the WP on their VAX All-In-One System for the office.

Exactly how good are these word processing systems on the PC? Functionally, they compare favorably with their big brothers. They suffer on the PC, however, from having keyboard layouts that are different from their larger brethren. In time, no doubt, a DisplayWriter- and/or a Wang-like keyboard will be marketed for the IBM. Since the PC keyboard is detachable, why not install different keyboards for different functions? Digital Equipment does, in fact, offer a WP keyboard for the Rainbow, and Cromemco has one for its S-100 systems.

### DisplayWrite 2

DisplayWrite 2 is easy to use, while remaining a full-function WP. The manual is comprehensive, readable, and easy to use as a reference. My only complaint is that there is no summary of command codes.

The system is designed around the typical typewriter environment. The "ruler" is constantly displayed at the top of the screen, with margin and tab information. It requires either an IBM 5218 WP proportional letter-quality printer, or an IBM graphics printer (Epson FX Series). This is a limitation, in that lower-cost, letter-quality printers cannot be used. A minimum of 192K of memory is also needed—the more memory the better. With the IBM 5218 printer, an additional 64K is required.

Although it is possible to use DisplayWrite 2 with a two-diskette drive system, it is much more effective with a hard disk. Each time a DisplayWrite 2 command call is made, there is an associated disk I/O operation to load one of two function modules. Since they don't both fit on one diskette, constant diskette changing is required.

The package has a lot of features for \$299, including a document merge function and a spelling checker.

Since most readers are familiar with WordStar, I shall use it as a reference with which to compare DisplayWrite 2. Like many other screen-oriented software products, DisplayWrite 2 writes directly to the IBM PC video RAM, and will function properly only on the IBM and close compatibles. It is not a generic MS-DOS product. WordStar, by comparison, is more expensive when all the options are added to the cost, but is available on a broader range of personal computer systems.

At load time, DisplayWrite 2 can be initialized with a module that allo-



# We thought about calling it MacSimplex . . . after all it makes your IBM® PC behave like a Macintosh™ and much more . . .

and with over two years in the making, the Simplex Database Management System has features like 32-megabyte virtual memory and the most powerful networked/relational database in the microcomputer industry. Simplex was designed around how you think and the Macintosh way, so that you can use your favorite mouse to handle those mundane tasks like menu selection and data manipulation. And, if you don't have a mouse, you can use our keyboard mouse simulator, MouSim™.

Pop-up and pull-down menus, dialog and alert boxes are not just added features, they are the heart of the Simplex way. In addition, Simplex gives you both a software and a hardware floating point capability, each with 19-digit accuracy. It permits login, password, privilege, and can be used on a local area network. Simplex has full communications and a remote or local printer spooler. Above all, Simplex is modular and grows with you! Simplex also has a full-featured, English-like language which is simple to use.



---

You can't buy Simplex™, but it is now available as an integral part of  
*it's my Business™* and will be used by *it's my Word™*, *it's my Graphics™*, . . .

---

**Businessmen!** *it's my Business* will revolutionize the way that you handle your business. It saves time, money, and standardizes your system for all who use it. *it's my Business* comes with applications like accounting, interoffice or intraoffice mail, editing, invoicing, inventory management, mail list, calendar, scheduler, forms and more. You can modify each of these to create applications specifically designed for you... maybe we should have called it "it's your Business".

**Professionals!** *it's my Business* has over 200 pages of examples and demonstrations to show you how to solve your everyday professional problems. And if these examples aren't enough, we give you a complimentary one-year subscription to Questalk™, our hands-on Simplex applications magazine.

**System integrators** and consultants, beware! If you are not using *it's my Business* with Simplex to solve your problems, don't be surprised when more novice programmers solve that complex math, industrial engineering, or business problem faster. We think that you can cut your concept-to-development time by an order of magnitude!

*it's my Business* (includes *it's my Editor*) - \$695.00  
*it's my Business* Demo Disk - \$20.00  
*it's my Editor* - \$100.00.

Quest Research software is available through your local computer store or through mail order from Quest Software Corporation at (205) 539-8086. 303 Williams Avenue, Huntsville, AL 35801.

Value added resellers and dealers please contact Quest Research, Incorporated at (800) 558-8088. 303 Williams Avenue, Huntsville, AL. 35801.

**Quest**™

Quest Research Inc.

IBM is a registered trademark of International Business Machines. Macintosh is a trademark of Apple Corporation. *it's my Business*, *it's my Word*, *it's my Graphics*, *it's my Editor*, *it's my Home*, *it's my Voice*, *it's my Ear*, *it's my Statistics*, Simplex, MouSim, Questalk, and the Quest logo are trademarks of Quest Research, Incorporated.

CIRCLE 21 ON READER SERVICE CARD



# MS-DOS Window

Continued from page 22

ates a larger buffer than normal for typeahead, making it difficult to overrun the typeahead. In WordStar, an overrun can sometimes occur.

In DisplayWrite 2, there is a document attribute file associated with each document to be edited, allowing the user to specify different format attributes for each document. In WordStar, the document description is global.

A very nice feature of DisplayWrite 2 is its handling of widows and orphans. It will automatically carry over a single line of text onto the next page, or include the last line of a paragraph from the following page, making for better document presentation.

Both DisplayWrite 2 and Wordstar have the ability to print a document in the background while editing another document.

Visually, in DisplayWrite 2, what you see is what you get. In Wordstar, you can specify text to be 'bold print,' and a set of associated codes will be appended to the text. In DisplayWrite 2, you get to actually see the text in 'bold.' (There is no 'bold' option on the regular DisplayWriter.)

Specifying a block of text is also much easier in DisplayWrite 2. There is also soft centering of text—you specify the center of a line, and then begin entering the data. The text automatically centers itself as keyboard entry is made.

The number of options on DisplayWrite 2 is large. For instance, there are math, as well as columnar, functions. Anyone familiar with the DisplayWriter will feel right at home with DisplayWrite 2.

## MultiMate

MultiMate looks like the popular Wang WP software, for an IBM PC. It preceded IBM's introduction of The Professional Editor. Many of the advantages of DisplayWrite 2 noted above also apply to MultiMate.

One major reason MultiMate has penetrated the marketplace so rapidly is the ease and quickness with which purchasers have learned to use it productively. A very nice screen feature in MultiMate is the display of the shift key and numeric lock key status. This appears in the lower right-hand corner of the screen, with an arrow pointed up to indicate shifted and down to indicated unshifted, positions.

Where DisplayWrite 2 is currently

limited to the IBM 5218 proportional printer, MultiMate provides drivers for almost every popular letter quality printer. It is a two-diskette system requiring a minimum of 192K of memory. The dictionary is too large to fit onto the MultiMate system disk, necessitating the second diskette. MultiMate is page oriented, whereas Wordstar is virtual text oriented. Many secretaries would select MultiMate over Wordstar because of this page orientation, coupled with its ease of use.

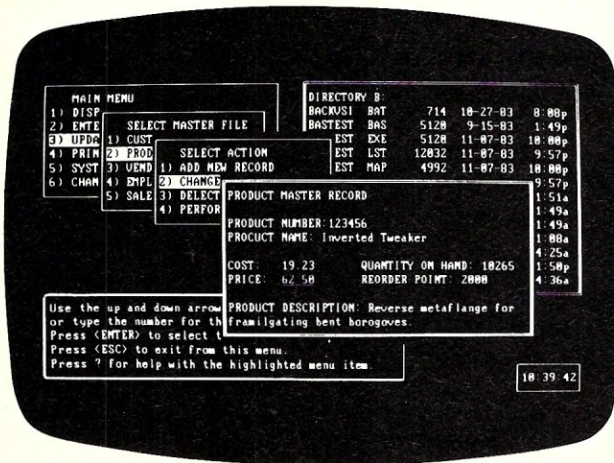
The system is very responsive. The screen displays are rapid, and the HELP file is thorough. The inclusion of a spelling checker and file merge within MultiMate makes it a good product for the office systems user.

## Digital Equipment WPS Plus

At the time of this writing, WPS Plus had been announced, but not released. I will be receiving a beta copy for testing from Digital Equipment in the near future, and plan to comment on it then. If it's like the WP on the VAX All-In-One, it will be a very attractive WP package for the Rainbow.

Hank Kee, 42-24 Colden St., Flushing, NY 11355

# WE DO WINDOWS.



Don't just put your applications in windows—put windows in your applications with VSI—the window manager.

VSI is a high-speed screen management tool. You can create up to 255 simultaneously active overlapping windows—large or small—for any application program. Read to or write from any window and display them with borders and user declared priorities. VSI is callable from any compiled language and supports all color and monochrome video attributes.

## Cut Development Time

VSI's powerful primitives simplify your screen management chores with a complete library of functions. And you can preview and edit your screen layout before you actually program it.

But that's only the beginning.

## Free Demo Disk

Our free hands-on demo disk will have you doing windows, too. Return the coupon with \$4.50 for postage and handling.

MasterCard or Visa accepted with phone orders only.

VSI is used with IBM PC, XT and compatibles as well as TI Professional, and Wang PC.

I develop software for 8086/8088 based machines and I want to do windows, too. I'm enclosing \$4.50 for postage and handling. Please send me your free demo disk. My business card is attached. (Offer expires December 31, 1984)

Computer: \_\_\_\_\_  
 Name: \_\_\_\_\_  
 Company: \_\_\_\_\_  
 Address: \_\_\_\_\_  
 City: \_\_\_\_\_ State: \_\_\_\_\_ Zip: \_\_\_\_\_



**AMBER SYSTEMS, INC.**  
 1171 S. Sunnyvale-Saratoga Road  
 San Jose CA 95129  
 (408) 996-1883

Copyright 1984 Amber Systems, Inc.

CIRCLE 7 ON READER SERVICE CARD



**UNPARALLELED  
PERFORMANCE  
and PORTABILITY  
in an ISAM PACKAGE  
at an UNBEATABLE  
PRICE**



**c-tree™**  
BY FAIRCOM

2606 Johnson Drive  
Columbia MO 65203

The company that introduced micros to B-Trees in 1979 and created ACCESS MANAGER™ for Digital Research, now redefines the market for high performance, B-Tree based file handlers. With c-tree™ you get:

- complete C source code written to K & R standards of portability
- high level, multi-key ISAM routines and low level B-Tree functions
- routines that work with single-user and network systems
- no royalties on application programs

**\$395 COMPLETE**

Specify format:  
8" CP/M® 5 1/4" PC-DOS 8" RT-11


for VISA, MC or COD orders, call toll free  
1-800-232-3344

Access Manager and CP/M are trademarks of Digital Research, Inc.  
c-tree is a trademark of FairCom.

© 1984 FairCom

CIRCLE 62 ON READER SERVICE CARD

**GANGPRO-8™ \$995**



**HIGH  
THROUGHPUT  
GANG PROGRAMMING**  
4, 8, 12, 24, EPROMS at a time

**UV ERASERS**

**QUV-T8™**



**PRICES  
FROM:  
\$49.95**

**ERASE 30 EPROMS  
AT A TIME!**

**RS-232**

**STAND-ALONE,  
INTELLIGENT, EASY TO USE**

Program & Verify **ALL** 5V 25 & 27  
series EPROMS & **ALL** Micros:  
8748/49/41/42/51/55 • 68701, 68705, 38E70

**PROMPRO-8™**



- \* 128 K RAM  
Buffer (64 K, STD)
- \* EPROM Simulation
- \* Terminal/Computer Mode
- \* Download/Upload Hex Files

**PROMPRO-7™ \$489**

- \* 32K RAM  
Buffer

**FIFTH GENERATION  
EPROM PROGRAMMERS  
FROM  
LOGICAL DEVICES, INC.**

**1-800-EE1-PROM**

**Florida 305-974-0967**

Each generation dropped the price by \$1000  
PROMPRO-8 Equivalent Price 5 Years ago: \$5689

**PRICE TODAY: \$689!!**

**14 DAY MONEY BACK  
GUARANTEE**

**PAL  
PROGRAMMERS™**

**PALPRO-1™ \$ 599  
PALPRO-2™ \$1195**

CIRCLE 191 ON READER SERVICE CARD



# ELECTRONIC SURGE WITH THAT JEWELERS

Curtis electronic surge protectors cost less and offer a lifetime performance warranty while protecting your valuable computer hardware and software from dangerous, potentially damaging powerline overvoltage transients – “surges, spikes, and glitches” – that can cause instant failure or drastically reduce system life. With our specially designed EMI-RFI filters, your system is protected from troublesome office equipment, general hash created by small motors, fluorescent lamps, and the like.



## DIAMOND SP-1

Switched; adapts duplex outlet; six outlets.  
 • 15 Amps, 125 Volts, 1875 Watts • Operating Temperature: -40°C to +85°C • Peak Pulse Power Dissipation @ 25°C, 585,000W for 100 Sec. • Maximum Clamping Voltage @ Test Current 50A (8/20 sec.) 340V  
 Occurs Line to Line (normal mode) and Line to Ground (common mode) • Clamping Response Time: 1 Nanosecond (1 x 10<sup>-9</sup> sec.) • Dielectric Test: 3000VAC 60 Sec. • Forward Surge Rating @ 25°C, 1440 Amps for 1/120 Sec.


\$49.95



## RUBY SPF-2

Switched; EMI - RFI filters; plugs into duplex outlet; 6 ft. power cord with built in circuit breaker/switch; six outlets. • 15 Amps Total, 125 Volts, 1875 Watts • Operating Temperature: -40°C to +85°C • Peak Pulse Power Dissipation @ Test Current 50A (8/20 sec.) 340V Clamping Occurs Line to Line (normal mode) and Line to Ground (common mode) • Clamping Response Time: 1 Nanosecond (1 x 10<sup>-9</sup> sec.) • Dielectric Test: 3000VAC 60 Sec. • Forward Surge Rating @ 25°C, 1440 Amps for 1/120 Sec. • Mode Noise Protection: Normal and Common Mode • Noise Rejection Frequency: 150 KHZ - 30MHZ • Attenuation: 5DB - 58DB

\$89.95



UL/CSA pending

Curtis Manufacturing Co. Inc.  
 305 Union Street  
 Peterborough, N.H. 03458



# PROTECTORS TOUCH

Each of these precious jewels, will easily blend with the colors of any modern office or home surroundings. For safe, trouble-free performance, give your computer that jewelers touch.

# CURTIS

Available at all ComputerLands, Sears Business Systems Centers, Entre Computer Centers, Businessland, Inacom, Micro Age, Eczel, or your local microcomputer dealer. Over 1000 locations nationally! In Canada: Micro-Computer Products, P.O. Box 235, Ajax, ONT, Canada L1S 3C3, (416) 427-6612.

For the Curtis dealer nearest you call (603) 924-7803

CIRCLE 28 ON READER SERVICE CARD



## EMERALD SP-2

Switched; plugs into duplex outlet; 6 ft. power cord with built in circuit breaker!

- 15 Amps, 125 Volts, 1875 Watts • Operating Temperature: -40°C to +85°C • Peak Pulse Power Dissipation @ 25°C, 585,000W for 100 Sec. • Maximum Clamping Voltage @ Test Current 50A (8/20 sec.) 340V Clamping Occurs Line to Line (normal mode) and Line to Ground (common mode)
- Clamping Response Time: 1 Nanosecond (1 x 10<sup>-9</sup> sec.) • Dielectric Test: 3000VAC 60 Sec. • Forward Surge Rating @ 25°C, 1440 Amps for 1/120 Sec.

**\$59.95**



## SAPPHIRE SPF-1

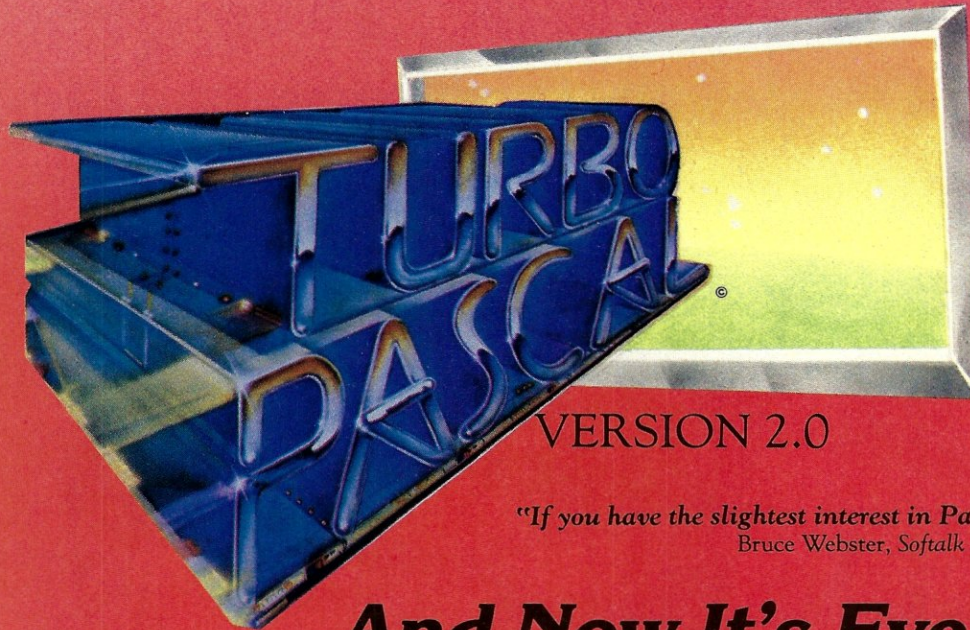
Switched; EMI-RFI filtered; adapts duplex outlet; three outlets. • 15 Amps Total, 125 Volts, 1875 Watts • Operating Temperature: -40°C to +85°C • Peak Pulse Power Dissipation @ 25°C, 585,000W @ Test Current 50A (8/20 Sec.) 340V Clamping Occurs Line to Line (normal mode) and Line to Ground (common mode) • Clamping Response Time: 1 Nanosecond (1 x 10<sup>-9</sup> sec.) • Dielectric Test: 3000VAC 60 Sec. • Forward Surge Rating @ 25°C, 1440 Amps for 1/120 Sec. • Mode Noise Protection: Normal and Common Mode • Noise Rejection Frequency: 150 KHZ - 30MHZ • Attenuation: 5DB - 58DB

**\$79.95**





# This is THE PASCAL COMPILER You've Been Hearing About



"It's almost certainly better than IBM's Pascal for the PC... Recommended."

**Jerry Pournelle**  
Byte, May 1984

## \$49.95

"If you don't have CP/M [for your Apple], Turbo Pascal is reason enough to buy it."

**Cary Hara**  
Softalk Apple, May 1984

VERSION 2.0

"If you have the slightest interest in Pascal... buy it."  
Bruce Webster, Softalk IBM, March, 1984

## And Now It's Even Better Than You've Heard!

- Windowing (IBM PC, XT, jr. or true compatibles)
- Color, Sound and Graphics Support (IBM PC, XT, jr. or true compatibles)
- Optional 8087 Support (*available at an additional charge*)
- Automatic Overlays
- A Full-Screen Editor that's even better than ever
- Full Heap Management—via dispose procedure
- Full Support of Operating System Facilities
- No license fees. You can sell the programs you write with Turbo Pascal without extra cost.

**Yes.** We still include Microcalc... the sample spreadsheet written with Turbo Pascal. You can study the source code to learn how a spreadsheet is written... it's right on the disk.\* And, if you're running Turbo Pascal with the 8087 option, you'll never have seen a spreadsheet calculate this fast before!

\*Except Commodore 64 CP/M.

### Order Your Copy of TURBO PASCAL® VERSION 2.0 Today

For VISA and MasterCard orders call toll free:  
In California:

1-800-255-8008  
1-800-742-1133

(lines open 24 hrs, 7 days a week)

Dealer & Distributor Inquiries Welcome 408-438-8400

**Choose One** (please add \$5.00 for shipping and handling for U.S. orders. Shipped UPS)

- \_\_\_\_\_ Turbo Pascal 2.0 \$49.95 + \$5.00
- \_\_\_\_\_ Turbo Pascal with 8087 support \$89.95 + \$5.00
- \_\_\_\_\_ Update (1.0 to 2.0) Must be accompanied by the original master \$29.95 + \$5.00
- \_\_\_\_\_ Update (1.0 to 8087) Must be accompanied by the original master \$69.95 + \$5.00

Check \_\_\_\_\_ Money Order \_\_\_\_\_  
VISA \_\_\_\_\_ MasterCard \_\_\_\_\_  
Card #: \_\_\_\_\_  
Exp. date: \_\_\_\_\_

My system is: 8 bit \_\_\_\_\_ 16 bit \_\_\_\_\_  
Operating System: CP/M 80 \_\_\_\_\_  
CP/M 86 \_\_\_\_\_ MS DOS \_\_\_\_\_ PC DOS \_\_\_\_\_

Computer: \_\_\_\_\_  
Disk Format: \_\_\_\_\_

*Please be sure model number & format are correct.*

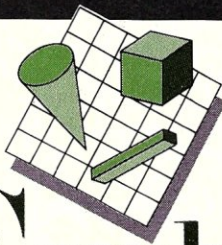


Borland International  
4113 Scotts Valley Drive  
Scotts Valley, California 95066  
TELEX: 172373 E9

**Name:** \_\_\_\_\_  
**Address:** \_\_\_\_\_  
**City/State/Zip:** \_\_\_\_\_  
**Telephone:** \_\_\_\_\_

California residents add 6% sales tax. Outside U.S.A. add \$15.00 (if outside of U.S.A. payment must be by bank draft payable in the U.S. and in U.S. dollars.) Sorry, no C.O.D. or Purchase Orders.





# The Graphics Palette

## GKS— The Graphical Kernel System

by Dave McCune

Imagine, for a moment, that the American National Standards Institute were to adopt one computer language—Pascal, say—as a programming standard. ANSI could recommend that all programming henceforth be done in Pascal and declare all other languages non-standard.

Ridiculous, of course. ANSI does set language standards, to be sure, but the purpose is not to declare one language better than another. Instead, ANSI standardizes the features and capabilities of each of many different languages. ANSI has defined a standard Fortran, for example, as well as a standard Pascal.

No language is ideal for every application, and we should be grateful for the multiplicity of programming languages. The coexistence of Fortran, Pascal, Basic and C is a boon to both programmer efficiency and creativity.

In the graphics world, however, shrill voices often demand that one or another of several very different graphics encoding techniques be recognized as *the* standard.

In the past two months, *Microsystems* has published descriptions of two graphics schemes (NAPLPS in July and ANSI X3.64 in August, 1984). Both schemes have been standardized by ANSI. But the two standards sprang from, and serve, different needs. NAPLPS serves videotex, while X3.64 is useful to manufacturers and programmers of primarily alphanumeric CRTs and typesetting terminals. Both are useful; the one no more excludes the other than Basic excludes C.

Another useful graphics encoding scheme evolved in Europe in the late 1970s and may now be the world's most widely used set of graphics functions. The Graphical Kernel System (GKS) provides a portable graphics interface between high-level languages and a variety of graphics input and output devices. It is now under review by ANSI, which may soon define a standardized version of GKS.

(The ANSI GKS spec is called X3.124-198x, and you can get it by sending a \$35.00 check and self-addressed mailing label to X3 Secretariat/CBEMA, 311 First Street, N.W., Suite 500, Washington, DC 20001. The spec is a bit dense and poorly illustrated, but it is a good reference source and also contains some helpful sample Fortran GKS programs in an appendix.)

Unfortunately, GKS is sometimes

best known in the U.S. as a “competitor” to CORE, another graphics scheme advanced by the Association for Computing Machinery in the late 1970s. CORE will be the subject of a future column. Rather than contribute to the rhetoric cast between the GKS/CORE camps, we will simply examine these and other graphics schemes in order to highlight their strengths and weaknesses. The reader is free to enter or ignore the fray.

### Basic GKS concepts

GKS provides an interface between applications programs and graphics terminals which is conceptually similar to the READ and WRITE statements of Fortran. The READ statement, for example, is a language-specific implementation of an abstract, general computer function, i.e., getting input data from an external device. We could easily create a long list of such abstract functions used daily by programmers: get data (from disk, keyboard, joystick, etc.); output data to terminal; create and organize disk file (sequential, random, etc.), and so on. As an interesting intellectual exercise, we could even codify these abstract functions into a general data I/O kernel system. If we were to actually build this system on a computer, we would have built an operating system. Our next task would be to create language-specific *bindings* of the general functions, i.e., to translate the general *get input data* concept into, say, the Fortran READ. Assuming our general data I/O kernel system were implemented on a variety of computers, and also assuming language bindings existed for these machines, then we could write portable I/O code that could run on any of the machines.

Such a general data I/O kernel system exists more in practice than in theory. For graphics output, though, the theory has preceded the reality. GKS is a set of abstract graphics functions, such as *draw lines to connect a series of points* or *draw a marker at each of a set of points*. The abstract functions must be implemented on particular computers along with drivers to control specific graphics I/O devices. In this regard, an implementation of GKS is rather like an extension of a computer's operating system (see Figure 1). Before the GKS ‘extended operating system’ can be useful, of course, its functions must be callable in a uniform manner from one or more high-level languages. Subroutine and function calls must be defined for each language. Currently, a GKS language binding exists only for Fortran.

### Output primitives

GKS sends graphic output in the



# Palette

Continued from page 29

form of *output primitives* and *primitive attributes* to an abstract graphic terminal called a *workstation*. Input may also be read from the workstation (see Figure 2). We shall see that the workstation concept is the pillar that supports GKS portability.

The programmer interacts with GKS by means of subroutine calls. The precise execution of a subroutine is affected by parameters passed to it and by global modal variables (used like COMMON areas in Fortran).

POLYLINE, for example, is one of the six GKS output primitives. It is called like any subroutine, with three arguments:

```
POLYLINE (NUM--POINTS, X--COORDS,  
          Y--COORDS)
```

The last two arguments contain arrays of coordinate data. GKS will draw lines connecting the points X--COORDS(1), Y--COORDS(1) to X--COORDS(2), Y--COORDS(2) and so on to X--COORDS(NUM--POINTS), Y--COORDS(NUM--POINTS). The resulting line could represent anything from a simple graph to an outline of a human face.

But the polyline call only specifies coordinates; it has nothing to do with the thickness of the line, its texture (solid, dotted, dashed, etc.) or its color.

(Note also that this primitive—like all other GKS geometric primitives—only handles two-dimensional coordi-

nates. GKS has no built-in three-dimensional support. For now, your only option is to write an applications layer over GKS to handle 3D drawing. Rumor has it that a 3D GKS extension is being built. In the meantime, programmers who demand 3D support may want to look at other graphics options, such as CORE, which include 3D.)

## Attributes

GKS provides two basic ways of specifying primitive attributes: bundled and unbundled. The concept of bundled attributes is key to understanding how GKS offers a high degree of independence between applications programs and physical terminals.

Continuing with our POLYLINE example, GKS offers three attributes: LINETYPE, LINEWIDTH SCALE FACTOR, and POLYLINE COLOR INDEX. (See Table 1 for a list of all six GKS output primitives and selected attributes.) The exact effect of various settings of these attributes varies with particular terminals, of course. Some plotters can draw lines with only one thickness, for example, and some monitors can produce only two colors (black and white).

From the applications programmer's perspective, though, GKS does its I/O to abstract workstations. At some point before doing any I/O, the programmer opens and activates one or more workstations. (Another GKS strong point is its ability to perform I/O on multiple workstations simultaneously. A graph might be drawn on a monitor and plotter at the same time, for ex-

ample.) Associated with each workstation is a bundle table for each output primitive. The programmer can use the function

```
SET POLYLINE REPRESENTATION(WS,  
                             PL--IND, LT, LWS, PLCI)
```

to set values for linetype, linewidth scale

## Associated with each GKS workstation is a color table.

factor, and polyline color index. This set of attribute definitions is then assigned a polyline index number (PL--IND) and associated with a particular workstation (WS).

At one installation, for example, polyline index 3 for workstation 1 (a monochrome monitor, say) might define a boldface, solid, white line, while the same polyline index 3 might define a thick, solid, black line on workstation 2 (a plotter). From then on, a programmer could set the polyline index to 3 and draw the same polyline to workstations 1 and 2. The lines would be quite different on each device, but the effect (an emphasized line) would be the same.

The precise values passed to SET POLYLINE REPRESENTATION are very much site-dependent, varying with the particular hardware available at each installation. The local system manager will have to take considerable care to define a range of attribute bundles that work well on the local devices. These definitions will be executed by a group of SET xxx REPRESENTATION calls (where xxx may be POLYLINE, POLYMARKER, and so on). These function calls may be provided in a local system library and linked into a portable applications program.

Attributes do not have to be bundled. It is possible to set each attribute individually, e.g., with the SET LINETYPE or SET LINEWIDTH SCALE FACTOR functions. Once one of these individual attributes is set, all further primitives will be drawn on all workstations with the new attribute setting. The disadvantage here is that it is up to the programmer to know what effect a particular attribute setting will have on each specific hardware device.

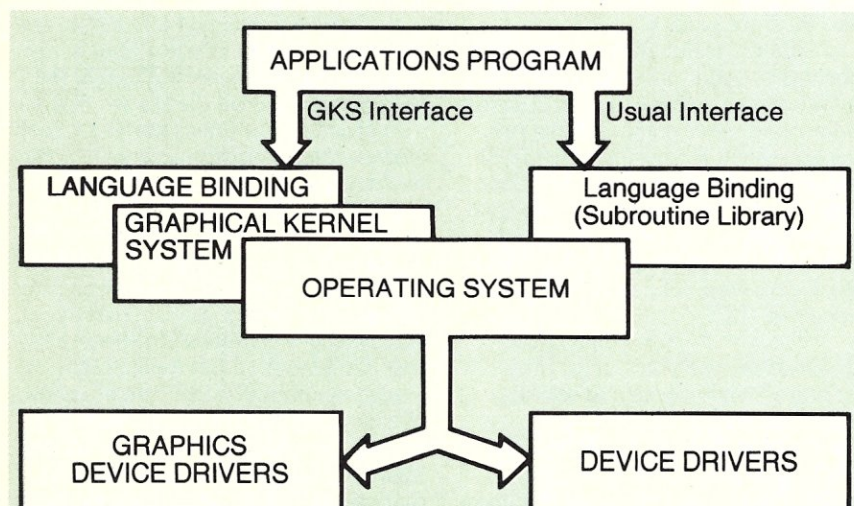


Figure 1. GKS is a layer between an operating system and an application. An application program communicates with GKS via a language-specific set of function calls (a language binding). To the application program, GKS looks like an extension of the operating system.



The applications program is less portable when unbundled attributes are used.

## Color

Color is an important attribute, of course. GKS does not specify color in absolute terms. Instead, colors are specified as an index which points into a table of color definitions. In other words, associated with each GKS workstation is a color table with entries 0 to n. Each entry in the table contains a color definition made up of three real numbers: intensities of red, green and blue. As an example, the polyline color index might be a bundled attribute set to 5. Thus, on one workstation color index 5 could point to magenta (a mixture of red and blue), while on another less capable workstation the same index 5 might be defined as pure red or pure blue. The number of entries allowed in each workstation table and the precision with which red, green and blue may be mixed is highly hardware dependent, of course. Some workstations may only have two predefined color table entries—0 and 1, for black background and white foreground. And others may provide very high color resolution. The definition of the actual values in each color table entry may be done by the applications programmer or, as described above for other bundled attributes, by the local system manager.

## Coordinates and transformations

Coordinate data is a difficult problem for hardware independence in any graphics encoding scheme. One video driver might offer a resolution of 1024 x 1024 pixels, for example, while another provides only 512 x 512. The applications programmer plotting a graph, on

**GKS takes great pains to provide hardware independence.**

the other hand, might measure axes on a scale of 0 to 100. While on the one hand we want to be able scale the graphics to fit in various areas of the display, we do not want to deal with the logical or physical units of resolution on each device.

One of GKS's most elegant but confusing features is its method of insu-

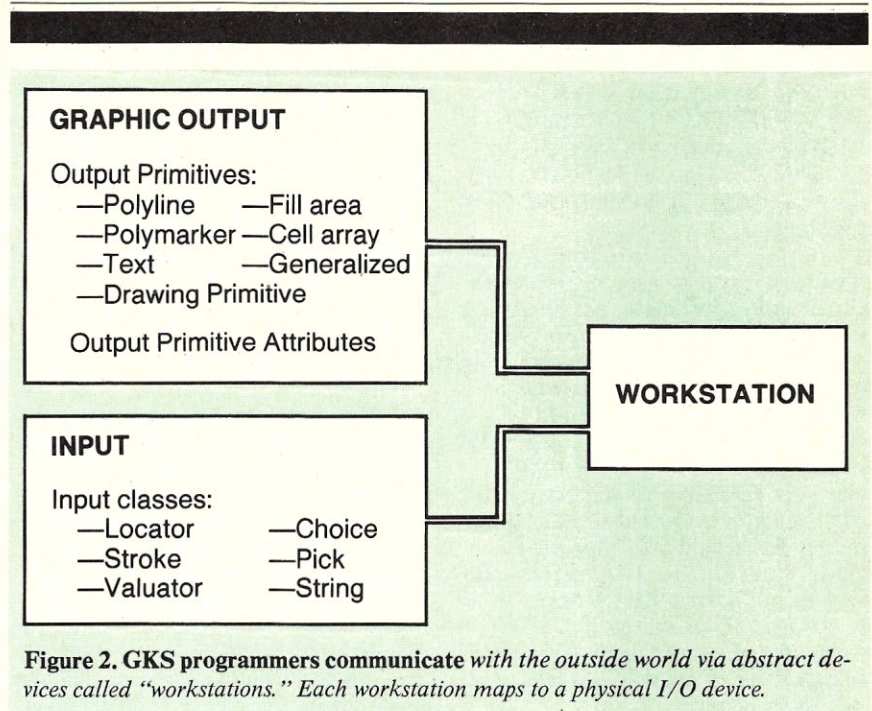


Figure 2. GKS programmers communicate with the outside world via abstract devices called "workstations." Each workstation maps to a physical I/O device.

lating the programmer from the physical dimensions of the display devices. GKS performs the translation from the programmer's coordinates to the physical device coordinates in four layers (see Figure 3).

Internally, GKS always passes coordinate data in terms of a two-dimensional Cartesian coordinate system. A particular application, however, may require the user to manipulate graphics on, say, a logarithmic scale. In that case, it is up to the applications programmer to translate the logarithmic scale into *world coordinates*, a Cartesian scale in which each axis is divided into an arbitrary number of equal units. In some cases, of course, the coordinate data manipulated by the user will already be mapped to a Cartesian system, in which case this first-level translation is only implicit.

Once the data is stored in world coordinates, it must be mapped onto the display screen. Here GKS shines. Suppose we are drawing a graph on a plotter. We might prompt the user for input from a raster display screen. Our graph appears on the monitor, and the user moves a cursor around the screen to enter coordinates. Once all coordinates have been entered, we send the output to the plotter. Now, while we display the graph on the monitor, the origin of the x- and y-axes might be at the lower left corner of the screen, and the graph might cover the entire screen display. But when we send the graph to the plotter, we might want to draw it in the upper right quarter of the paper, or we might even want to rescale it and draw it

across the top half of the paper. This is quite easy to do in GKS.

We store the input data in world coordinates, say on a scale from 0 to 100 on the x-axis and 0 to 500 on the y-axis. When we write our output primitives to workstations, though, we specify coordinate data in terms of an abstract, virtual display area which measures 1 virtual unit on each axis. A point half way across and at the bottom of our virtual display would be at virtual coordinates 0.5,0.0. And a point in the middle of the display would be at coordinates 0.5,0.5. This virtual coordinate system is called *normalized device coordinates* (NDC).

The transformation of our data from world coordinates to normalized device coordinates is a two-step process. First, we define an area, or window, of the world-coordinate display which we want to output. The function

```
SET WINDOW( ID, X--WINMIN,
            X--WINMAX, Y--WINMIN,
            Y--WINMAX )
```

does this. The minimum and maximum X and Y coordinates outline an area of the world-coordinate display. In our example, X--WINMIN and Y--WINMIN might both be 0, while X--WINMAX could be 100 and Y--WINMAX could be 500. This would select the entire graph area for output.

The next step is to define an area of the NDC display, a viewport, onto which this window will be mapped. We use this function:

```
SET VIEWPORT( ID, X--VIEWMIN,
              X--VIEWMAX, Y--VIEWMIN,
              Y--VIEWMAX )
```



# Palette

Continued from page 31

Here we might set X--VIEWMIN and Y--VIEWMIN to 0.5, and X--VIEWMAX and Y--VIEWMAX to 1.0. This would place the viewport in the upper right quarter of the NDC virtual display.

It is quite possible to define a window such that only part of a primitive can fit within the boundaries. We might, for example, draw a polyline in world coordinates that extends from 50 to 500 on the x axis. But our window might only stretch from 100 to 400. In this case, the ranges from 50 to 100 and 400 to 500 would fall outside the NDC viewport. GKS offers two choices. If a *clipping indicator* is set to 'clip,' then all output that would fall outside the viewport is removed. If 'noclip' is specified, then GKS will tell the device to try to draw the full primitive if it will fit within the physical display area, even though some of the graphics falls outside the viewport.

A pair of SET WINDOW and SET VIEWPORT calls defines a *normaliza-*

*tion transformation*. Note that by varying the window and viewport coordinate limits, we change the relative scales of the x- and y-axes. We can use this, for example, to stretch a graph along either axis. Each pair of SET WINDOW and SET VIEWPORT calls is given a unique ID number. Then, just before we output a graphic primitive to a workstation, we can select one of several transformations with

```
SELECT NORMALIZATION
      TRANSFORMATION ( ID )
```

Consider for a moment the fact that GKS allows us to perform I/O to multiple workstations. We can also store the coordinate arrays for multiple graphics at one time. If we then maintain a number of normalization transformations and select different ones as we output each piece of our graphic, we can assemble and compose a complex graphic "on the fly."

We should also note that GKS provides a large number of 'inquiry' functions which allow the programmer to ask a workstation to report, for exam-

ple, various attribute values. Thus, a program could find out the red, green and blue intensities which make up a particular color slot on any workstation. It would be possible, then, to save attribute values temporarily and reset them after a subroutine had executed and drawn a graphic. This capability is the envy of NAPLPS programmers, who have no way of saving attribute states.

## Segments

Sophisticated GKS graphics are built from repeated calls of primitive functions. A drawing as simple as a child's boxlike house may require several polylines, fill areas, text strings and so on. It is not necessary, however, for the GKS programmer to repeat all these calls in order to redraw the house. Instead, all the output necessary to draw the house can be stored as one unit, called a 'segment.'

A segment begins with an OPEN SEGMENT(ID) call. From then on, all graphic output will be stored in the segment named ID until the next CLOSE SEGMENT call. Segments are normally associated with whichever workstations are active when the segment is created. In other words, segments are stored in the data areas set aside for each active workstation. (GKS also provides a way to store segments independent of any workstation, so that any workstation can access them.)

The extraordinary power of segments derives from the way GKS allows the programmer to modify them. Entire segments—including all their primitives—may be moved, rotated and even scaled along both axes.

## Input

GKS receives input from a user in three modes: In *request* mode, the program pauses with an outstanding read request until the user enters data. In *sample* mode, the application checks the input status of a logical input device and then continues executing. In *event* mode, finally, GKS maintains a queue of event reports, i.e., reports of asynchronous input from logical devices. The application checks the event queue and acts on reports as needed.

The logical devices which operate in these three modes provide data of six types:

**Locator** data consists of one set of world coordinates. It is used to supply a coordinate location to the application, e.g., the location of a cursor.

**Stroke** provides a series of world coordinates. It might be used, for example, to input from a lightpen or tablet a series of points which define a polyline.

**Valuator** input consists of a single

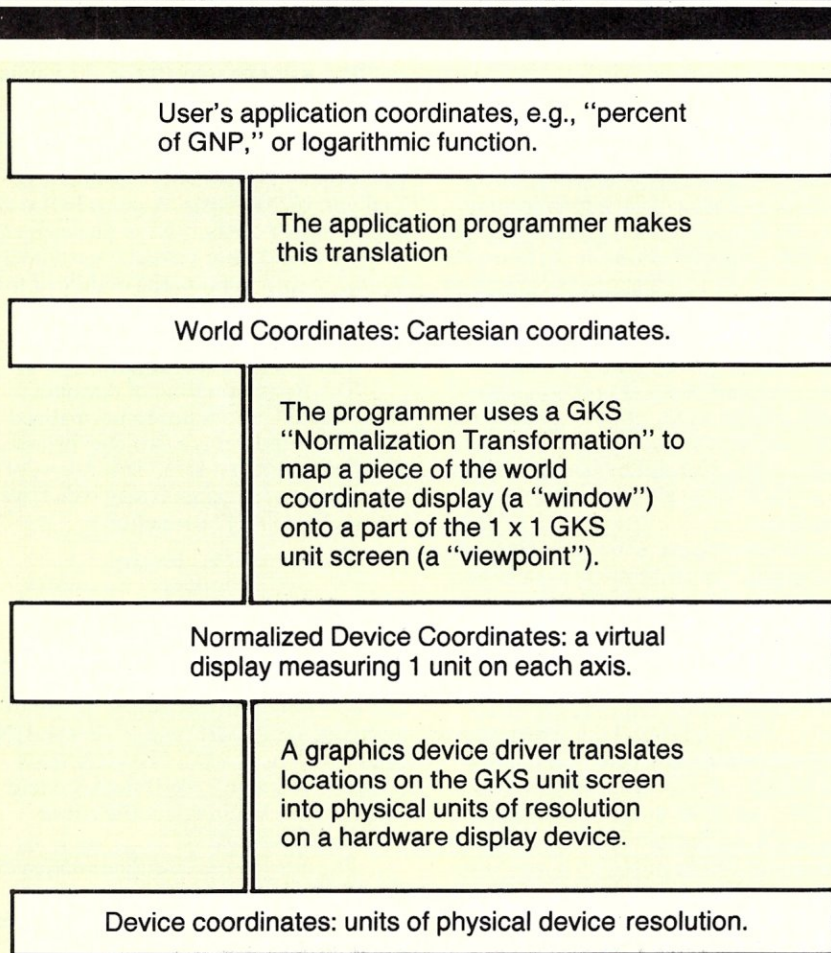


Figure 3. The transformation of coordinate data from the user's points of reference to the display device's physical coordinates is a four-step process in GKS.



**Table 1. The six GKS output primitives and selected attributes.**

Primitive Attribute	Function
<b>Polyline</b>	Draws lines connecting 2 or more sets of coordinates
Linetype	Specifies solid, dotted, dashed, etc.
Linewidth scale factor	A real number specifies a multiple of the standard line thickness for the particular device.
Polyline color index	An index into the color table for the specific device
<b>Polymarker</b>	Put a marker at each of 1 or more sets of coordinates
Marker type	Specifies dot, plus sign, asterisk, etc.
Marker size scale factor	A multiple of the standard marker size for the particular device
Polymarker color index	An index into the color table for the specific device
<b>Text</b>	Output strings of text
Text font and precision	Selects a font and determines how precisely it will be treated on output, i.e., by the string, individual character or individual stroke
Character expansion factor	The ratio of character width to height
Character spacing	Blank space, measured in a multiple of the character height, to be inserted between characters
Text color index	An index into the color table for the specific device
Character height	Vertical size of characters
Character up vector	Determines the angle at which the characters will be written
Text path	The writing direction of the string, i.e., left, right, up, down
Text alignment	How the text is oriented on both the X and Y axes with respect to its starting point.
<b>Fill Area</b>	An area defined by sets of X and Y coordinates is filled
Fill area interior style	May be hollow, solid, pattern or hatch. Pattern and hatch may be user-defined
Fill area color index	An index into the color table for the specific device
<b>Cell Array</b>	An array of cells (e.g., logical pixels), each of which may be set to a different color
<b>Generalized Drawing Primitive</b>	A way to command some output device to draw non-GKS shapes. A sample GDP might be "circle," followed by device-specific data. This is similar to the GKS ESCAPE function, which allows the programmer to send non-GKS code to devices.

# DeSmet

# C

## The fastest 8088 C Compiler available

### FULL DEVELOPMENT PACKAGE

- C Compiler
- Assembler
- Linker and Librarian
- Full-Screen Editor
- Newsletter for bugs/updates

### SYMBOLIC DEBUGGER

- Monitor and change variables by name using C expressions
- Multi-Screen support for debugging PC graphics and interactive systems
- Optionally display C source during execution
- Breakpoint by Function and Line #

### COMPLETE IMPLEMENTATION

- Both 1.0 and 2.0 DOS support
- Everything in K&R (incl. STDIO)
- Intel assembler mnemonics
- Both 8087 and Software Floating Point

### OUTSTANDING PERFORMANCE

Sieve Benchmark  
 COMPILE 4 Sec. RAM —  
 22 Sec. FDISK  
 LINK 6 Sec. RAM —  
 34 Sec. FDISK  
 RUN 12 Sec.  
 SIZE 8192 bytes

**DeSmet C  
Development Package \$159**

To Order Specify:

Machine \_\_\_\_\_

OS  MS-DOS  CP/M-86

Disk  8"  5¼ SS  5¼ DS

**CWARE**  
CORPORATION

P.O. BOX 710097

San Jose, CA 95171-0097

(408) 736-6905

California residents add sales tax. Shipping: U.S. no charge, Canada add \$5, elsewhere add \$15. Checks must be on a US Bank and in US Dollars.

CIRCLE 37 ON READER SERVICE CARD



# Palette

Continued from page 32

numeric value. It might be used to input a point on a graph or a scaling factor for redrawing a graphic.

**Choice** returns an integer which represents a selection from a list of choices. This might be used to select from a menu.

**Pick** input allows the user to select one object from a segment. Take as an example a complex drawing of a house. The entire house could be one segment. But if the user wished to modify, say, just one window, it would be necessary to select just the polyline which made

up that window. Each object in a segment has a unique *pick identifier*, which can be returned to the application.

**String** input returns a character string, such as a filename.

## Metafiles

The I/O devices we have dealt with so far have been traditional graphics devices, i.e., plotters, monitors, printers and so on. GKS also includes hooks for graphics I/O to disk files. The principle is that graphics data is formatted in some more or less compact and standardized manner and stored in so-called *metafiles*. These graphics metafiles can then be transported from one GKS sys-

tem to another, for example, over phone lines.


Unfortunately, GKS now provides only relatively high-level I/O functions for metafiles. No standardized format for data storage in metafiles has been accepted. Just as it is up to an individual GKS implementor to write a hardware-specific driver for each supported graphics device, so it is left to the implementor to define a data storage format and adapt the high-level I/O functions.

## Summary

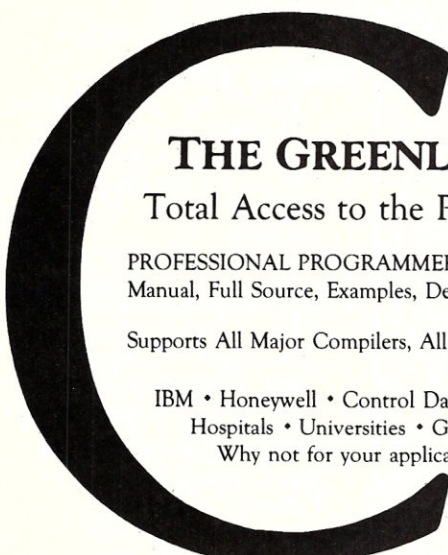
The GKS spec states three design goals. First, GKS should include all the capabilities necessary to perform everything from simple passive graphics output to highly interactive applications. It is obvious from this statement and from the 185 functions provided by GKS that the standard is complex and that this column has only been able to highlight some of GKS's major features. With some exceptions—the lack of 3D support is most notable—GKS seems to live up to this first goal.

Second, GKS aims to address a wide range of graphics devices in a uniform way. Certainly, GKS takes great pains to provide hardware independence. The concept of world and normalized device coordinates is an example. This quite abstract way of dealing with coordinate data may at first seem confusing and appear to be a high price to pay. And GKS puts a heavy burden on implementors, who must write the individual drivers for physical devices. But, if graphics are ever to be as widespread and easy to transport as ASCII data, the price will have to be paid.

Finally, the GKS designers hope to provide the capabilities needed by a majority of applications without making GKS too large. This is an intriguing concept: it implies that implementors should determine their target applications and be free to implement only a necessary subset of GKS. In fact, GKS explicitly describes such subsets in terms of varying levels of implementation. Needless to say, the thought of different implementations of GKS provide different levels of functionality is worrisome. Some of the benefit of graphics portability will disappear if GKS applications will run only under those GKS implementations that provide an equal or higher level of functionality.

Despite the potential problems, GKS is a powerful, comprehensive graphics tool. Next month we'll try one micro-based GKS implementation. 

David McCune, Proteus Group, Inc.,  
195 Garfield Pl., Brooklyn, NY 11215.  
CompuServe user no. 71046,1647.



**THE MOST EXTENSIVE  
LIBRARIES ANYWHERE**  
for the IBM PC, XT

**THE GREENLEAF FUNCTIONS**  
Total Access to the PC

PROFESSIONAL PROGRAMMER'S TOOLS, With Comprehensive Manual, Full Source, Examples, Demos, & Newsletter.

Supports All Major Compilers, All Memory Models, DOS 1.1, 2.0, 2.1

IBM • Honeywell • Control Data • GE • Lotus . . .  
Hospitals • Universities • Government • Aerospace . . .  
Why not for your application?

Save Months of Painstaking Research

---

**GENERAL LIBRARY** – What You Would Write If You Had The Time  
• 200 functions • DOS 2.0 • Video • String • Printer • Async • Color • Time & Date  
• Function Keys • Diagnostic • More

#L2 for Lattice or Microsoft, or #C2 for CI C86 . . . . . \$175<sup>00</sup>  
#D1 for DeSmet C . . . . . \$ 99<sup>00</sup>

---


**ASYNC COMM LIBRARY** – Interrupt Driven Communications Capability  
• Polled Mode • Interrupt Mode • Ring Buffered • Modem Control • CRC  
• XMODEM Protocol Pieces • More

#L3 for Lattice or Microsoft, of #C2 for CI C86 . . . . . \$160<sup>00</sup>  
#D3 for DeSmet C . . . . . \$ 85<sup>00</sup>

---

#CC1 Computer Innovations C86 Compiler V2.1 . . . . . \$349<sup>00</sup>  
#CC2 Lattice C Compiler V2.1 . . . . . \$395<sup>00</sup>

---



**(214) 446-8641**

- Order Direct or Ask Your Dealer
- MasterCard or VISA Accepted

- Add \$7.00 Shipping Per Item
- Specify Compiler and Our Part Number

**GREENLEAF SOFTWARE, INC.**  
2101 HICKORY DRIVE • CARROLLTON, TEXAS 75006

CIRCLE 27 ON READER SERVICE CARD







— PRESENTING —  
The first compiler for dBASE II®

**dB**  
COMPILER™

WordTech Systems is proud to announce the first compiler for dBASE II®. And we are introducing it with a special offer.

— INDEPENDENCE —

Now you can write compiled, efficient programs that will execute independently of dBASE II, and without RunTime®.

— NO LICENSE FEES —

You only buy dB Compiler™ once. You may compile as many applications as you wish, FOREVER, with no additional fees.

— SPEED —

Application programs are compiled into low level code and only include program functions that are absolutely necessary.

— SECURITY —

Compilation is far better than encryption for protecting your programming insights and procedures.

— PORTABILITY —

Using dB Compiler's cross-linkers you can use one development system to generate code for various target environments.

Suggested retail price: \$750; additional target modules: \$350  
Special Offer: Compiler and an additional target module: \$750  
Offer expires 7/15/84. Corp/multi-user licenses available.

**dB**COMPILER™

WORDTECH SYSTEMS P.O. Box 1747, Orinda, CA 94563 (415) 254-0900

CIRCLE 36 ON READER SERVICE CARD

dBASE II, RunTime® Ashton-Tate








# XyWrite for Programmers and Writers

## The *elegance* of XyWrite ...



by Dave McCune

**L**ike so-so singers trying to substitute sequins for skill, many next-generation microcomputer word processors substitute technological razzmatazz—windows, bit-mapped graphics, mice—for substance. Such software spangles are interesting only if they make a word processor faster and easier to use, not just snazzier and simpler to sell.

Thought, not technology, is the most important ingredient in good word-processing software. XyWrite II Plus proves the point. Without recourse to any faddish I/O pizzazz, XyWrite (pronounced *zi-write*) is the best word processor for the IBM PC I have seen. With ease and elegance, it handles all my varied writing needs: programs, letters, memos and proposals, and long book chapters. Its extraordinary repertoire of features is organized logically. It is incredibly flexible. At \$295 (or \$195 without mailing list and keyboard redefinition functions) it is better than any of the more expensive competition I have seen. I'll kill for my XyWrite.

XyWrite is not perfect. But its shortcomings are minimal compared to

its achievements. Its worst weakness is its documentation, which is sometimes confusing, sketchy, and peppered with typos. (The XyWrite manual is a demonstration of the oft-overlooked fact that good word processors do not necessarily produce good writing.)

Installation is simple and takes no more than five minutes. All you do is copy several files onto your working system disk and type EDITOR. XyWrite is yours.

Learning XyWrite is a bit like puberty—tough to get through but worth the effort. The attractive manual comes with a slightly chatty tutorial which will teach you the basics in an hour or so. You should read the tutorial, at least, if for no other reason than to get familiar with the terminology used in the rest of the manual. Follow this with a few hours of simple memo or letter writing, and you'll be ready for XyWrite's more sophisticated features.

XyWrite is modelled on what is arguably the fastest word processing system ever built—the Atex text processing and composition system widely used by newspapers, magazines and other publishers. The Atex system runs on DEC 11/34s and caters to the needs of deadline-hounded news people. It makes extensive use of programmable function keys. And the video display is created from host-based video RAM, so



it can be updated in a flash.

XyWrite's authors are former Atex employees who took with them an intimate familiarity with writers' needs. They also understood that in the era of micro-based, decentralized data processing, many Atex customers would snap up Atex-emulating PC software for remote bureaus and on-the-road writers. In fact, I first heard of XyWrite from friends at one of the newweeklies. They use Atex in-house and now plan to use XyWrite for correspondents. XyWrite files are compatible with the Atex composition software, so copy written on a remote PC can be telecommunicated directly into the main Atex system for further editing and composition.


XyWrite is driven by commands and function keys, rather than menus. The IBM PC function keys are used extensively, some in non-shifted, shifted, control and alternate modes. The keypad keys control cursor movement. The key assignments are logical. The left-arrow key, for example, moves the cursor one character left, while the alt-left-arrow combination moves it left one word and the ctrl-left-arrow key jumps to the end of the line. Similarly, the del key deletes the character at the cursor position, while the alt-del combination deletes the current word and ctrl-del deletes from the cursor to the end of the line.

For larger entities of text, such as lines, sentences or paragraphs, the function keys can be used to define "blocks," which can be copied, moved, deleted and even associated with arbitrary keys for later easy recall. Unlike some word processors, the act of defining a XyWrite block is straightforward. The F1 key starts a block at the current cursor location. As the cursor is moved, text is highlighted. Another stroke of F1 ends the block. A single keystroke can delete, move or copy the block. And for clumsy or suicidal users, the alt-F3 key restores the last-deleted text, be it a single word or line or several paragraphs. (Are you listening, MicroPro?) Unfortunately, this restore feature is not of the garbage stack variety. The restore buffer only contains the last-deleted item, so if you delete two lines in rapid succession, the first-deleted line is gone. The PMATE text processor, by comparison, retains deleted items in a LIFO stack. Due perhaps to my heavy-handed typing, I prefer the PMATE approach.

Like its Atex cousin, XyWrite uses high-speed direct video-RAM I/O, so screen displays change nearly as fast as the eye can see.

XyWrite is generally a "what-you-see-is-what-you-get" program, so the display screen closely resembles the fi-

nal printed output. Boldface and underlining appear as such on the video display. Sub- and superscripts, however, show up in reverse bold on the CRT, though they work fine on printers.



**Like a skilled magician, Xywrite handles all my varied writing needs with ease and elegance.**

Formatting commands such as margin settings and page breaks are entered on the command line. They take immediate effect in the text. The locations of these commands are marked in the text by small bright triangles. By pressing Ctrl-F10, the triangles can be expanded in the text to show their full content.

Some formatting functions—full right/left justification and multiple line spacing—do not show up on the screen.

The Shift-F10 combination removes the triangles and previews the copy in a form almost identical to the final printer output. (On long files this preview formatting process takes several seconds, during which XyWrite appears dead.) Wide line spacing shows up here, though text will still not appear justified on both the right and left sides.

Both left and right margins may be set and reset at will throughout the text. XyWrite automatically reformats all text following any format command. You can thus switch between various formats within a single file; the format commands act like "ruler" lines on some other word processors. As the user enters or deletes text in a paragraph, the paragraph is immediately and automatically reformatted.

XyWrite files are stored as 7-bit ASCII. The only real carriage returns/line feeds are those entered by the user to end paragraphs. When written to disk, a XyWrite paragraph is one long line of text. Formatting commands are embedded in the text and are enclosed in the only non-7-bit codes used by XyWrite. Each formatting command begins with AEh (an ASCII '.' with the high bit set) and ends with AFh ('/' with the high bit set). XyWrite formats the ASCII paragraphs into proper screen displays as the user scrolls through the text of a file. Because the formatting commands are straightforward ASCII—LM 5 sets the left margin to 5, for example—bracketed by AEh and AFh, programmers should have no trouble writing applications which produce or massage valid XyWrite files.

In order to use XyWrite as a program editor, the user simply refrains from entering any formatting commands. The margins can be set up to 255 columns wide, and each line should end with an explicit carriage return.

XyWrite handles both short and long files, though very long files that cannot fit in memory are swapped back and forth from disk to memory as the user scrolls through the file. To avoid this inconvenience, you can break your files into more manageable chunks of 50K or so.

Once you learn the basics, you are ready to have your socks knocked off by XyWrite's sexier capabilities. Here is a sampling:

**Split screen.** You can split the screen into variable-sized windows either horizontally or vertically. You can open one file in each of the two windows and scroll through either. Text can be copied or moved from one window to the other. As I am writing this article, for example, I have notes on the bottom half of the screen while I write on the top half.



# SPEED UP PROGRAMMING With...



- PACK 1: Building Blocks I**    Object \$99  
250 Functions: DOS,    Source \$149  
Printer, Video, Asynch
- PACK 2: Database**    Object \$149  
100 Functions: B-Trees,    Source \$Call  
Variable Records
- PACK 3: Communications**    Object \$149  
135 Functions: Smart-    Source \$Call  
modem™, Xon/Xoff,    \$Call  
Modem-7, X-Modem
- PACK 4: Building Blocks II**    Object \$129  
100 Functions: Dates,    Source \$Call  
Text Windows,    \$Call  
Data Compression
- PACK 5: Mathematics I**    Object \$99  
35 Functions: Log, Trig,    Source \$Call  
Square Root
- PACK 6: Utilities I**    Object \$99  
35 Functions: Archive, DIR    Source \$Call  
Manipulation

**NOTE:** Above Packs for Lattice™ Compiler on IBM PC/XT™

To Follow: Graphics, Advanced Math, Other Compilers and Hardware

Prices above for single user, multi user license available

Credit cards accepted (\$7.00 handling/Mass. add 5%)



165 Bedford Street  
Burlington, Mass. 01803  
(617) 273-4711

CIRCLE 2 ON READER SERVICE CARD

## XyWrite II-Plus

Continued from page 39

While two windows are great, I wish XyWrite would allow for more than two simultaneous text buffers. When using PMATE, for example, I sometimes hold several pieces of text (such as subroutines for a program or boilerplate for a letter) in simultaneous buffers.

**Table-driven printer support.** XyWrite supports a wide variety of dot-matrix and daisy-wheel printers. Special "printer output tables" are supplied with the program to control codes for the escape codes sent to effect underlining, boldface and so on. These files are easy to customize. Another table, called a "printer substitution table," allows you to substitute any arbitrary string of characters for any single character in a file during output to a printer. Thus, a zero with a backslash might be created on a printer by substituting the string `30h 08h 2Fh` (0, backspace, slash) for a simple zero.

If your printer is not supported by XyWrite and you can't figure out how to set up your own printer table, XyQuest will create one for you if you send them a copy of your printer's manual.

**Table-driven keyboard definitions.** The definition of every keyboard key—including non-shifted, shifted, control, caps-lock, caps-lock and shift, and alternate functions is determined by a keyboard table. Each key may be redefined. You might, for example, switch the locations of the IBM '^' and 'shift' keys, in order to fix an annoying quirk in the layout of the IBM PC keyboard. I have redefined the caps-lock and shift functions of all alphabets so that a shifted letter while caps-lock is on produces upper case. I have also created a German/Swedish keyboard, which includes characters peculiar to those languages. You are free to redefine the function keys and keypad keys as well.

**Save/gets.** In keeping with one of the most valuable features of the Atex system, XyWrite allows the user to assign any arbitrary string of text or commands to a single key. Examples range from defining a key to insert the current date at the cursor location to having one key call a file from disk and enter a string of formatting commands at predefined locations throughout the file. These strings of text and commands may be saved to disk files and later retrieved and attached to keys (hence the name save/get).

**Macros.** Any string of valid XyWrite commands can be stored to disk, recalled and executed or attached to a keyboard key. XyWrite provides a

poorly documented but very powerful "Extended Programming Language," which includes logical operators, conditionals, branching and looping, and assignment and storage of variables. This "language" is not as powerful as PMATE's macro facility (it doesn't allow bit-masking, for example) but it can be used to add many convenient functions to XyWrite. I wrote a simple macro, for example, which determines the number of characters between the beginning of a file and the cursor location and then divides this number by 6.0 (the average length of a word in my articles) to arrive at an approximate word count. I have attached this program to the alt-key, so this simple command displays a current word-count. Another sample program is called STARTUP.INT. This macro file executes whenever XyWrite is started and can be used to define default formatting parameters and load default printer and keyboard tables.

---

**With XyWrite you  
can split your  
screen into  
variable-sized  
windows.**

---

Since XyQuest makes a point of not offering customer support for the Extended Programming Language, a newly-formed XyWrite users group may be a valuable source of ideas and help.

**Modifiable help files.** XyWrite provides brief on-line help in the form of four screens of command summaries. These screens are simply editable text files, so you can modify them to reflect new keyboard definitions or save/gets and macros you create. The only problem is that the help files provided with XyWrite are jammed with information, so you would be hard-pressed to add anything without deleting valuable help text. Unfortunately, XyWrite only allows four help screens.

**DOS access.** You can run DOS programs from inside XyWrite by means of a `DO xxx` command, where 'xxx' is an external program. You can even temporarily leave XyWrite by entering the `DOS` command. This leaves XyWrite intact in memory and runs



COMMAND.COM a second time. From then on you are free to use DOS any way you choose, such as to run a spreadsheet or a telecommunications program to retrieve a file. You can even run XyWrite again, effectively nesting it inside itself! You return to XyWrite by typing EXIT on the DOS command line. When you return, XyWrite has preserved your context, including any files left open when you entered DOS. One problem here is that XyWrite does not recognize DOS paths, so you must have COMMAND.COM in your default directory when you try to enter DOS. This is not as bad as it may seem since XyWrite allows you to switch DOS directories from inside the program. XyWrite seems to use DOS function 4B (Load and execute a program) for its DO command. So you can pass parameters and a pathname to your DOS program, but you can't execute a batch file this way. For that you must first enter DOS with the DOS command.

**Math package.** No need to reach for your pocket calculator for simple computations. You can perform addition, subtraction, multiplication and division on real numbers. You can enter the numbers either on the command line or in your text.

**Form handling.** You can create forms for data entry which permit the user to enter data only in specific parts of the screen. In combination with the Extended Programming Language, you could probably build a simple order-entry system, complete with field validation.

**List merging.** You can merge a list of information—e.g., addresses of customers—into specific fields of a form letter. You can identify the fields with names or numbers. When XyWrite prints a merged letter, it reformats lines to take into account the fact that the "name" field, say, may be long in one letter and short in another.

**Footnotes.** Numbered footnotes may be entered and edited. They can be output at the bottom of each page or at the end of a chapter or file.

**Index and table of contents support.** As you type, you can mark words for insertion into an index and enter phrases for building a table of contents. In the case of an index, XyWrite will extract the entries and print them in alphabetical order along with a page number. Entries for a table of contents are extracted and printed in numerical order by page number.

This list is just a sampling of XyWrite's capabilities. It has many other features which endear it to me, such as multiline headers and footers, widow and orphan control (conditional page

breaks), status displays for page, line and column number (added to the current release at the request of users), direct jumps to specific page-line locations, column definition and moves, and on and on.

I have been hard-pressed to come up with serious deficiencies in XyWrite. Those I have found are rather picky. It would be nice, for example, if XyWrite provided a status display of current formatting and printing parameters, such as page-length settings and line spacing.

Basically, though, I like this program very much. It is the only full-function word processor on the market today that I think is really worth its price.

It is refreshing to discover that even a software niche as overpopulated as word processing has room for creative programming.

*Price:* \$295 (XyWrite II-Plus); \$195 (XyWrite II). *Requires:* IBM PC or compatible, 128K RAM, 80-column monochrome or graphics display, one disk drive.

For more information about XyWrite II-Plus, contact XyQuest, P.O. Box 372, Bedford, MA 01730; (617) 275-4439.

**CIRCLE 282 ON READER SERVICE CARD**

Dave McCune, The Proteus Group, 195 Garfield Pl., Brooklyn, NY 11215

## CP/M-80 C Programmers . . .

# Save time

. . . with the BDS C Compiler. Compile, link and execute *faster* than you ever thought possible!

If you're a C language programmer whose patience is wearing thin, who wants to spend your valuable time *programming* instead of twiddling your thumbs waiting for slow compilers, who just wants to work *fast*, then it's

time you programmed with the BDS C Compiler.

BDS C is designed for CP/M-80 and provides users with quick, clean software development with emphasis on systems programming.

### BDS C features include:

- Ultra-fast compilation, linkage and execution that produce directly executable 8080/280 CP/M command files.
- A comprehensive debugger that traces program execution and interactively displays both local and external variables by name and proper type.
- Dynamic overlays that allow for run-time segmentation of programs too large to fit into memory.
- A 120-function library written in both C and assembly language with full source code.
- Plus . . .
  - A thorough, easy-to-read, 181-page user's manual complete with tutorials, hints, error messages and an easy-to-use index — it's the perfect manual for the beginner and the seasoned professional.
- An attractive selection of sample programs, including MODEM-compatible telecommunications, CP/M system utilities, games and more.
- A nationwide BDS C User's Group (\$10 membership fee — application included with package) that offers a newsletter, BDS C updates and access to public domain C utilities.

Reviewers everywhere have praised BDS C for its elegant operation and optimal use of CP/M resources. Above all, BDS C has been hailed for its remarkable speed.

BYTE Magazine placed BDS C ahead of all other 8080/280 C compilers tested for fastest object-code execution with all available speed-up options in use. In addition, BDS C's speed of compilation was almost *twice* as

fast as its closet competitor (benchmark for this test was the Sieve of Eratosthenes).

"I recommend both the language and the implementation by BDS very highly."

Tim Pugh, Jr.  
in *InfoWorld*

"Performance: Excellent.  
Documentation: Excellent.  
Ease of Use: Excellent."

*InfoWorld*  
Software Report Card

"... a superior buy . . ."  
Van Court Hare  
in *Lifelines/The Software Magazine*

**Don't waste another minute on a slow language processor. Order your BDS C Compiler today!**

Complete Package (two 8" SSDD disks, 181-page manual): **\$150**  
Free shipping on prepaid orders inside USA.  
VISA/MC, COD's, rush orders accepted. Call for information on other disk formats.

BDS C is designed for use with CP/M-80 operating systems, version 2.2 or higher. It is not currently available for CP/M-86 or MS-DOS.

# BDS Software


BD Software, Inc.  
P.O. Box 2368  
Cambridge, MA 02238  
(617) 576-3828

**CIRCLE 202 ON READER SERVICE CARD**



# PMATE — The Programmer's Tool

**The power  
of PMATE...**



by Todd Katz

Once upon a time, before high-level languages made writing full-screen editors a teething exercise for junior programmers, there were only a few good screen editors. They lacked fancy screens, windows, pretty printing, online help menus, and good documentation. But they were small, nimble and portable in the noncompatible CP/M world.

Over the years some of these screen editors went the way of all silicon, while others became grown-up word processing programs. One well-known text editor, Mince, became the less well-known Final Word. Another, WordMaster, was a warm-up for WordStar.

A popular, if somewhat controversial, screen editor was—and is—PMATE, an acronym for Phoenix/Mike Aronson's Text Editor. Aronson is one of the more productive members of the East Coast microcomputer programmer community. Among his achievements are an early implementation of MS-DOS on the Godbout 8085/8088 S-100 system, and development of the first co-processor board for the IBM

PC, marketed under the name Baby Blue.

Although Aronson's editor remains largely unknown to the general computer community, it has something of a cult status among serious micro programmers and in a surprising number of high-tech system programming shops.

PMATE, as it has evolved in the 16-bit MS-DOS environment, is popular for several reasons: it is simple to operate; it is compact and extremely fast; it is highly adaptable to different systems and editing styles and tastes; it allows you to edit files larger than memory; it offers multiple text buffers so that several files may be worked with simultaneously; it provides complete and easy access to the tree-structured MS-DOS 2.0 directory system; and it includes a powerful structured macro language that gives the user the power to create new, fully-customized versions of the program.

So much for the pragmatic. To me, the *real* reason for PMATE's popularity—there are nearly 5,000 registered users—has to do with its potential. You may never need to use 90% of its power, but if your livelihood depends upon your ability to manipulate source code and text, you will instinctively want an editor that can perform as many acrobatics as possible. In this area,



PMATE—with more than 200 commands—has few rivals.

Granted, PMATE is not without its critics. The program is often faulted for its user interface, which can be exasperating; for its documentation, which lends new meaning to the term “terse”; and for its many commands and options, which, critics claim, can be more distracting than helpful.

### Getting started

In terms of its initial operation, PMATE does present a short but steep learning curve. Part of the problem is Aronson’s “nonstandard” control code arrangement. For example, in Micro-Pro’s WordStar, a program that is nearly impossible to avoid learning, the control-E moves the cursor toward the heavens. Aronson, quite rationally, decided it would make more sense if the hand that pressed the control key did not do double duty moving the cursor. So in PMATE cursor up is control-Y.

What happens if you, the unsuspecting novice and card-carrying member of the WS.COM alumni society, press PMATE’s control-E? Well... unless you’ve pressed control-T to tag the beginning of your block of text, your screen goes completely blank, without so much as a hint as to why—or, more importantly, how to get your program back (hint: try control-R to retrieve your text).

Another area of considerable confusion occurs when the newcomer attempts to exit PMATE without having to do a warm reboot. A graceful exit requires some knowledge of the three modes of PMATE—INSERT, OVERTYPE and COMMAND mode. The familiar INSERT and OVERTYPE work as you might expect. The COMMAND mode, however, generally operates from the program’s command area at the top two lines of the screen. It is here that the logged-in file, if any, is named, and where the current buffer, line, and column numbers are indicated.


In the case of saving files or exiting the program in favor of the operating system, there are several “X” commands that offer the user considerable flexibility in exchange for a few minutes spent learning the system.

The more important “X” or file-oriented commands are shown in Listing 1.

### Macros

Much advertising money is currently being expended on programs with “macro” capability—those which allow you to save strings of text under various function keys—or even to re-map your keyboard for the Dvorak or other arrangement.

However, PMATE’s combination of multiple buffers and command line strings are in many cases more useful, at least for the programmer. For example, the string ‘printf (“%d’ can be loaded



**You may never use 90% of its power, but you'll want an editor that performs the acrobatics PMATE does.**

into a spare buffer and inserted into your text whenever it is needed either by pressing the appropriate function key or executing a two-letter command string. Multiple commands issued from the command line can be strung together and are executed only when the Escape key is pressed twice.

Thus a command to (1) save text to a filename, (2) enter another editing buffer, (3) get the text you just saved, (4) go to the end of the file, and (5) append

another file could be as simple as

```
xotextname <Esc> b4e btg z  
xitext2<Esc> <Esc>
```

where **xo** saves the text to the file ‘textname’; **b4e** enters buffer 4; **btg** gets the contents of the ‘text’ buffer, the main editing buffer; **z** goes to the end of the buffer; **xitext2** inserts the contents of the file text2.

The single Escape call marks the end of a string such as a search string or, in this case, a filename. The double Escape executes the entire command string.

Command strings can also be placed in editing buffers and executed. For example, if the above list of commands were loaded into buffer 5, the command

```
.5(Esc) (Esc)
```

from any other buffer would execute the command.

Using two- or three-character buffer management commands, such as B3K, it is possible to empty a buffer, get its contents or copy, append, move or “append move” lines from your current buffer to another.

### Files larger than memory

PMATE also manages the issue of memory versus disk access quite nicely. In the latest versions of PMATE (3.37), the 24K PMATE.COM program resides in one 64K program segment, with approximately 60K of additional data segment memory reserved for text. Thus a text file of up to 60K can be held entirely in memory. This really speeds up editing large files, particularly on floppy-disk-based systems.

PMATE can also handle files up to 450K through efficient disk buffering, as WordStar does. There is also a special series of “manual” file control commands which allow you to read “pages” of text in and out from a large file, making it possible to manage files larger than memory in any buffer.

### 12 buffers

PMATE has 12 buffers and a dynamic garbage stack. Buffer 0 is a scratch buffer used for storing a block of text that is to be moved or deleted; buffers 1-9 are used to store various pieces of text, auxiliary files, macro instructions, help files, etc. Buffer T, the text buffer, is used for the main logged-in file (the only one that can easily exceed available memory). Buffer C is used for editing the current command line string.

The garbage stack can be set to hold up to 30,000 or so previously discarded characters, although the default



# PMATE

Continued from page 43

setting is 2,000. The contents of the stack are popped in reverse order. For example, if an entire screen was deleted, it will be restored at once. If it was deleted a line at a time, it will be restored a line at a time.

Using a combination of command strings and file management commands, very sophisticated text manipulation is possible. Drawing on a personal experience, the entire text (450K) for a book on Basic was placed in single file to make it easier to make consistent changes in style.

Such an undertaking, using a supposedly sophisticated WP program such as WordStar, would have taken an operator many hours—if not days—depending upon whether the changes could be made globally, or if certain conditions had to be present before a change could be made.

By using PMATE, it was possible to execute 50- to 100-line macro command files from one of the unused buffers overnight and return the next morning to review a successfully accomplished task. Commands such as

```
ua Appledos (Esc) Apple DOS (Esc)
```

told PMATE to return to the top of the file and make a change throughout.

In addition to standard search and change commands, PMATE has five types of wildcards that allow you to search for any character in a particular position, any character but a specified character, literal characters, such as some control codes normally used by PMATE, or any of several types of word-ending sequences.

This made it possible to adjust boldface, italicized and capitalization for various words and phrases and to automatically create a consistent format for chapter headings where there had formerly been none.

## Dynamic variables

The final portion of the task was to create about 25 20K files from the large file. This was done as part of the same command sequence using another of PMATE's features: dynamic variables.

PMATE gives the user up to 99 variables, each of which may be assigned any number less than 65,000. The variables can be automatically incremented or decremented and used in mathematical equations.

For example, the equation:

```
1235v24 @24/4\
```

sets variable 24 to 1,235. This variable is

then divided by 4, and the result (308) inserted directly into the text by order of the \ macro command.

Using a variable that was incremented at the appropriate time, it was possible to create sequentially numbered files by sending a specified number of lines to a buffer and saving its contents under a filename that included a number which was automatically incremented each time.

## Text command

In PMATE, there are several ways to accomplish nearly any task. First, there are the control codes. Although Aronson's editor has its own most favorite system, a companion configuration program called CONPMATE.COM will allow you to modify the program to your favorite key arrangement

**PMATE is more than able to cope with difficult editing and text crunching.**

in a matter of minutes. My preferred arrangement provides a close emulation to WordStar's control-code command set.

The other means of executing commands is from the command line. For example, 4L (Esc) (Esc) will move the cursor 4 lines forward in your text. These commands are useful for those who enjoy editing from a command line or who have a repetitious task that needs to be automated.

Additional text-oriented commands allow you to move n number of characters, words, or sections of type forward or backward, or to delete n characters or lines.

The command language is also very handy when it comes to managing DOS 2.0 pathname directories from within PMATE. Using the standard DOS backslash, you can view any directory in the DOS tree and/or read, write, save or delete a file on another directory and change the logged-in directory.

## Mathematical operators

PMATE can also do math from the command line, including quick conver-

sions from hex to decimal to binary to octal and back again. Although there are no provisions for decimal places or exponents, negative numbers are permitted and remainder values from division can be captured. In addition to add, subtract, multiply and divide, logical OR (|), logical AND (&), logical complement (~), less than (<), greater than (>), and equal (=) can be used with up to 15 levels of parentheses for complex equations.

## Operators

About 40 query operators are available to help program editors make more intelligent decisions about their text.

Commonly used operators include:

- @c the current character number
- @ffile -1 if @file exists
- @k ASCII value of key struck
- @m amount of working memory remaining
- @p absolute memory address to which cursor is pointing
- @t ASCII value of text pointed to by cursor Q operators.

Another group of operators—some undocumented—allow customization of PMATE "on the fly." These commands have proven to be particularly useful when using PMATE to create self-running demos illustrating prospective software products, and in creating menus for "turn-key" macros, such as one that can insert typesetting codes for a Compugraphic typesetting system when the user selects options for bold type, italic type and headline style.

Useful Q operators include:

- nQD pause for n seconds
- 0QK do not create .BAK file
- QR redraw screen
- nQT send ASCII n to printer
- Q# exchange tag and cursor
- nQ ~ P set peek and poke to either data or code segment

A third set of operators allows you to: push and pop from a number stack; check for a particular key from the keyboard; insert a string into the text; set auto-indent to the current column; automatically increase or decrease auto indent by four columns; repeat the next keystroke 4 or a multiple of 4 (16, 64, 256...); also set or delete a tab stop, eliminate all tab stops, set tabs every n columns or replace tabs with spaces or replace spaces with tabs.

## Structured language

Interesting textual commands, such as those mentioned above, are hardly rare in text editors. What makes them unique in PMATE is the ability to



# Two word processors

At least two word-processing programs have been built around PMATE—PS, Murray Sargent's Technical Word Processor, and Bob Brown's Xergo.

## PS Technical Word Processor

PS, as the name implies, makes use of the proportional spacing capabilities of the Diablo daisywheel printers. This is no small achievement. Most of the WP programs on the market all but ignore the more powerful features of Diablo-compatible printers. Although there are text formatters that do use those capabilities, one must have large supplies of both patience and paper to go through a series of essentially blind trials until the desired results are obtained. PS is, as far as I know, the first word processor which attempts "What you see is what you get" in terms of truly fancy proportionally spaced printing on a letter-quality printer.

Nor is it just an attempt. PS is a reliable, polished and speedy program with a refined user interface. In providing what its author calls "Screen Preview," PS users can instantly gauge line/page breaks and tabular text, make adjustments, and continue with the previewing.

PS has an interesting history. Sargent, a perfectionist who leads a double life as a laser physicist at the University of Arizona, is the coauthor of *The IBM Personal Computer From the Inside Out* (Addison-Wesley). He first implemented PS on a Z80 system four years ago. Then, as the years went by and 16-bit computers came into their own, Sargent fell in love with the Victor 9000 and modified his program so that the user could preview text in graphics mode as well as in preview mode.

This led to the development of BITMAP.EXE, a graphics screen driver that displays text essentially as it will appear on the printer—complete with fonts, boldface, underline, subscript and superscript. A companion program, SCROLLER.EXE drives the daisywheel.

Unlike PMATE, PS is completely menu driven. Text can be centered, left or right justified, and page margins can be redefined at any point to an accuracy of  $\frac{1}{120}$  of an inch for the Diablos.

The program offers a variety of unique aids for the editor, including automatic insertion of the day's date, word counting, user-programmable keys, Greek and symbol characters available through the PC's Alt keys, automatic hyphenation, etc.

A special version of the program allows editors to create and preview academic papers complete with complex scientific equations using an extended character set—which Sargent has programmed for the Victor and for the IBM PC using the Hercules Graphics Card with a specially programmed EPROM.

If you really want to give PS a workout and you have nothing to do on a Saturday afternoon, you can even set

your text to print in the shape of a circle, an hourglass, a square or almost any other geometric configuration.

More practically, PS provides for as many as seven type fonts simultaneously. After one pass, PS backs up through the appropriate number of pages (using a bidirectional tractor feed) and prints the next font.

Naturally, PS provides for page headers and footers and automatic page numbering. Different headings and footings can appear on even/odd pages, if desired. And, again using the tractor feed, multiple columns can be typed, viewed and printed.

PS also takes care of automatic footnotes, collecting all the footnotes on a particular page and printing them at the bottom after automatically reserving the required space.

As if all this weren't enough, PS comes with a mail manager (including an envelope addresser), an index generator, a forms processor and keyboard configuration program—all written in PMATE macros. There is even a macro

for executing macros that reside on the disk rather than in PMATE's permanent macro area!

The source code for all the macros is available (neither PMATE nor PS allow

the encryption or compilation of macro programs) and can be altered to fit the user's taste and needs.

## Xergo word processor

Xergo, a creation of Landmark Software's Bob Brown, describes itself as "the new high-end wide-spectrum word processing environment for the IBM PC."

Brown, another perfectionist, has attempted to create the perfect word processor. In Xergo, control and Alt keys are given an ergonomic arrangement that calls for the left hand to control

vertical movement of the cursor, while the right hand controls horizontal movement. The more frequently used commands are controlled by the index and middle fingers on their usual home keys. Deletion commands—to the line end, word, character, or the entire line—are controlled independently by the left hand.

Alt commands provide such special features as:

- Alternating between wordwrap, 'super wordwrap', auto indent or none;
- Block move/copy/type/write/delete;
- Column move;
- External PMATE macro execution;
- Help;
- Insert a new file into the text;
- Jump to a particular page number;
- Shift text window to right or left (up to 250 columns are allowed);
- Set margin and tabs;
- View file directory;
- Set up and execute your own commands.

Although the arrangement of commands would take some getting used to, Xergo provides high quality documentation including one of the nicest quick reference cards I have seen.

$$\frac{\partial^2 P(\alpha, \beta)}{\partial \alpha^2} = a^3 q + b \left[ \frac{\frac{\beta^2}{y^3 + \beta^2} + \frac{\alpha^2}{x^3 + \alpha^2}}{\left[ \frac{n!}{2\pi r(2n)!} \right] \exp(r^3) \left[ -\frac{\partial}{\partial r} \right]^{2n} \delta(r)} \right]^{1/2}$$

**PS is a reliable, polished, and speedy program with a refined interface.**



# APC MEGABASIC

8086/8  
CP/M-86  
MP/M-86  
MS-DOS

MEGABASIC™ reduces program development time and memory requirements dramatically, executes up to 6 times faster than MBASIC interpreter, is highly portable among virtually all microcomputers, and is supported by outstanding documentation.

#### BENEFITS:

- Large Memory—Up to 1 Mb programs and data.
- Fast execution—as fast as many compilers.
- Easy program development—advanced TRACE and EDIT functions.
- Rounding errors eliminated—BCD arithmetic.
- Simple to use—No complicated field statements.
- Source code protection—“scramble” utility.

#### THE COMPLETE PACKAGE:

- Developmental version of MEGABASIC in precisions up to 14 digits
  - Run-time semi-compiler version.
  - Compaction utility reduces program size.
  - Cross-reference generator that lists all variables, arrays, subroutines, functions, etc.
  - Function library with fast sorts, yes/no prompt routines, matrix manipulation and many more routines ready to plug into your programs.
  - Configuration program.
- This complete package is available for \$400.

Dealer inquiries invited.  
VISA or MasterCard accepted.

**AMERICAN  
PLANNING  
CORPORATION**

4600 Duke St.  
Suite 423

Alexandria, VA 22304

**1-800-368-2248**

(In Virginia, 1-703-751-2574)

CIRCLE 4 ON READER SERVICE CARD

## PMATE

*Continued from page 44*

put them to work through PMATE's interpreted text management language.

Macro commands can include statements nested up to 15 levels, using any combination of if-then-else, while, do-until, break, continue, return, label and goto statements.

For example, the instruction:

```
[sSECTION(Esc) 2p t p 1 #b4d]
```

will move the first paragraph of each section of your document into buffer 4.

When the individual commands are analyzed, the statement appears as follows: **sSECTION** (Esc) searches through the file for the string; **'SECTION' 2p** moves to the beginning of the paragraph; **t** tags the position at the beginning of the paragraph; **p** moves to the end of the paragraph; **1** moves down one line; **#b4d** duplicates text from the tagged position to the current cursor position and appends it to buffer 4.

The brackets at the beginning and end of the command cause the program to continue execution until an error condition is encountered—in this case when the Search command can find no more instances of SECTION.

If a number—3 for example—had been placed outside the opening brace, the macro would have executed only three times. If a question mark had been placed within the statement, we could have traced through the steps one command at a time using our trusty space bar. If a minus had been placed before the 's' command, the search would have been back toward the beginning of the text.

Because PMATE assumes that everything after the semicolon is a comment, the one-line instruction and the nine-line explanations are both usable macros.

Of course, the ability to write complex macros isn't very interesting unless they can be put to use easily and often. Aronson therefore provides a 'permanent macro area' for storing macros you wish to use again and again. Nearly 200 of these permanent macros can be installed within your customized version of PMATE for execution from the command line or through a function key or an Alt key on the IBM PC.

Macros can be set up to execute other macros, making it possible for the true fanatic to assign various commonly used macro strings to their own macro. This technique has been used extensively by PS and XERGO, two word processors written primarily in PMATE macros (see sidebar).

PMATE's permanent macro area,

like its garbage stack, is adjustable up to about 30K on PMATE's MS-DOS version.

When it comes to displaying text, PMATE is extremely flexible. Screen width can be set from a few columns up to 250 and the adjustment is instantaneous following a command such as **132f**. The 'f' stands for format, and does double duty to toggle on or off the hard carriage return symbol.

In format mode, PMATE provides automatic word-wrapping facilities. An additional feature allows you to set independent margins, tab spacing arrangements, and automatic indent within your text as often as the material requires it.

For example, the command

```
^F110;r70;i30
```

will establish a left-hand margin of 10, right-hand margin of 70, and an automatic indent of 30 for any line that is indented to the 30th column.

Using this method, what you see is indeed what you get, although PMATE's printed page management facilities are not nearly as sophisticated.

A word should be said about the current state of PMATE development. The 8-bit version of the product has not kept up with versions released for the IBM PC and other MS-DOS machines. In addition, efforts are under way to convert PMATE to the C language, both for increased portability and in order to give the product windows. Another goal has been to allow PMATE to become a 'background task' for MS-DOS—so that it could always be resident—and to allow other programs to be executed from within PMATE. Such a move is critical for the future of PMATE as a product, since many programs coming to market in the next 18 months will offer these and other advanced features including, undoubtedly, advanced macro facilities.

But, to end on a more positive note, the current version of PMATE has, in many hours of use, proven to be a reliable software tool that is more than able to cope with difficult editing and text-crunching tasks. In addition, using PMATE's interpreted macro language has provided a nearly painless way to practice simplified structured programming.

In my opinion, the program would be a valuable asset wherever microcomputers are used to manipulate text—at the programmer's workbench, in the typeshop, and at the office word processing center. □

Todd Katz, 318 East 6th St., New York, NY 10003



# VEDIT PLUS

## An Easy to Use Word Processor with the Power of BASIC

VEDIT PLUS will change your concept of what a word processor can do. It's a significant extension of VEDIT, acclaimed for the past 4 years by reviewers as the industry standard text editor. VEDIT PLUS makes other word processors or even program compilers seem obsolete.

Any system looks good at first, but down the road you may outgrow it. Not with VEDIT PLUS. It's not only easy to learn, but it can do things that other word processors can't:

- Sort a mailing list
- Perform arithmetic computations
- Compare two files and show you the differences
- Automatically search files for particular data
- Format text in any special way.

Actually VEDIT PLUS can do virtually anything, since it has the power of a high level programming language. Things you previously had to write complex programs for in BASIC, PASCAL or C can be done much more easily with VEDIT PLUS.

Sound Complicated? It's not.

VEDIT PLUS has two modes of operation. One mode offers what reviewers call the most intuitive style of editing of any package available - Full cursor control, single key search and selective replace, horizontal scrolling, printing, cut & paste and much more. Plus special features for program development.

### V-PRINT - Print Formatter

For enhanced print formatting with VEDIT PLUS. Features automatic table of contents and index generation, underlining, overstrike, foreign character support, and more. V-PRINT is compatible with virtually all word processing systems; CP/M, CP/M-86, MS-DOS and CP/M-68K. \$120

### Z80 to 8086 Translator

A complete translator written in the VEDIT PLUS language. Translates 8080 or Z80 to ready-to-assemble 8086. It can show you areas for possible hand optimization. The supplied 'source-code' may be modified or used as a model for other translators. \$50

The second mode gives you extensive file handling capability. Merging sections of multiple files has never been so effortless. Any editing operation can be automated and run on multiple files - without intervention. On-line help is a keystroke away. Its programming language gives you:

- Numeric capability (including a built-in calculator)
- Pattern matching
- Variables and strings
- Testing and conditional branching
- User prompts and input

With VEDIT PLUS you will get capabilities that you will never outgrow - which even a non-programmer will find easy to use. As a serious professional who needs the best in word processing, expect a lot from VEDIT PLUS - it was developed specifically for you.

VEDIT PLUS runs on practically every computer, CRT terminal, and memory mapped display mode. (CP/M, CP/M-86, Concurrent CP/M-86, MS-DOS, etc.) To order, call (313) 996-1299 or ask for it from a reputable dealer.

VEDIT PLUS .....	\$225
VEDIT PLUS with V-PRINT .....	\$295
VEDIT PLUS with V-PRINT & V-SPELL .....	\$395

## CompuView

1955 Pauline Blvd., Ann Arbor, Michigan 48103 (313) 996-1299 Telex - 701821  
Orders: P.O. Box 1349, Ann Arbor, Michigan 48106







The formatter assumes, quite reasonably, that a paragraph is better preceded by a blank line or that it starts with an indented line. *Filling* consists of collecting words, possibly from several input lines, until there are as many words as can be fitted into one output line. Thus filled text is what is created by a secretary retyping a letter from a handwritten original. *Justifying* the text means that the spacing between the words is increased so that the last word is aligned flush with the right margin.

### Dot commands

Having formatted ENGLISH by default, we may want to change the appearance of the output to suit our needs more closely. We may embed dot commands into the input file to suit our individual tastes. This means of instructing formatters has a long history. It was in use in 1968 on the IBM 360 TSS system at Princeton University (I know this only because my thesis was created there!).

For example, if there is a section in the middle of the text that should be set off by having the left and right margins reduced to, say, columns 10 and 50, and if, furthermore, we want single spacing, all this can be accomplished with the dot commands:

```
.LS 1
.RM 50
.IN 10
[ text is here! ]
.LS
.RM
.IN
```

Note: the ".IN 10" means "indent to column 10."

The last three (trailing) commands have no numerical arguments. The formatter I have developed interprets these to mean "return to the original values." Each of these variables (right margin, left margin, line spacing, etc.) is treated as a "stack." Thus '.LS 1' causes the line-space stack to receive (push) a 1 (perhaps superseding a 2). The .LS command, with no numeric argument, causes the last value, 1, to be removed (popped), and restores the previously commanded value (perhaps a 2). Default values appear when the stack is empty or underflows.

By the use of this stack mechanism, we can insert a block or module that has its own style and yet can revert easily to the style previously existing before the block.

There are quite a few dot commands (50 at last count). We can add additional customized dot commands by the macro facility that I shall describe later.

Characteristically, many of these

commands are placed at the head of the text to create an "environment" and would be the same for many applications that require the same style, use the same output device and, perhaps, use the same kind of special characters and/or boilerplate.

To maximize flexibility, there are two ways to combine several input files.

## In physics, manuscripts require special symbols. How do we print these?

To be specific, let us suppose we have created a file, STYLE, which contains a common set of commands that specify line spacing, etc., that we expect to use with many different manuscripts, including our original example, ENGLISH, that contains just text. To format ENGLISH using STYLE on our listing device (printer), we can type:

```
A>ROFF4 STYLE ENGLISH)
```

Analogously, a book might be created from a set of files (each one, say, a chapter called CH.1, CH.2, CH.3, CH.4) using a file specifying a style appropriate for our book, BSTYLE:

```
A>ROFF4 BSTYLE CH.1 CH.2 CH.3
CH.4 )
```

Large projects should be broken into separate tasks because smaller files are usually easier to edit; the files could be on more than one disk drive if disk capacity were a problem. It is conceptually easier to add or rearrange chapters if they are clearly separate entities. One can rework and retype a particularly troublesome chapter without also having to print the material from satisfactory chapters.

A second way to combine files is with the dot command, .SO (source), which causes the formatter to stop taking input from the current input file and begin reading the file named by the .SO command: upon completion of reading in this new file, the formatter continues reading from the old file from the point where it left off. The operation is reminis-

cent of the GOSUB command in Basic. For example, a company might frequently place a lengthy disclaimer message somewhere in its reports. If the disclaimer is always the same (boilerplate) it could be a separate file, DISCLAIM.

An input file, say, REPORT, would read in the standard disclaimer at the appropriate place with the line:

```
.SO disclaimer.
```

For uniformity and convenience, all filenames are converted to upper case by the formatter.

### Special symbols

In physics, nearly every manuscript requires special symbols; for example,  $\phi$  and  $\theta$  are used often to represent angles. How can we print these?

One solution, which I have used but have found unsatisfactory, is to put them in by hand after the rest of the manuscript has been typed. The advantage of this method is that almost every word processing scheme works for text. The disadvantages are that it is time consuming to put in the symbols later by hand, error prone (since it is easy to overlook omissions!), and it does not look as professional.

The desirable solution, of course, is to print the symbols at the same time (and as automatically) as the rest of the text. The difficulties, which are certainly surmountable, arise in conveniently informing the formatter (in a readable way) which symbol we want and where we want it; and in getting the printer to create the necessary image.


How do we tell the formatter "which and where?" First, we must decide which special symbols are important to us; perhaps it is just a few Greek letters and a 'backwards 6',  $\partial$ . We have chosen the convention of using some character, the  $\sim$ , to signal our desire for a special symbol. Then we could designate, for example, that  $\sim a$  will be  $\alpha$ ,  $\sim b$  will be  $\beta$ ,  $\sim g$  will be  $\gamma$ , etc. (That backwards 6,  $\partial$ , could be  $\sim 6$ ). Let me emphasize that you can be the boss: if you want to use a flag character other than  $\sim$ , you could change it to  $+$ , for example (and suffer the consequences) by using the dot command .TC (translate character):

```
.TC +
```

What the formatter tells the hardware to do when you input a  $\sim a$  depends on what you chose and what is possible. Suppose you want it to be an alpha,  $\alpha$ . With a dot matrix printer you may be able to specify where each dot should be placed. With a NEC spinwriter whose thimbles can have up to 125 characters, you may be able to select just the right




# SMÖRGA




## 1 CPU 8/16

- Dual processors: 4MHz NSC800 (executes full Z80 instruction set) and 8MHz Intel 8088.
- Onboard floppy controller with 24-bit DMA. Runs up to four 5¼" or 8" floppies in any combination at the same time.
- 8K PROM monitor.
- 2 serial ports (software selectable up to 19.2K Baud.)
- Interrupt controller with 8 vectored interrupts.
- Real time clock interrupt.
- \$895 (Manual only: \$25)




## 2 256K STATIC RAM/TIME OF DAY

- Employs fully static CMOS memory chips.
- Accepts either 8-bit or 16-bit bus requests.
- Includes battery-backed-up time-of-day clock and calendar.
- IEEE-696/S-100 compatible.
- \$1850 (Manual only: \$25)



## 3 256K/512K/1MB/2MB DYNAMIC RAM

- Configurable as either dynamic RAM or as disk drive emulator.
- Accepts either 8-bit or 16-bit bus requests.
- Uses 256K chips for 1MB or 2MB configurations.
- 150ns. RAM chips.
- IEEE-696/S-100 compatible.
- Low as \$850 (Manual only: \$25)




## 4 SBC-300

- Single board computer able to perform as permanent bus master or slave processor.
- Z80\* CPU: 4 or 6MHz.
- 64K of dual-ported RAM with parity.
- 2 to 16K bytes of PROM.
- System memory addressing to 16MB.
- Serial, parallel and counter/timer I/O.
- SASI port.
- Dual programmable serial full-duplex channels.
- Supports CP/M\* Plus, MP/M\* and TURBODOS\*.
- IEEE-696/S-100 compatible.
- \$740 (Manual only: \$25)



## 5 VFW-III

- Offers simultaneous control of up to three 5¼" Winchester drives (up to 16 heads) and four 5¼" and 8" floppy drives.
- Floppy drives may be single- or double-sided, single- or double-density.
- Data transfers under DMA or programmed I/O control.
- Phase lock loop data separator.
- 20-bit single and 4-bit double burst detection span on 256 byte sectors.
- IEEE-696/S-100 compatible.
- \$895 (Manual only: \$25)



## 6 EXPANDORAM IV

- Capacity of 256K RAM (using 64K RAM chips) or 1MB (using 256K RAM chips).
- DIP switch selectable addressing.
- Supports both 8-bit and 16-bit data transfers.
- Refresh control.
- Parity check.
- Optional error detection/correction.
- IEEE-696/S-100 compatible.
- \$1145 (Manual only: \$25)




# SBOARDS




## 7 VERSAFLOPPY II

- Controls up to 4 floppy drives in simultaneous 5¼" and 8" combinations.
- Provides control for double-sided operation.
- Operates with Z80\*, 8080 and 8085 CPUs.
- Vectored interrupt operation optional.
- Control and diagnostic software available in PROM.
- IEEE-696/S-100 compatible.
- \$400 (Manual only: \$25)




## 10 I/O 8

- Available in 3 versions: I/O 4 Asynch with 4 asynchronous serial channels. I/O 8 Asynch with 8 asynchronous serial channels. I/O 4 Synch/4 Asynch with 4 serial channels configured for synchronous or asynchronous and 4 asynchronous-only channels.
- Synch/Asynch channels have full DCE/DTE strapping.
- Real time clock with 56 bits battery-backed-up RAM.
- Polled I/O or interrupt drive operation.
- Baud rates from 50 to 57.6K Baud.
- Standard RS-232C drivers and receivers onboard.
- \$696 (Manual only: \$25)



## 8 HARD DISK CONTROLLER

- 2 serial ports (software selectable up to 19.2K Baud).
- 1 printer port (IBM-PC\* compatible).
- Supports up to four 5¼" Winchester drives (ST506 interface).
- ECC/CRC
- Phase lock loop data separator (requires no timing adjustment).
- Full sector buffering.
- Includes both CP/M 80\* and CP/M 86\* BIOS.
- IEEE-696/S-100 compatible.
- \$595 (Manual only: \$25)



## 9 HARD DISK SUBSYSTEM

- Completely packaged subsystem including hard disk controller, 20MB Winchester drive, power supply and fan.
- IEEE-696/S-100 compatible.
- \$2295 (Manual only: \$25)

**ETC.** These are just some of the boards Syntech Data Systems has to offer. All IEEE-696/S-100 compatible. From the most powerful multi-processing CPU board you can buy to the most sophisticated hard disk subsystem available. Of course, all our CPU boards support Concurrent 3.1\*, UNIX\*, PC-DOS/MS-DOS and CP/M 86\*. In our complete menu of S-100 products you'll find everything it takes to make a winner. We've combined two companies, Octagon and S/D Systems, so you can put together unbeatable systems from the single most knowledgeable source in the industry. Call us at 214/340-0303. Telex us at 6829016. Or write to the address below for complete information on even more products. We have everything you've hungered for.

**SYNTECH  
DATA  
SYSTEMS**

**Something New In S-100**

10111 Miller Road, Dallas, Texas 75238

\*Manufacturers' trademarks

**CIRCLE 47 ON READER SERVICE CARD**



## ROFF4

Continued from page 49

character. With my Exidy Sorcerer computer I can have 128 user-definable characters for my screen display; these characters are accessed by setting the parity bit. A simple impact printer might be able to "fake" an  $\alpha$  by overstriking several characters, perhaps with special positioning. A simple CRT display might never make an  $\alpha$  but, perhaps, could produce an "a" with reverse video.

Once you have decided what the output device should do for that  $\alpha$ , you should figure out the byte or sequence of bytes that need to be sent to this device to get  $\alpha$ . This sequence is placed into a translation table inside the formatter with the .TR (translation) command. Depending upon the circumstances, you may wish to describe the sequence of bytes in decimal (popular with Basic programmers), or in hexadecimal or octal (assembly language enthusiasts), or even in binary (good for dot matrix printers where each dot position is specified directly). The .TR command is followed by the following information:

- 1) The character that will be translated (e.g., if alpha is to be represented by  $\sim$ a, then 'a' would be translated).
- 2) The number base, such as binary.
- 3) The sequence of bytes to be sent to the device (in binary, or whatever).
- 4) A "." to mark the end of the sequence; it may be made the start of a word, such as .EN.

Thus I have used the command to produce  $\alpha$  on my MX-80 printer (with the Grafrax option installed):

```
.TR a binary; alpha, lowercase
00011011; ESC
01001011; 4B
00000110; 6 BITS
0          ; FOLLOW:
00011100; LEFT TOP, BOT
00100010
00100010
00011100
00100010
00000000; RIGHT TOP, BOT
.EN
```

To complete the explanation, the presence of the ';' and anything that follows on the same line is ignored by the formatter for commands such as this one—these are comments (like a REM in Basic). Comments are not a cure for complicated programming, but they are reminders to oneself (and are essential to give others a chance to figure out what you have been trying to do!).

Writing out commands such as the example above is not particularly fun; it

needs to be done only once for a particular output device and symbol. By placing all the .TR commands for a device into a single file and giving that file a suggestive name, such as MX80, we can use that device for special symbols just by remembering the filename. Our previous example of the book would then be produced by the command:

```
A>ROFF4 MX80 BSTYLE CH.1 CH.2
CH.3 CH.4 )
```

Then, whenever a  $\sim$ a would occur in any of the input files, the printer

## With the freedom to design your own symbols comes the responsibility of keeping track of your choices.

would receive the necessary instructions to produce an  $\alpha$ . If you are fortunate enough to have a screen display that can produce an  $\alpha$  when sent a suitable set of codes, great! But maybe you can and should settle for a reverse video  $\alpha$ . In any case, you may wish to create a file with the suggestive name of SCREEN, CRT, or TV, which could be used instead of MX80 when you wish to see your formatted output on the screen.

I have tried to show how my table-driven formatter can be used to handle the thorny problem that arises because every printer and screen has a different way to create special symbols.

It is also possible that a different technical writer would have no interest in  $\alpha$  but would like, say, an  $\lambda$  produced in response to an input of  $\sim$ a. He would not only need different instructions for his output device, but should also make a different "wallchart"—a list showing which characters are translated into which special symbols—for his own use. With the freedom to design your own symbols comes the responsibility of keeping track of those decisions. To this end, the formatter has the option of producing a printed wall chart. This wall chart option is also useful to check the

success of the symbol constructions. Options will be discussed in more detail later.

### Printer controls

In the previous section I described how to create commands to the output device that produce a character of output. Here I shall describe how the printer is told to do things which do not correspond to advancing by one character position. Those of you who are familiar with WordStar may think of printer controls as "control-P commands."

I decided, in analogy to a translate character flag such as  $\sim$ , to have a printer control flag. By default, it is  $\sim$ , but may be changed with the .CF (control flag) command. A few of my choices may look like their analogs in WordStar (I have definitely been influenced by it!). For instance,  $\sim$ H is used for a backspace,  $\sim$ D to start doublestriking (double impression for each character),  $\sim$ B to start boldfacing (triple impression for each character). We input two printable characters,  $\sim$  and H for each backspace, whereas many word processors (such as WordStar) use a control-H.

My philosophy is to use printable characters for input files wherever possible. The handling of actual control codes, such as used by WordStar, causes problems because some printers will use them, some will ignore them, and, generally, they are not as clearly visible as ordinary printable characters. Another advantage we gain is that we can define more flexible printer controls than the ASCII control codes provide. I have defined  $\sim$ b and  $\sim$ d (not to be confused with  $\sim$ B and  $\sim$ D) which *end* boldfacing and doublestriking, respectively. For ASCII control codes there is no separate upper or lower case.

ROFF4 has quite a number of built-in printer controls as tabulated below:

```
 $\sim$ B,  $\sim$ b start, end boldface
 $\sim$ D,  $\sim$ d start, end doublestrike
 $\sim$ U,  $\sim$ u start, end underlining
 $\sim$ X,  $\sim$ x start, end strikout
      (overwrite with '-')
 $\sim$ + move up a fractional line
 $\sim$ - move down a fractional line
 $\sim$ H,  $\sim$ h back up one character
      position
 $\sim$ (,  $\sim$ ) note position, return to
      position #1
 $\sim$ {,  $\sim$ } note position, return to
      position #2
 $\sim$ (,  $\sim$ ) note position, return to
      position #3
```

All these functions are achieved by ROFF4 requiring the printer to do a carriage return for going over the same line more than once. Of course, the printer must also be able to respond to line feeds (advancing a line down the



page). It is particularly nice if the printer can be placed in a state where it advances a fraction of a normal line height; then the formatter can achieve a more aesthetic effect with super- and subscripts.

As it turns out, some of the algorithms used by ROFF4 appear to be superior to the built-in ones used by the Epson MX-80 printer with Grafrax added. In particular, the Grafrax enhancement enables the printer to carry out backspacing. There was a commercial formatter that carried out underlining by sending a character, a backspace, and an underscore, the next character, a backspace, an underscore, etc. Well, the fool printer would print the character, return the print head to the left margin, and advance to the old position to print the underscore. Thus, the print head went back and forth all the way to the left margin for every individual character that was underlined. It is a shortcoming of my printer that it always returns fully to the left margin when it receives a backspace.

ROFF4 has eliminated this stupidity. For the underlining example, the formatter would print the complete line without underlining and then do a carriage return (without advancing to the next line) and type the string of underscores. The logical print-seeking function in the printer is so obliging that if the first underlining is to start in the middle of the line, the print head will not return to the left margin, but only as far as needed to start the underlining! Since it is important to have the print head move as little as possible for the best printing speed (the printer is the slowest part of this formatter's execution), I developed algorithms that would optimize the operation of the MX-80 and would assume that my goal is sending it the minimum number of lines and no backspaces.

### Backspace and reverse scroll algorithms

Because I had to develop the methods to control the printer effectively without backspacing and without reverse scroll (the printer must not be asked to back up toward the top of the page), I shall detail the algorithms here.

As I discovered, an awful lot of work is needed to add print controls to the text formatter with the print requirements described above. Quite a few aspects of the formatter had to be changed. I had to write routines that determined the printed height and width of the current line. Without this information, the formatter would place lines improperly on the page and the fill and right justification could not be done properly. At this time the formatter can

determine how many levels of super- and subscripting will be used.

ROFF4 calls a function, **printout()**, to print out a buffered line including superscripts and other printer controls on the output device. First, this routine calculates "level," which is initialized for the highest superscripts. Printing a line with super- and/or subscripts is divided up into the iterative task of printing the highest superscripts, moving down the page a fractional line and adjusting level, printing the next lower set of superscripts, printing everything in that line and so forth until we

---

I had to develop methods to control the printer effectively, without backspacing and reverse scrolling.

---

have performed with level set at the bottom-most subscripts.

At each value of level, **printout()** calls **flp()** (fancy line print) as many times as necessary to completely output whatever is supposed to be at that level. Several global buffers are maintained: **UBUF**, **XBUF**, and **DBUF** are needed by **flp()** to make several print passes if there is underlining, strikeout, double strike, etc.

For each new level, **flp()** counts printable characters by calling **lbc()**. A printable character is a letter, a number, a punctuation mark, or a special symbol. It is not a white space or a printer control, and underlining or boldfacing does not increase this count. Whenever this count is reduced to zero and **UBUF**, **XBUF**, and **DBUF** are "empty", **flp()** has finished printing that level. It is possible that there may be nothing to print at all on some intermediate levels!

The crux of my algorithms is to maintain several variables: a memory pointer to where the formatter is in the buffered line it is trying to print, a column count to where it would want to print the next character, and, finally, the actual location of the print head. In

printing the line, **flp()** has the printing of each pass done by **prpass()**. The function **prpass()** scans the buffered line, looking at each character. If the character is a blank, it doesn't try to print it; it advances its buffer pointer and its column pointer, but it does not update the position of the print head (it has sent the printer nothing). When a printable character is encountered in the buffer, **prpass()** compares the desired position with the print head's position. If the positions match, **prpass()** prints the character and updates all three variables.

If the print head is to the left of the desired position, the formatter first sends enough blanks to the printer to position the print head correctly, then the character is printed and the variables updated. The third possibility is that the print head is too far to the right to print the character in the desired column. This possibility arises from print control requests such as backspacing; **prpass()** does not print the character on its current pass (it updates all variables except the position of the print head). Often, **flp()** will need to call **prpass()** several times before all of the current level is completely printed.

Every time a character is printed it is replaced in the buffered line by a blank and the count of printable characters is reduced by one. If the character is to be underlined or struck out, appropriate characters are placed in the **UBUF** and **XBUF** buffers. If the character needs multiple impressions (such as with double strike) it is copied into **DBUF**.

At the end of a printing pass, **flp()** checks to see if it needs to print out the **UBUF** or **XBUF** buffers (for underlining or for strike out). The buffered line will be printed again if the printable character count is still not zero. If characters had been placed in **DBUF** (for multiple impressions) they are recopied by **retype()** back into the buffered line, and **flp()** is invoked again.

Perhaps a simple example might help clarify what is happening. Suppose the line to be printed is: 'ab^H2c', which should come out as 'abc' with a '2' on top of the 'b.' On the first pass the 'a' is printed, then the 'b'. The backspace request, ^H, causes the formatter to want to type the '2' where the 'b' is located, but the print head is one location too far to the right. The printing of the 'c' can be done (the print head is in the correct position). The replacement in the buffer of characters already printed by blanks means that after the first pass, the buffer contains ' ^H2 '. On the second pass the formatter sees two blanks followed by the backspace request, so it wants to place the '2' at the



# ROFF4

Continued from page 53

second ('b') position; it sends out one blank and then the '2'. After the second pass the buffer contains ' ^H ' and the printable character count has dropped to zero; the formatter has completed the line.

The above algorithm has worked out well; the complexity of its implementation is in handling all of the different built-in printer controls—for example, the interaction of boldfacing, underlining, and backspacing. I have chosen to make the underlining bold if the character is bold; also, to underline characters printed in the first pass but not subsequent passes so that the underlining of an overprinted character is not made heavier.

The boldface and double-strike printer requests control a variable, MNCT, which is the number of impressions wanted (the default is 1). Each time a ^B is encountered the number of desired impressions is tripled; for ^D, it is only doubled. Similarly, ^d and ^b divide MCNT by 2 and 3 respectively. All divisions are integer so that  $\frac{3}{2}$  becomes 1, etc. If the result of a division drops below 1, the variable is reset to 1. Thus it is possible to produce very bold letters formed with six or nine impressions by ^B^D or ^B^B, and we can stop multiple impressions with ^b^b without worrying that the following text would become invisible (with zero impressions!).

My success with the algorithms for printing a line with backspaces encouraged me to develop a somewhat similar approach for vertical line spacing. ROFF4 uses separate variables that keep track of which line it would like to be on and which line the print head is actually on. When it receives requests for line spacing, it updates the desired location but does not send anything to the printer. Only when it actually needs to print characters does it advance the print head to the line where the printer should be printing. Thus we can specify where the next main line of text should be and yet back up our desired position after it is discovered that the line has superscripts.

As a last line of defense, if ROFF4 cannot print all the superscripts, it attempts to lower the main line to accommodate them. Failing that, the superscripts will be pushed down as far as necessary to print them out in any case.

## Fractional lines

As I mentioned earlier, the formatter may wish to advance the print head vertically a fraction of a conventional line space to create more pleasing

super- and subscripts. As I desire to support a variety of output devices, I have created special dot commands, .FR and .WH, that may be used to specify how to change the printer to fractional line spacing (and whether the fraction is  $\frac{1}{2}$ ,  $\frac{1}{3}$ ,  $\frac{1}{4}$ , or  $\frac{1}{6}$ ) and how to restore the printer to whole line spacing.

---

**I made ROFF4  
"table driven"  
so that any user  
can supply dot  
commands and  
form entries.**

---

If these commands are not used, then all super- and subscripting is done with whole lines. Half-line spacing or third-line spacing generally looks better and should be implemented on printers with fractional line capability.

To use the .FR (fraction) command, specify the number of fractional lines that make up a whole line, the number base of the bytes code, the sequence of bytes to be sent, and, lastly, a token starting with a '.' to complete the sequence. The arrangement of information is reasonably analogous to that of the .TR command that I described earlier for defining special symbols. The .WH ("whole") command is of the same format, except that no number should be given before the number base.

## Preprocessor capabilities

We may think of the formatter as passing the input files through three stages. The first stage—the preprocessor—will be described below. The middle stage—the basic formatter—decodes the built-in dot commands and takes text, fills and justifies it, and adds page headers and footers. The last stage—the postprocessor—was just described; it translates special symbol requests and printer controls into specific codes for the output device.

The preprocessor performs certain preliminary but very useful functions to the input before giving it to the main formatter. It is analogous to the routine used for line input from the keyboard, which removes the backspaces or rubs and the characters that were inadver-

tantly typed. The formatter processes the input line by line. While each line is being input, the preprocessor resets the parity bit on every character, so that input, such as might have been created by WordStar, will not confuse the formatter, which can now assume that all characters are in the range 0 to 127. The preprocessor expands all macros, which I will describe later. It replaces strings and register variables by their values, and will combine input lines if the first line is terminated by an unmatched insert character.

The insert character, whose default value is \, can be changed by using the dot command .IC. However, for definiteness, I shall assume here that it has its default value. This character is used primarily to surround strings and register names that the preprocessor is supposed to replace by their values. For example, a form for a memo might have only two items that vary from use to use: the date and a name, as in the trivial case below:

```
                                \date\  
Dear \name\  
    I shall see you for lunch.  
                                The boss
```

The boss has used this form for years and each time he uses it the date and name will be changed. The secretary (or the boss) can put the following string definitions at the start of this input file or another input file:

```
.DS /date/July 15, 1984/  
.DS ,name,Joe Blow,
```

These definitions are delimited by whatever printed character first appears after the .DS command, here / and “,”.

The preprocessor will convert the above form to:

```
                                July 15, 1984  
Dear Joe Blow,  
    I shall see you for lunch.  
                                The boss
```

If either of these two string definitions is missing, then when the preprocessor encounters the undefined string name, it sends a message to the console inviting the user to define it by typing in the missing string value. Thus we have a quick way to fill out forms.

Primarily as an aid for enumeration, we can define named registers that can hold numerical information. The contents of these registers can be changed as the program progresses. For example, we might wish to number each equation from a register named e#. To create this register with the initial value of 1, we supply:

```
.RG e# 1
```



Subsequently, the equation

```
x=y+z (\e#\)
```

would be converted during the preprocessing phase to:

```
x=y+z (1)
```

Of course we want the next equation number to be one number larger, so we use the command:

```
.RG e# +1
```

which could be thought of as:  $e\# = e\# + 1$ .

There is one reserved register name, #. It is used to access the current page number:

```
I am on page \#\
```

This convention enables us to create a table of contents or an index (as we shall see later).

Macro substitutes are the means by which several lines may be substituted for a user-defined dot command. The definition of .EN (equation number) could be done as follows:

```
.DM EN
(\e#\ )
.BJ
.RG e# +1
.EM
```

The commands .DM and .EM are used to define macro and end macro. The \ on input is converted to \, which means the evaluation of e# is deferred until the .EN macro is used (we do not want it to be evaluated at the time the definition is being created!). Later, any input line that is .EN will be replaced by the three lines:

```
(\e#\ )
.BJ
.RG e# +1
```

At this time the \e#\ will be replaced by the current value of e#. Thus we can have automatic equation numbering, and our earlier example of equation formatting can be now written:

```
.BR
# x#=#y+z
.EN
```

It is also nice to have automatically numbered references (footnotes) and figure captions. Generally, these have to be collected together somewhere and reproduced at the end of the manuscript. The collection process is accomplished using the .DI (diversion) command to append text to the diversion buffer.

For example, we might wish to describe the illustrations as we encounter

them as follows:

```
.DI FIGS
.LS 1
.CE
ILLUSTRATIONS
.SP 2
.ED
[later on...]
.DI FIGS
Fig. 1. Here is my pet pig...
.SP 1
.ED
[still later on...]
.DI FIGS
Fig. 2. Here is my cow...
.SP 1
.ED
[and so on...]
```

The above example is creating and adding to a file, FIGS, which contains:

```
.CE
ILLUSTRATIONS
.SP 2
Fig. 1. Here is my pet pig...
.SP 1
Fig. 2. Here is my cow...
.SP 1
...
```

This file can be formatted and output during the same run by having its name (FIGS) in the original command line that was used to invoke ROFF4, or by invoking it with the .SO command. In general, whenever a file is about to be accessed a check is made to see if it is a diversion file being built up; diversion files are closed for writing before they are to be accessed for reading. Details such as these must be considered in the construction of elaborate yet flexible formatters such as ROFF4.

Remember our book example? Here are two possible extensions to it if each chapter is generating references that are being diverted to REFS:

```
A>ROFF4 BSTYLE CH.1 REFS CH.2
REFS CH.3 REFS CH.4 REFS)
A>ROFF4 BSTYLE CH.1 CH.2 CH.3
CH.4 REFS)
```

In the former case, each access to REFS will show the accumulation produced by a single chapter; in the latter, the references from all four chapters will be collected together and printed at the very end.

The preprocessor alters the input text that goes to the diversions as well as to the main formatter. It is possible to use the string substitutions, registers, and macro definitions to alter what is being placed in the diversion files. Using the special register, \#\, (page number) is particularly convenient for diversions that will become a table of contents or, when sorted, an index.

I have touched upon the preprocessor's capabilities and suggested that macro definitions can be used to make

## NEW FEATURES

(Free update for our early customers!)

- Edit & Load multiple memory resident files.
- Complete 8087 assembler mnemonics.
- High level 8087 support. Full range transcendentals (tan, sin, cos, arctan, logs and exponentials) Data type conversion and I/O formatting.
- High level interrupt support. Execute Forth words from within machine code primitives.
- 80186 Assembler extensions for Tandy 2000, etc.
- Video/Graphics interface for Data General Desktop Model 10



## HS / FORTH

- Fully Optimized & Tested for:  
IBM-PC IBM-XT IBM-JR  
COMPAQ EAGLE-PC-2  
TANDY 2000 CORONA  
LEADING EDGE  
(Identical version runs on almost all MSDOS compatibles!)
- Graphics & Text (including windowed scrolling)
- Music - foreground and background includes multi-tasking example
- Includes Forth-79 and Forth-83
- File and/or Screen interfaces
- Segment Management Support
- Full megabyte - programs or data
- Complete Assembler (interactive, easy to use & learn)
- Compare  
BYTE Sieve Benchmark jan 83  
HS/FORTH 47 sec BASIC 2000 sec  
w/AUTO-OPT 9 sec Assembler 5 sec  
other Forths (mostly 64k) 70-140 sec  
FASTEST FORTH SYSTEM  
AVAILABLE.

TWICE AS FAST AS OTHER  
FULL MEGABYTE FORTHS!

(TEN TIMES FASTER WHEN USING AUTO-OPT!)

HS/FORTH, complete system only: \$250.

 Visa  Mastercard

Add \$10. shipping and handling

## HARVARD SOFTWORKS

PO BOX 339  
HARVARD, MA 01451  
(617) 456-3021

CIRCLE 87 ON READER SERVICE CARD



## Menu System for CP/M

**CPMenu** ..... \$50  
A menu system for Z80, CP/M systems - a single keystroke chains to another menu or executes a program, command or set of commands and returns to the menu when through. Each menu option is user-definable, e.g., selecting an option can execute a .SUB or .COM file. Entering a question mark and then the option number displays an explanation of the option.

### Powerful Replacement for PIP.COM

**EZBAK** ..... \$40  
A sophisticated copy routine for Z80, CP/M machines, allows the operator to designate a group of files, either through common attributes, through the use of the logical AND, NOT or OR, or through a list of the file names on the source hard disk segment or the floppy disk. Functions range from the copy of a single file or a selected group of small files to the copying of a large file in a hard disk segment to multiple floppy disks.

**MMI Modular Accounting Series™**, including General Ledger, Accounts Receivable, Accounts Payable and Payroll -- all four ..... \$395  
Requires Z80 processor, 48k TPA, 320k disk storage. CP/M, MP/M or TurboDos.

**Modular Accounting Series** (G/L, A/R, A/P, Payroll) and the Baby Blue® Z80B, 64k card for IBM PC and compatibles (running under PC-DOS/MS-DOS) ..... \$695

**16-, 52- and 112-megabyte 5-1/4" Winchester hard disk units** and operating system for the MDZ and NorthStar Horizon computers. We now support cartridge tape drive backup for N\* JOEDOS/JOESHARE II and MDZ/OS hard disk systems.

### High-speed, NorthStar-compatible BASIC language for CP/M:

**baZic® for CP/M** ..... \$150  
Programs written in NorthStar BASIC can run under CP/M-80, MP/M or TurboDos on most other Z80-based computers with few or no changes to code. Includes baZic-to-ASCII-to-baZic conversion utility. Requires Z80 processor, CP/M, MP/M or TurboDos.

**NorthStar DOS-to-CP/M Transfer Utility: COPYALL®** ..... \$75  
Converts programs and data files from NorthStar DOS disk format to NorthStar CP/M format so they can be run under baZic and CP/M-80, MP/M or TurboDos. Very easy to use. Requires standard NorthStar Horizon, 48k RAM, two DD or QD drives.

### Vertical Market Applications:

Pharmacies, Contractors, Cotton Gins, Point-of-Sale, Oil/Gas Producers, Utility Billing, Grain Elevators, Livestock Auctions, Trucklines, Vegetable Packers, Feedlots

**ADDS Viewpoint A2 CRTs** . \$475. Quantity 10+ . \$450. ADDS Viewpoint 60 & 90 available also.

We can provide software on 8" and most popular 5 1/4" disk formats.

Quantity discounts available. For more information contact:

**Roy Robertson, VP Marketing**  
**Micro Mike's, Inc.**  
**3015 Plains Blvd.**  
**Amarillo, Texas 79102 806-372-3633**

*Mike's*

NorthStar™ and Horizon™ are trademarks of NorthStar Computers.

CP/M® and MP/M® are registered trademarks of Digital Research, Inc.

MS-DOS® is a registered trademark of Microsoft Corp.

TurboDos® is a registered trademark of Software 2000.

Baby Blue® is a registered trademark of MicroLog, Inc.

## ROFF4

Continued from page 55

custom dot commands that automatically do what would otherwise take a lot of extra keyboarding. Macro programming is as complex as any computer programming; I have certainly not gone into all of the details.

### Command line options

I shall finish my description of ROFF4 by mentioning the options that may be specified on the command line. These options serve a variety of needs and provide diagnostics in case you are experiencing difficulties or want to experiment.

Options are specified by a '-' and a character. For example, to cause the formatter to stop at the end of each page and wait until the operator hits a key on the console, use the -S option:

```
A>ROFF4 -S STYLE ENGLISH )
```

This option is mostly used with printers that are being loaded with separate sheets of paper; the formatter waits for you to load each sheet. This same option can be requested from within an input file with the .ST (stop) command.

If you wish to send a form feed character to the printer so that it will eject paper to the next top-of-form (not all printers will properly honor this request), use the -F option. This option is handy at the start and at the end of a job when the printer uses continuous forms (fan-fold paper).

Most of the remaining options provide information such as the following:

**-B** turns on the "debug" flag so as to print out lots of diagnostics to the STDERR[console]. Probably only useful for those who are trying to trace the operation of the formatter for elusive bugs.

**-D** causes a list of diversion files to be typed on the console. Its main virtue is to remind the user what files are being generated and their approximate size.

**-G** causes a glossary of defined translated characters to be printed on the output device. It is useful to check the appearance of all special definable characters and to produce a wall chart of special characters available.

**-I** causes a list of string insertions to be typed on the console. This option is useful for macro writers, as is the -M option, described below; also, for noting the settings of standard substitu-

tions, such as "today's date."

**-M** causes a list of macro definitions to be typed on the console. It is a useful tool for debugging complex macro packages where the preprocessor's expansions are too subtle for humans.

**-R** causes a list of number registers to be typed on the console (useful to find the number of footnotes, etc.)

The default option, -\*, (the '\*' could be any unassigned option) means keyboard input (buffered line by line with a prompt with the character used in the option, here '\*'). Typing a control-Z indicates an end-of-file; the formatter will continue with the next named file. It is intended as a learning aid, since one can try out tricky input such as equations. As with standard CP/M, a control-P can be used to toggle the printer to display output that would normally be sent to the console; also, one can edit the keyboard input with the backspace key.

### Summary

I have designed a text processor, ROFF4, for my needs as a physicist. Now I can conveniently prepare manuscripts with equations and special symbols. As I did not want to rework the software for different possible output devices, I have made the software "table driven" so that any user can supply dot commands to form entries.


Its use is convenient and understandable; I hope others will agree. If you have comments or questions about this formatter, contact me.

### Availability

ROFF4 is being distributed as public domain software on a single-sided, single-density, 8" soft-sectored CP/M disk through SIG/M (as Volume 126); contact the Amateur Computer Group of New Jersey (ACGNJ), Box 319, South Bound Brook, NJ 08880 and through the C Users' Group (CUG), Box 289, Yates Center, KS 66783. Both these groups distribute much good software at nominal charge.

### Notes

Kernighan, B.W., and Plauger, P.J.: *Software Tools*, Ch. 7 (Addison-Wesley, 1976); also Kernighan, B.W., and Plauger, P.J.: *Software Tools in Pascal*, Ch. 7 (Addison-Wesley, 1981).

WordStar is a trademark of MicroPro International, Inc. 

Ernest E. Bergman, Dept. of Physics, Building #16, Lehigh University, Bethlehem, PA 18015



# creative computing

## 10TH

# ANNIVERSARY

# SPECIAL OFFER

1984 is a banner year for CREATIVE COMPUTING, it marks our first decade of bringing you the latest information regarding introductions and changes that have occurred in our fast-paced industry.

We were there as the respected publication in the beginning... when businesses were struggling under reams of paper... when video games meant a dot bouncing from one side of a TV screen to the other... when computer technology meant main frames and punch cards.

Before it happened we told you about the transition from tape to disks... telecommunications and networking simplifying business transactions... new programs eliminating hours of waste and unproductivity! We will be there for the next ten years because *we are not going to rest on our laurels!* 1984 is the beginning of a decade of fresh ideas, new innovations and reliable evaluations certain to keep you abreast of our quick-charged stimulating world!

### SUBSCRIBE TODAY AND RESERVE YOUR COPY OF OUR SPECIAL 10th ANNIVERSARY ISSUE!


When you take advantage of our Special 10th Anniversary Discount, you automatically reserve this special November issue guaranteed to be a collector's edition!

### OUR ANNIVERSARY GIFT TO YOU—A QUARTZ DESK CLOCK!

You will receive a 5-function lucite Quartz Desk Clock upon payment. This attractive clock, sure to become a collector's item, will be sent to all who participate in our historic celebration! Attractive in any decor, reliable and long lasting, this desk clock will give you years of enjoyment. Your subscription to CREATIVE COMPUTING will give you hours and hours of facts, information and quality reading, assisting you to make the most of your microcomputer!

**SUBSCRIBE TODAY AND SAVE UP TO 33%!**

**FREE  
GIFT**





---

# Customizing WordStar 3.3

**Become familiar  
with the new  
patch areas**

by Joseph Katz

---

**P**erhaps the most notable feature of WordStar 3.3 is the considerable increase in speed over previous versions. This has been achieved by tightening and optimizing the code, especially in the most frequently accessed routines. Other changes offer more help for the beginner, including an index to the commands; this added help has enlarged the program size by about 2K to a total of 18K.

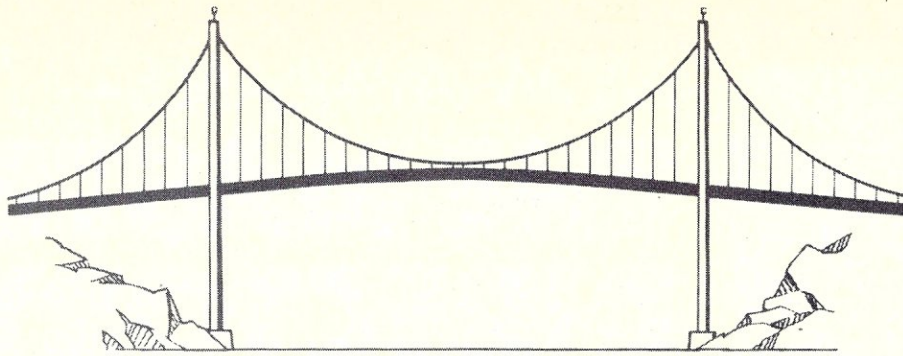
As one would expect, the increased size has affected code locations, so that previously published WordStar patches are now unreliable as guides to version 3.3—especially when they deal with cursor movement and other keystroke command dispatch matters. WINSTALL.COM, a new installation program, further complicates matters for anyone trying to get version 3.3 running on a terminal and printer that are not on the installation menu, or trying to customize the new version for any equipment once the program has been installed. The problem is that MicroPro has programmed WINSTALL.COM to be so failsafe that using it to make extensive patches is a tedious job. Fortunately,

there are ways to circumvent this.

The keystroke command dispatch table for both versions of WordStar is part of the USER3 area of WS.COM. Its label is VTAB, and in version 3.0 it occupies the space from 0481h thru 0647h; in version 3.3 VTAB starts eight bytes higher at 0489h. However, using that information, some simple mathematics, and an old set of patch listings will do you absolutely no good—and is, indeed, a recipe for disaster. The reason is that when version 3.3 was coded, MicroPro used the occasion to clean up the source. In version 3.0, for example, the keystroke dispatch code for ^L (“repeat the last find using the same arguments”) was at 050Dh, sandwiched between two ^Q commands: SpellStar’s “find and replace,” and “start scrolling down.” In V3.3, those two ^Q commands are in logical sequence and the ^L is defined elsewhere. Thus you cannot simply add 8 bytes to the V3.0 location of a patch and expect it to bring you to the same patch in V3.3.

The patch list PATCH33.ASM, shown in Listing 1, should make things clearer. It is designed to patch WordStar 3.3 for Radio Shack’s TRS-80 Model II using Pickles & Trout CP/M. The idea was to make WordStar use much the same command logic as Radio Shack’s word processing program, Model II Scripsit. That logic is





---


# PELADA TEXT ENGINEER

The first full featured word processor for the IBM personal computer capable of producing all mathematical, scientific and engineering symbols\* including superscripts and subscripts for complete equation editing on screen.

Multi-lingual capabilities include the specific characters, accents and letters found in French, Spanish, German, Italian and all other western European languages.

Advanced Word Processing features include:

- Command line driven editor
- Comprehensive, easily accessible on-line help
- All features, including bold, italics, underlining and special characters appear on screen exactly as they are printed.



## PELADA INFORMATICA INC.


87 Queen St., Kingston, Ontario,  
Canada K7K 1A5  
Tel. (613) 549-1747

\*Requires Epson FX-80, FX-100 or similarly featured printer.

**FREE SAMPLE DISK AVAILABLE UPON REQUEST.**

**CIRCLE 122 ON READER SERVICE CARD**





# NOW AVAILABLE— THE MASTER DIRECTORY OF PRODUCTS FOR YOUR IBM PC

Nearly 400 pages of the most current listings and information for IBM PC, PC XT, PCjr and compatible hardware, software, accessories and services—from the publishers of PC.

## YOUR PRIMARY REFERENCE...

organizing over 4,000 products and 1,500 vendors, services, and support systems in one comprehensive, easy-to-use guide. PC: THE BUYERS GUIDE is the quickest and most reliable way to locate exactly what you need to expand the usefulness of your personal computer.

Because it's published quarterly in May, August, November and February, PC: THE BUYERS GUIDE is the most up-to-date guide of its kind, accurately describing each product and its function and cost. Find out what level of skill is required to get the most from the product and everything is logically categorized and indexed with cross-references so you won't miss one listing!

## GET MORE FROM YOUR PC

The documentation you received from IBM is only the beginning. Finding the right hardware and software is what really makes the difference in how effectively your IBM or compatible PC performs—that's why you need PC: THE BUYERS GUIDE! You'll also find detailed listings for the following important services and accessories:


- |                               |                        |
|-------------------------------|------------------------|
| Consultants                   | User Groups            |
| On-line Bulletin Board        | Insurance Services     |
| Databases                     | Professional Societies |
| Furniture                     | Retail Clubs           |
| Retail and Mail Order Outlets | Computer Groups        |
| Literature                    | Maintenance services   |

**AND MUCH MORE!**

Be sure to order your copy of PC: THE BUYERS GUIDE today—fill out the coupon and mail it now!

PHONE TOLL FREE 9 am-5 pm EST:  
1-800-526-0790  
(In New Jersey 201-540-0445)

ALSO AVAILABLE AT YOUR LOCAL NEWSSTAND  
AND COMPUTER STORE



**THE  
BUYERS GUIDE**

FE3F

CN1914, Morristown, NJ 07960

Please send me PC: THE BUYERS GUIDE. Enclosed is \$9.50 (\$7.95\* per copy, plus \$1.55 each for postage and handling.) (\$11.00 outside USA, send US funds only). \*Residents of CA, CO, CT, DC, FL, IL, MA, MI, MO, NJ and NY State add applicable sales tax.

**Charge My:**  
 American Express     Visa     MasterCard

CARD NO. \_\_\_\_\_ EXP. DATE \_\_\_\_\_

MR./MRS./MS. \_\_\_\_\_ print full name \_\_\_\_\_

ADDRESS \_\_\_\_\_

CITY/STATE/ZIP \_\_\_\_\_



# WordStar 3.3

Continued from page 58

impeccable for the Model II keyboard, which has only two function keys, neither of which is programmable: F1 transmits 01h, the ^A that WordStar uses to move the cursor one word left; F2 transmits 02h, the ^B that WordStar uses to reformat paragraphs. So in Scripsit the ESC and HOLD keys—which transmit, respectively, 1Bh (the ASCII Escape code) and 13h (^S, ASCII DC3, or X-OFF)—carry a heavy burden.

They carry it well, and they do just as well in WordStar. The implementation in PATCH33.ASM uses the ESC key as the substitute for WordStar's ^K sequences, and the HOLD key as the substitute for its ^Q sequences. Those are the sequences that activate the so-called "Block" and "Quick" commands, which are the most frequently used triple-key commands. Reducing them to double-key commands—using keys that need not be depressed simultaneously—makes WordStar much easier to use with the Model II.

The Model II also has a set of arrow keys, so of course PATCH33 activates those. Moreover, any command that prefixes an arrow key with the HOLD key gives the cursor greater movement: to either end of the line, or to the beginning or end of the file.

One problem with patching any version of WordStar is that after the patches have been applied, the program's help screens no longer reflect the actual commands. That is not much of a problem for a Scripsit user who has seen the light and has converted to WordStar: the Scripsit emulation produced by PATCH33.ASM is good enough to make the transition relatively painless. One aid for that is the rekeying of the Block and Quick help screens so they are invoked with the ESC and HOLD keys. That is inelegant because the screens still display the old ^K and ^Q commands. If you alone will be using the patched WordStar, a few times of seeing the Block and Quick screens appear in response to the new commands should make the cause-and-effect relationship clear.

If you are patching WordStar as a consultant, however, your client has the right to expect more elegance. Certainly the screens should match the commands. Making them match is a nuisance, but with some time and ingenuity it can be done. The screens are in WSMGS.OVR. Using DDT on it, you can easily figure out the locations of things that need changing, and then you can write a PATCHMSG.ASM to change them. Or you can use DDT itself

## LISTING 1

```
;PATCH33.ASM By Joseph Katz 30 October 1983
; These patches are for WordStar 3.3. The target system is a
; Radio Shack TRS-80 Model II using Pickles & Trout CP/M. To adapt
; the patches for another system, change the code in the section
; marked '+ + + SYSTEM DEPENDENT EQUATES + + +'
; To use PATCH33, first assemble it using ASM.COM:
; A>ASM PATCH33
; Assuming you haven't changed any code, you will see:
; CP/M ASSEMBLER - VER 2.0
; 05E6
; 000H USE FACTOR
; END OF ASSEMBLY
; Next, use DDT.COM to insert PATCH33.HEX into a WordStar .COM
; file, such as WS.COM:
; A>B:DDT WS.COM
; Again, assuming you haven't made large additions to the code,
; you will see:
; DDT VERS 2.2
; NEXT PC
; 4600 0100
; -IPATCH33.HEX
; -R
; NEXT PC
; 4600 0000
; -G0
; Now, you are ready to save the patched WS.COM under an assumed
; name, so you can test it before erasing the old WS.COM and
; renaming the patched version. So, what we do is this:
; A>SAVE 69 WSX.COM
; If you have made large additions to the code, be sure to check
; the proper number of pages for saving the patched version.
; Be sure to use a backup copy of WS.COM on a backup dis, and
; then test the patched version to make certain it is safe.
;
; + + + SYSTEM DEPENDENT EQUATES + + +
BLOCK EQU 1BH ;Char to call BLOCK cmds: replaces ^K
QUICK EQU 13H ;Char to call QUICK cmds: replaces ^Q
UP EQU 1EH ;Up arrow
DOWN EQU 1FH ;Down arrow
RIGHT EQU 1DH ;Right arrow
LEFT EQU 1CH ;Left arrow
; + + + END OF EQUATES: PATCHES FOLLOW + + +

; Coordinate the help screens:
ORG 0489H ;Start at VTAB
DB QUICK ;Change QUICK help screen caller

ORG 048DH
DB BLOCK ;Change BLOCK help screen caller

; Arrow keys:
ORG 049DH
DB LEFT ;Cursor left

ORG 04A5H
DB RIGHT ;Cursor right

ORG 04B1H
DB DOWN ;Cursor down

ORG 04B5H
DB UP ;Cursor up

ORG 04B9H
DB QUICK,LEFT ;Cursor to beginning of line

ORG 04BDH
DB QUICK,RIGHT ;Cursor to end of line

; Change the way we do QUICK things:
ORG 04C9H ;Cursor to beginning of marked block
DB QUICK

ORG 04CDH ;Cursor to end of marked block
DB QUICK
```



# WordStar 3.3

Continued from page 61


to make the changes if you know the ASCII code well enough to make the job less than staggering: there are, after all, lots of references to the commands to be changed by PATCH33.ASM, and DDT does not accept ASCII input. The simplest way to do the job on a one-shot basis probably is to use a byte-changing utility like Ward Christensen's DU, which does accept ASCII. With DU it's time-consuming but not difficult to adapt the screens in WSMMSG.SOV. That is where ingenuity plays a part.

In my installation I changed the cursor movement section of the Main Menu to read "Use the arrow keys as usual" and deleted (changed to 20h) everything else except the information about ^A and ^F, which still are used to move the cursor a word to the left and a word to the right. Then, because the Model II has no DEL key, I changed the delete "chr lf" indicator to ^-. As for references to ^Q and ^K, I simply changed those to "HD" and "ES": terse but reasonable.

Although the Model II is the specific target for PATCH33.ASM, it should be easily adapted to most machines. Just change the code at the equates with which the program begins. Then assemble it. Do not LOAD the resulting .HEX file, but instead use DDT to overlay it on a copy of the installed WS.COM file. The instructions for do-

## The increased size of WordStar 3.3 has affected code locations.

ing all this are in the heading to PATCH33.ASM.

Two more things to watch out for. First, use PATCH33.ASM *after* WordStar has been installed. Second, watch out when using WINSTALL.COM to automatically install WordStar for a terminal: it seems to be buggy. If WS.COM does not function properly when installed from the menu, reinstall WS.COM using the "custom" options in WINSTALL. 

Joseph Katz, 103 Edisto Ave., Columbia, SC 29205

```
ORG 04D1H ;Cursor to where last cmd began
DB QUICK

ORG 04D5H ;Cursor to where search or move began
DB QUICK

ORG 04D9H ;Cursor to marker 0
DB QUICK

ORG 04DDH ;Cursor to marker 1
DB QUICK

ORG 04E1H ;Cursor to marker 2
DB QUICK

ORG 04E5H ;Cursor to marker 3
DB QUICK

ORG 04E9H ;Cursor to marker 4
DB QUICK

ORG 04EDH ;Cursor to marker 5
DB QUICK

ORG 04F1H ;Cursor to marker 6
DB QUICK

ORG 04F5H ;Cursor to marker 7
DB QUICK

ORG 04F9H ;Cursor to marker 8
DB QUICK

ORG 04FDH ;Cursor to marker 9
DB QUICK

ORG 0501H ;Cursor to beginning of file
DB QUICK,UP

ORG 0505H ;Cursor to end of file
DB QUICK,DOWN

ORG 0509H ;Find
DB QUICK

ORG 050DH ;Find and replace
DB QUICK

ORG 0511H ;Do SpellStar's find & replace
DB QUICK

ORG 0515H ;Start scrolling down
DB QUICK

ORG 0519H ;Start scrolling up
DB QUICK

ORG 051DH ;Delete to beginning of line
DB QUICK

ORG 0525H ;Repeat next command until stopped
DB QUICK,QUICK

ORG 0529H ;Cursor to marker 0
DB QUICK

Change the way we do BLOCK things:
ORG 056DH ;Hide or display markers
DB BLOCK

ORG 0571H ;Mark beginning of block
DB BLOCK

ORG 0575H ;Mark end of block
DB BLOCK

ORG 0579H ;Write marker 0
DB BLOCK
```



# The System Developer's Source

**SUBVERSIVE SOFTWARE** So cheap and useful it's... dangerous!

A RADICAL IDEA IN SOFTWARE DEVELOPMENT

## WHO WE ARE:

We're experienced micro programmers with a mission: providing system and applications developers with the most useful tools.

Our success is no secrets. All Subversive Software is in source, and the documentation delivers: algorithm and data structures, special features coverage, and example development uses. We also provide expert integration and development support, and custom programming for special applications.

When you buy hardware from us, you're buying from people who like to use micro-computers. You demand high performance and reliability at an attractive price, and so do we. All our products are rigorously evaluated before introduction into our line.

In fact, everything we offer is examined from the best possible perspective—one very similar to your own. That's what makes us The System Developer's Source.

## PDMS

The Pascal Data Management System. A user-oriented data management system. Currently being used for dozens of different kinds of business and scientific applications, from inventory management to laboratory data analysis. Includes over 20 Pascal programs; more than 10,000 lines of code. Main features include:

- Maximum of 32,767 rows per file;
- Maximum of 400 characters per row, and 40 columns per table;
- Full-screen editing of rows and columns, with scrolling, windowing, global search/replace, and other editing features;
- Sorting, copying, merging, and reducing routines;
- Mailing label program;
- Reporting program generates reports with control breaks, totals and subtotals, and selects rows by field value; many other reporting features;
- Cross-tabulation, correlations, and multiple regression;
- Video-display-handling module;
- Disk-file handling module.

Many other features.

Formats: 8" UCSD SSSD, 5¼" Apple Pascal, 5¼" UCSD IBM PC 320k

**\$250**

## ZED

Full-screen text editor; designed to be used either with TPL or by itself.

- Full cursor control;
- Insert mode with word wrap;
- 'Paint' mode;
- Single-keystroke or dual-keystroke commands;
- Command synonyms;
- Global search and replace;
- Block move, block copy, and block delete.

Formats: 8" UCSD SSSD, 5¼" Apple Pascal, 5¼" UCSD IBM PC 320k, 8" CPM 80 SSSD, 8" CPM 86 SSSD, 5¼" IBM MS/DOS.

**\$50**

## TPL

The Text Processing Language. A text-file runoff program consisting of a set of text-processing primitive commands from which more complex commands (macros) can be built. Features include:

- Macro definition and expansion, looping structures, and conditional statements;
- Pagination;
- Centering;
- Indexing and tables of contents;
- Superscripts and subscripts;
- Bolding and underlining;
- Multiple headers and footers.

Formats: 8" UCSD SSSD, 5¼" Apple Pascal, 5¼" IBM MS/DOS, 8" CPM 80 SSSD, 8" CPM 86 SSSD.

**\$50**

## DBX

Blocked Keyed Data Access Module. Maintains disk files of keyed data. Can be used for bibliographies, glossaries, multi-key data base construction, and many other applications.

- Variable-length keys;
- Variable-length data;
- Sequential access and rapid keyed access;
- Single disk access per operation (store, find, delete) in most cases;
- Multiple files.

Formats: 8" UCSD SSSD, 5¼" Apple Pascal, 8" CPM 80 SSSD, 8" CPM 86 SSSD, 5¼" IBM MS/DOS.

**\$50**

## SYSTEM DEVELOPER'S PACKAGE



We offer competitive prices on NEC, Sanyo, C. Itoh, Toshiba and more. Call for a quote. And we'll also assist the integration of Subversive Software into your system. Call for consultation information.

	<i>List</i>
Sanyo MBC-555 .....	\$1399.00
Taxan KG-12N-UN .....	179.00
C. Itoh Prowriter .....	495.00
Turbo Pascal .....	49.95
Subversive Software:	
TPL, DBX, ZED, PDMS .....	400.00
Cables .....	50.00

*Total List:* ..... \$2572.50

*Our Price:* ..... **\$1999**

With Sanyo MBC-555-2, Add: **\$ 300**

With Toshiba P1351, Add: ... **\$1000**

**For more information, call 919-942-1411.**

**To order, use form below or call our toll-free number: 1-800-XPASCAL.**

See descriptions for available formats.

FORMAT

\_\_\_\_\_

\_\_\_\_\_

\_\_\_\_\_

\_\_\_\_\_

Check appropriate boxes:

PRODUCT	PRICE
<input type="checkbox"/> PDMS	\$250
<input type="checkbox"/> ZED	\$ 50
<input type="checkbox"/> TPL	\$ 50
<input type="checkbox"/> DBX	\$ 50

- System Developer's Package ..... \$1999
- w/Sanyo MBC-555-2, Add: ..... \$ 300
- w/Toshiba P1351, Add: ..... \$1000
- MasterCard  VISA  Check  C.O.D.

(Please include card # and expiration date)

Apple and Apple Pascal are trademarks of the APPLE Computer Corp. IBM and IBM PC are trademarks of International Business Machines. UCSD Pascal is a trademark of the Regents of the University of California. Osborne is a trademark of Osborne Computer. EPSON is a trademark of EPSON America, Inc. C. Itoh is a trademark of C. Itoh Electronics.

Name \_\_\_\_\_

Address \_\_\_\_\_

City \_\_\_\_\_ State \_\_\_\_\_ Zip \_\_\_\_\_



**SUBVERSIVE SOFTWARE**  
A Division of

**PASCAL AND ASSOCIATES**

135 East Rosemary Street  
Chapel Hill, NC 27514



Looking for mind stretchers?  
TRY...

# PROBLEMS FOR COMPUTER SOLUTION

Sharpen your students' minds and give them practical experience in using the computer. PROBLEMS FOR COMPUTER SOLUTION offers 90 brain teasers involving algebra, geometry, trigonometry, number theory, probability, statistics and science. Some typical examples:


- Can you find a five-digit number which when multiplied by four has its digits reversed?
- Write a program to find "Hardy's number" (the smallest integer that can be written as the sum of two cubes in two different ways).
- Program the computer to test any phrase to see if it is a palindrome (reads the same way backwards as forwards).

The student edition contains all 90 problems, seven appendices and a bibliography. The teacher's edition includes the same, plus the solutions with listings in BASIC, sample runs, and in-depth analyses explaining the algorithms and theory involved.

## PROBLEMS FOR COMPUTER SOLUTION

Student Edition:  
8 1/4" x 11",  
softbound.

Teacher's Edition:  
8 1/4" x 11",  
softbound.



### CREATIVE COMPUTING PRESS

Dept. NY6C,  
39 East Hanover Ave., Morris Plains, NJ 07950

Please send me:

\_\_\_\_\_ Copies of PROBLEMS FOR COMPUTER SOLUTIONS, *Student Edition*, at \$4.95, plus \$1.00\* postage & handling, each. #9Z

\_\_\_\_\_ Copies of PROBLEMS FOR COMPUTER SOLUTION, *Teacher's Edition*, at \$9.95, plus \$2.00\* postage & handling, each. #9Y

\*Outside the US add \$3.00 per order.

**PAYMENT ENCLOSED \$**

CA, NJ and NY STATE residents add applicable sales tax.

**CHARGE MY:** (Charge and phone orders \$10 min.)

American Express  MasterCard  Visa

Card No. \_\_\_\_\_ Exp. Date \_\_\_\_\_

Signature \_\_\_\_\_

Name \_\_\_\_\_

Address \_\_\_\_\_ Apt. \_\_\_\_\_

City \_\_\_\_\_

State \_\_\_\_\_ Zip \_\_\_\_\_

For faster service, call **TOLL FREE 800-631-8112.**  
(In NJ call 201-540-0445.)

Also available at your local bookstore or computer store.

## WordStar 3.3 *Continued from page 62*

```

ORG 057DH      ;Write marker 1
DB  BLOCK

ORG 0581H      ;Write marker 2
DB  BLOCK

ORG 0585H      ;Write marker 3
DB  BLOCK

ORG 0589H      ;Write marker 4
DB  BLOCK

ORG 058DH      ;Write marker 5
DB  BLOCK

ORG 0591H      ;Write marker 6
DB  BLOCK

ORG 0595H      ;Write marker 7
DB  BLOCK

ORG 0599H      ;Write marker 8
DB  BLOCK

ORG 059DH      ;Write marker 9
DB  BLOCK

ORG 05A1H      ;Move marked block
DB  BLOCK

ORG 05A5H      ;Copy marked block
DB  BLOCK

ORG 05A9H      ;Delete marked block
DB  BLOCK

ORG 05ADH      ;Toggle column mode
DB  BLOCK

ORG 05B1H      ;Don't know what this does, but it's in
DB  BLOCK      ; the BLOCK code, so we change it

ORG 05B9H      ;Save file and exit WordStar
DB  BLOCK

ORG 05BDH      ;Save file and done editing it
DB  BLOCK

ORG 05C1H      ;Save file and continue editing it
DB  BLOCK

ORG 05C5H      ;Abandon edit
DB  BLOCK

ORG 05C9H      ;Read from a file
DB  BLOCK

ORG 05CDH      ;Write marked block to a file
DB  BLOCK

ORG 05D1H      ;Delete file
DB  BLOCK

ORG 05D5H      ;Toggle directory on and off
DB  BLOCK

ORG 05D9H      ;Print file
DB  BLOCK

ORG 05DDH      ;Select disk drive
DB  BLOCK


ORG 05E1H      ;Copy file
DB  BLOCK

ORG 05E5H      ;Rename file
DB  BLOCK

END  PATCH33 .ASM

```





Before Johann Sebastian Bach developed a new method of tuning, you had to change instruments practically every time you wanted to change keys. Very difficult.

Before Avocet introduced its family of cross-assemblers, developing micro-processor software was much the same. You needed a separate development system for practically every type of processor. Very difficult and very expensive.

But with Avocet's cross-assemblers, a single computer can develop software for virtually any microprocessor! Does that put us in a league with Bach? You decide.

## The Well-Tempered Cross-Assembler

### Development Tools That Work

Avocet cross-assemblers are fast, reliable and user-proven in over 3 years of actual use. Ask NASA, IBM, XEROX or the hundreds of other organizations that use them. Every time you see a new microprocessor-based product, there's a good chance it was developed with Avocet cross-assemblers.

Avocet cross-assemblers are easy to use. They run on any computer with CP/M\* and process assembly language for the most popular microprocessor families.

5 1/4" disk formats available at no extra cost include Osborne, Xerox, H-P, IBM PC, Kaypro, North Star, Zenith, Televideo, Otrona, DEC.

### Turn Your Computer Into A Complete Development System

Of course, there's more. Avocet has the tools you need from start to finish to enter, assemble and test your software and finally cast it in EPROM:

**Text Editor VEDIT** -- full-screen text editor by CompuView. Makes source code entry a snap. Full-screen text editing, plus TECO-like macro facility for repetitive tasks. Pre-configured for over 40 terminals and personal computers as well as in user-configurable form.

CP/M-80 version ..... \$150  
 CP/M-86 or MDOS version ..... \$195  
 (when ordered with any Avocet product)

**EPROM Programmer** -- Model 7128 EPROM Programmer by GTek programs most EPROMS without the need for personality modules. Self-contained power supply ... accepts ASCII commands and data from any computer through RS 232 serial interface. Cross-assembler hex object files can be down-loaded directly. Commands include verify and read, as well as partial programming.

PROM types supported: 2508, 2758, 2516, 2716, 2532, 2732, 2732A, 27C32, MCM8766, 2564, 2764, 27C64, 27128, 8748, 8741, 8749, 8742, 8751, 8755, plus Seeq and Xicor EEPROMS.

Avocet Cross-assembler	Target Microprocessor	CP/M-80 Version	CP/M-86 IBM PC, MSDOS** Versions
XASMZ80	Z-80	\$200.00 each	\$250.00 each
XASM85	8085		
XASM05	6805		
XASM09	6809		
XASM18	1802		
XASM48	8048/8041		
XASM51	8051		
XASM65	6502		
XASM68	6800/01		
XASMZ8	Z8		
XASMF8	F8/3870		
XASM400	COP400		
XASM75	NEC 7500		
Coming soon: XASM68K...68000			

(Upgrade kits will be available for new PROM types as they are introduced.)

Programmer ..... \$429  
 Options include:  
 Software Driver Package -- enhanced features, no installation required.  
 CP/M-80 Version ..... \$ 75  
 IBM PC Version ..... \$ 95  
 RS 232 Cable ..... \$ 30  
 8748 family socket adaptor ... \$ 98  
 8751 family socket adaptor ... \$174  
 8755 family socket adaptor ... \$135

**G7228 Programmer by GTek** -- baud to 2400 ... superfast, adaptive programming algorithms ... programs 2764 in one minute.

Programmer ..... \$549

Ask us about Gang and PAL programmers.

**HEXTRAN Universal HEX File Converter** -- Converts to and from Intel, Motorola, MOS Technology, Mostek, RCA, Fairchild, Tektronix, Texas Instruments and Binary formats.

Converter, each version ..... \$250


### Call Us

If you're thinking about development systems, call us for some straight talk. If we don't have what you need, we'll help you find out who does. If you like, we'll even talk about Bach.

**CALL TOLL FREE 1-800-448-8500**  
 (In the U.S. except Alaska and Hawaii)

VISA and Mastercard accepted. All popular disc formats now available -- please specify. Prices do not include shipping and handling -- call for exact quotes. OEM INQUIRIES INVITED.

\*Trademark of Digital Research \*\*Trademark of Microsoft



**AVOCET SYSTEMS INC.™**

**DEPT. 984-M**  
**804 SOUTH STATE STREET**  
**DOVER, DELAWARE 19901**  
**302-734-0151 TELEX 467210**



# Super assemblers plus the world's largest selection of cross assemblers!

## **Z-80 Macroassembler \$49.50**

**Power for larger programs!** This 2500AD macroassembler includes:

- Zilog Z-80 Macroassembler (with the same powerful features as all our assemblers)
- powerful linker that will link up to 128 files. Com files may start at any address
- Intel 8080 to Zilog Z-80 Source Code Converter (to convert all your Intel source to Zilog Syntax in one simple step)
- COM to Hex Converter (to convert your object files to Hex for PROM creation, etc.)
- 52 page User Manual

## **8086/88 Assembler with Translator \$99.50**

**Available for MSDOS, PCDOS, or CPM/86!** This fully relocatable macro-assembler will assemble and link code for MSDOS (PCDOS) AND CPM/86 on either a CPM/86 or MSDOS machine. This package also includes:

- An 8080 to 8086 source code translator (no limit on program size to translate)
- A Z-80 to 8086 translator
- 64 page user manual
- 4 linkers included:
  - MSDOS produces .EXE file
  - CPM/86 produces .CMD file
  - Pure object code generation
  - Object code and address information only

Linker features:

- Links up to 128 files
  - Submit mode invocation
  - Code, Data Stack and extra segments
  - Handles complex overlays
  - Written in assembly language for fast assemblies.
  - MICROSOFT .REL format option
- CIRCLE 34 ON READER SERVICE CARD**

## **Z-8000 Cross Development Package \$199.50**

**Instant Z-8000 Software!** This package allows development and conversion of software for the Z8001, 8002, 8003 and 8004 based machines on a Z-80, Z-8000 or 8086 machine. This powerful package includes:

- a Z-80/8080 to Z-8000 Assembly Language Source Code Translator
- Z-8000 Macro Cross Assembler and Linker

The Translators provide Z-8000 source code from Intel 8080 or Zilog Z-80 source code. The Z-8000 source code used by these packages are the unique 2500AD syntax using Zilog mnemonics, designed to make the transition from Z-80 code writing to Z-8000 easy.

## **All 2500 AD Assemblers and Cross Assemblers support the following features:**

**Relocatable Code** — the packages include a versatile Linker that will link up to 128 files together, or just be used for external reference resolution. Supports separate Code and Data space. The Linker allows Submit Mode or Command Invocation.

**Large File Handling Capacity** —the Assembler will process files as large as the disk storage device. All buffers including the symbol table buffer overflow to disk.

**Powerful Macro Section** — handles string comparisons during parameter substitutions. Recursion and nesting limited only by the amount of disk storage available.

**Conditional Assembly**—allows up to 248 levels of nesting.

**Assembly Time Calculator**—will perform calculations with up to 16 pending operands, using 16 or 32 Bit arithmetic (32 Bit only for 16 Bit products). The algebraic hierarchy may be changed through the use of parentheses.

## **Include files supported—**

**Listing Control**—allows listing of sections on the program with convenient assembly error detection overrides, along with assembly run time commands that may be used to dynamically change the listing mode during assembly.

**Hex File Converter, included** —for those who have special requirements, and need to generate object code in this format.

## **Cross reference table generated—**

## **Plain English Error Messages—**

System requirements for all programs: Z-80 CP/M 2.2 System with 54k TPA and at least a 96 column printer is recommended. Or 8086/88 256k CP/M-86 or MSDOS (PCDOS).

## **Cross Assembler Special Features**

**Z-8**—User defined registers names, standard Zilog and Z-80 style support. Tec Hex output option.

**8748**—standard Intel and Z-80 style syntax supported.

**8051**—512 User defined register or addressable bit names.

**6800 Family**—absolute or relocatable modes, all addressing modes supported. Motorola syntax compatible. Intel Hex or S-Record format output.

**6502**—Standard syntax or Z-80 type syntax supported, all addressing modes supported.



**8086 and Z-8000 XASM includes Source Code Translators**

	Z-80 CP/M®	ZILOG SYSTEM 8000 UNIX	IBM P.C. 8086/88 MSDOS	IBM P.C. 8086/88 CP/M 86	OLIVETTI M-20 PCOS
8086/88 ASM			\$ 99.50	\$ 99.50	
8086/88 XASM	\$199.50	\$750.00			\$199.50
80186 XASM <i>new</i>	199.50	750.00	199.50	199.50	199.50
16000(all) XASM <i>new</i>	199.50	750.00	199.50	199.50	199.50
68000 XASM <i>new</i>	199.50	750.00	199.50	199.50	199.50
Z80000 XASM <i>coming soon</i>	199.50	750.00	199.50	199.50	199.50
Z-8000™ ASM		750.00			299.50
Z-8000 XASM	199.50		199.50	199.50	
Z-800 XASM <i>coming soon</i>	199.50	750.00	199.50	199.50	199.50
Z-80 ASM	49.50				
Z-80 XASM		500.00	99.50	99.50	99.50
Z-8 XASM	99.50	500.00	99.50	99.50	99.50
6301(CMOS) <i>new</i>	99.50	500.00	99.50	99.50	99.50
6500/11 XASM <i>new</i>	99.50	500.00	99.50	99.50	99.50
6502 XASM	99.50	500.00	99.50	99.50	99.50
65CO2(CMOS) XASM <i>new</i>	99.50	500.00	99.50	99.50	99.50
6800,2,8 XASM	99.50	500.00	99.50	99.50	99.50
6801,03 XASM	99.50	500.00	99.50	99.50	99.50
6804 XASM <i>new</i>	99.50	500.00	99.50	99.50	99.50
6805 XASM	99.50	500.00	99.50	99.50	99.50
6809 XASM	99.50	500.00	99.50	99.50	99.50
8748 XASM	99.50	500.00	99.50	99.50	99.50
8051 XASM	99.50	500.00	99.50	99.50	99.50
8080 XASM	99.50	500.00	99.50	99.50	99.50
8085 XASM	99.50	500.00	99.50	99.50	99.50
8096 XASM <i>new</i>	99.50	500.00	99.50	99.50	99.50
1802 XASM	99.50	500.00	99.50	99.50	99.50
F8/3870 XASM	99.50	500.00	99.50	99.50	99.50
COPS400 XASM	99.50	500.00	99.50	99.50	99.50
NEC7500 XASM	99.50	500.00	99.50	99.50	99.50
NSC800	99.50	500.00	99.50	99.50	99.50

**Subtotal**    \$ \_\_\_\_\_    \$ \_\_\_\_\_    \$ \_\_\_\_\_    \$ \_\_\_\_\_    \$ \_\_\_\_\_

Name \_\_\_\_\_  
 Company \_\_\_\_\_  
 Address \_\_\_\_\_  
 City \_\_\_\_\_ State \_\_\_\_\_ Zip \_\_\_\_\_  
 Phone \_\_\_\_\_ Ext. \_\_\_\_\_  
 Make and model of computer system \_\_\_\_\_  
 C.O.D. (2500AD pays C.O.D. charges)  
 VISA or MasterCard #, Exp. Date (mo./yr.) \_\_\_\_\_  
 Signature \_\_\_\_\_

**TO ORDER.** Simply circle the product or products you want in the price columns above, enter the subtotal at the bottom of that column and add up your total order. Don't forget shipping/handling.

**Check one:**  
 8" Single Density  
 5 1/4" Osborne  
 IBM P.C.  
 Cartridge Tape  
 Apple (Softcard)  
 Kaypro DSDD  
 other formats available, please call!

shipping/handling (\$6.50 per unit, \$20.00 per unit for Int'l. airmail) \$ \_\_\_\_\_  
**Total \$** \_\_\_\_\_  
**Total Order \$** \_\_\_\_\_  
CPM is a registered trademark of Digital Research, Inc.

#211

# 25004D SOFTWARE INC.

17200 E. Ohio Drive, Aurora, CO 80017, 303-752-4382 TELEX 752659/AD



---

# The AT&T 6300 Micro —

---

# It's More than a Clone

**An in-depth  
review of the  
new AT&T entry**

by Hank Kee

---

**T**here is an old adage, "If it works, don't fix it." But competition is never far behind when you are the leader. Or, as Satchel Paige put it: "Never look back, someone may be gaining on you."

On June 26th of this year, AT&T announced with fanfare the Model 6300 PC. The news media had, prior to the announcement, reported it to be just another pretty clone. Some had predicted a possible demise of the product. But these rumors of an early death are gross exaggerations based on unconfirmed pre-release information.

The Model 6300 is manufactured by Olivetti for AT&T, and has a smaller footprint than the IBM PC. The system unit differs from that of the IBM PC in a number of very important, if less than obvious, ways. First, the system board is a big mother containing up to 256K of memory in the first two rows of memory chips (64K chips soldered into position). At a future date it will be possible to populate the third and fourth rows (which are socketed) with 64K chips, 256K chips, or an intermix of both. Currently, separate memory expansion

boards are being delivered to bring the total memory space to 640K.

Second, the motherboard has the following *standard* items: a built-in clock and calendar with battery backup; a built-in diskette drive controller; an 8MHz 8086 microprocessor with a DIP socket for an 8087 coprocessor; one parallel port and one serial port.

Third, there are five 8-bit data bus connector slots and two 16-bit data bus connector slots to provide facilities for expansion. An eighth expansion connector is used for the dual mode display adapter. This connector and the other two 16-bit bus connectors each have two sockets per slot, somewhat resembling the Multi-bus board structure. The slot used by the display adapter is located at the edge of the motherboard. The 16-bit slots could be used for boards with an 8-bit data bus, provided that these stand clear of the second socket.

A close examination of the AT&T PC system board layout reveals an empty DIP socket adjacent to the 8250 I/O chip; this socket is reserved for future I/O enhancements. The ROM bootup routine examines the system for equipment availability before turning control over to the disk operating system. This procedure eliminates the nuisance of having to reset memory and drive configuration switches (including selection of hard disk drives) each time an option-



al function card is either inserted or removed. This makes the time required for cold boot considerably shorter than on the IBM PC.

No space is allocated for the addition of Basic ROM's. GW Basic is supplied on the system diskette; it appears to be a fully functional Basic, compatible with GW Basic as supplied for the IBM PC. As in the latter version, the undocumented SHELL command is included. The IBM Basic (of which GW Basic is a clone) traps MS-DOS function calls so that you cannot address screen and cursor control sequences via the operating system. GW Basic for the AT&T 6300 also traps function calls in the same way. Oh, well—if you want a clone system, you can't ask for more; you have to accept the deficiencies as well as the good features.

The system unit accommodates two half-height Toshiba floppy diskette drives or one floppy drive with a half height 10M fixed disk. The Toshiba diskette drives are very quiet and are properly shielded inside the system chassis. They are somewhat unconventionally placed, drive B: being located at the top and drive A: at the bottom.


A reset switch for cold boot restart is located on the lower front right hand side of the unit. Pressing this switch is much more convenient than turning system power off and on again when keyboard interrupt is lost; it also causes less wear on the PC since it eliminates the electrical surges caused by interruption of the 115VAC supply.

A detachable keyboard with three adjustable positions plugs into the system unit; it may also be plugged into the display unit, thereby minimizing the tangling of wires. The appearance and layout are similar to those of the IBM keyboard, except that LED lamp indicators have been added for NUM LOCK and CAPS LOCK. The responsive touch of the keyboard is similar to that of the IBM keyboard. The difference is that the Model 6300 keycaps are not sculptured—for the touch typist this may create a problem. To the rear right of the keyboard is a connector for either a joystick or a mouse.

AT&T offers a dual mode monochrome/color display adapter. The color resolution, with a modified operating system (supplied separately), is 640 x 400 pixels. The Model 6300 can be booted up with the standard IBM PC-DOS offering and runs without difficulty. The anti-glare display screen has a green phosphor capable of displaying graphics in monochrome. The display unit is mounted on a tilt and swivel base. Unlike the IBM PC, there is no flickering when scrolling in the 80-column color mode. The blinking of the

IBM color monitor screen during scrolling has been a major annoyance.

With the exception of Context MBA (which requires the UCSD operating system) and programs dependent on the IBM Basic tokens, all available software seems to run without discernible differences other than speed. The Model 6300, with its faster internal clock, is quite noticeably more processor-efficient than the IBM PC when



## The 6300 cold boot takes considerably less time.

working with such applications as large LOTUS spreadsheets.

A context switch software option (available at an additional cost of \$100) allows the user to suspend one task and initiate another. The primary purpose of this is to switch the mode of the 6300 from operation as a self-contained workstation to operation as a remote terminal of a 3Bx UNIX machine or vice versa, without loss of data.

A PC-Interface option board is available to link both Model 6300s and IBM PCs to a machine of the AT&T 3B Series in a LAN providing virtual diskette storage access. Peripherals attached to the 3B system can also be shared across the network. A PC user signs onto the 3B system as a UNIX 4400 terminal. Each PC terminal user signs onto the 3B system by entering user-ID and password. At setup time, file attributes can be defined to match user-ID.

The AT&T 3B Series are UNIX-based and are intended for office auto-

mation use. Rather than introduce another office automation software system, AT&T plans to market PC software that is written in C and ported onto the 3B Series. To many PC users, this permits upward extension of processing capability as the PC grows in system requirements. This is a welcome offering. Software systems available at press time are Ashton-Tate's dBASE II, Microsoft's MultiPlan and Microsoft's Word. Digital Research is currently migrating their software development systems onto C. This will serve to quickly expand the base of software for an office automated operating environment with PC-developed application programs.

The press has, in general, given the 6300 a very cool reception, probably because of a deplorable lack of understanding of the 6300's place in AT&T's overall plans. One major complaint is that the 6300 is "just another IBM PC clone" because it is only an MS-DOS or PC-DOS system rather than being UNIX-based. If it had been UNIX-based, the complaint would have probably been a lack of software. And far too little weight has been given to the features that give the 6300 both a cost and a functionality edge over the IBM: the standard 256K of memory, clock/calendar, and parallel and serial output ports; the 16-bit bus; and the context switch option.

Will the Model 6300 make it on the marketplace? I think it will. Having had the opportunity to put an AT&T-supplied demonstration unit through its paces since announcement date, I am impressed with the system. The list cost of a Model 6300 with 128K, two diskette drives and a dual mode display adapter and display is \$2745. There is value added in that a complete system can be purchased in which there is dependence on only a single vendor. To many corporations, any requirement for maintenance by multiple vendors is a major (and threatening) issue. Over 60% of IBM PC's and over 85% of IBM XT's sold today are in the corporate environment, mainly because of single-vendor maintenance of the complete system. The issue of maintenance is not trivial, even for the single user—and where many systems are involved the nuisance of multiple vendor maintenance grows geometrically rather than linearly.

The Model 6300's ability to accommodate future 16-bit bus architecture is a major plus. Functionally, this machine appears to be near 100% PC-DOS compatible. A faster processor clock improves efficiency of compute-bound jobs. The hardware clock/calendar with battery backup automatically updates the system clock, thereby eliminating



**GET "C" APPLICATIONS OFF TO A FLYING START  
WITH**

**C-TREE™**

**RECORD MANAGEMENT  
SUBSYSTEM**

- Advanced B+ Tree Structure
- Very Fast And Efficient
- Unlimited # Of Keys
- Keys May Be Duplicate, LIFO/ FIFO, Modifiable
- Record Locking Calls
- Random And Sequential Access
- Utilities To Add/Delete Keys And Fields, Rebuild Files
- Error Processing Interface
- Stores Data Dictionary In File

**C-SORT™**

**SORT/SELECT/MERGE  
SUBSYSTEM**

- Advanced Quick/Tournament Combination Sort
- Sort C-Tree Or Sequential Files
- Automatically Uses All Available Memory, And Merges On Disk
- Sorts On Up To 50 Fields Or Partial Fields; Unlimited Number Of Selection Criteria
- Creates Tag (Index) Sorting File, Leaves Original File Intact

**ordering information**

**SINGLE UNIT OBJECT LICENSE**

\$99 per program plus shipping.  
Format 5¼ Disk MS-DOS  
Compatible Linkable 8086-file format modules for Lattice-C or Microsoft-C Compilers, others soon. Complete documentation.

**SOURCE CODE LICENSE**

\$249 per program plus shipping (single unit). "C" Source Code is well documented. Allows modification to suit application. Credit allowed for object license.

**MULTIPLE COPY LICENSE**

Multiple copies of object code or source code derivatives may be made with this license at a very low unit cost.

**AccuData Software™**  
Dept. M-9  
P.O. Box 6502  
Austin, Texas 78762

**Telephone Orders Accepted**  
Visa/Mastercard  
(512) 476-8356

CIRCLE 30 ON READER SERVICE CARD

**Model 6300**

*Continued from page 69*

the need to enter date and time on cold boot, and ensuring accuracy of file date/time stamping.

Moreover, the availability of a high-resolution color adapter compatible with the IBM color adapter provides additional functionality. We have also found that a number of add-on cards for the IBM PC work in the 6300 without any problems.

IBM may have created a de facto standard for personal computing by providing the technical umbrella. But clone units can gain market share merely by offering value-added functions. A primary example of this is the Compaq, which offers a dual mode display system: now we have a major competitor on the market presenting a virtual IBM clone with substantial value-added enhancements.

For more information, please contact *AT&T Information Systems, 2 World Trade Center, New York, NY 10048; (212) 839-7433.*

CIRCLE 283 ON READER SERVICE CARD

*Hank Kee, 42-24 Colden St., Flushing, NY 11355*


**NOT ONLY ANOTHER TECHNOLOGICAL BREAKTHROUGH  
BUT ALSO EASY TO USE AND TO INSTALL**

Modems are the most important device used to link two products together through ordinary telephone lines at miles apart. The INCOMM STARCOM, a 300/1200 bps Auto Dial, Auto Answer, Auto Log On modem was introduced to

link two high speed devices together with having absolutely NO knowledge of computers or communications in general. Anybody can install and operate the STARCOM Family in a few minutes.

- STARCOM is a 300/1200 bps Auto Dial/Auto Log On/Auto Answer Modem.
- OSCOM is a 300/1200 bps Auto Dial/Auto Log On/Auto Answer with Osborne (TM) Computer Software (included) modem.
- COMSOFT is a communication software package.
- OEM MODEM BOARD is also available for custom installation.

**NEW  
STARCOM  
300**



STARCOM  
300  
**\$199.**

THE  
STARCOM  
**\$450.**



**SMALL!**  
Compare to  
size of ball  
point pen

**STARCOM 300 HAS  
ALL THE FEATURES  
OF STARCOM, EXCEPT  
IS 300 BPS ONLY**

**FREE \$150.00 value subscrip-  
tion to Official Airlines Guide  
with purchase of each Starcom  
or Oscom.** Get immediate electronic  
access to airline fare and schedule  
info. OAG Electronic Edition can save  
you at least 30% on most business  
trips and could save you thousands  
of dollars annually!

**DEALER INQUIRIES  
INVITED**  
(312) 459-8881  
or 1-800-323-2666

**INCOMM**

115 N. WOLF RD. WHEELING, IL 60090

**SO COMPACT:**  
Only 1¼" x 6½" x 7½" 1.5 lbs.  
Fits in your coat pocket!

CIRCLE 26 ON READER SERVICE CARD



**ANNOUNCING CREATIVE COMPUTING's 1984**

# **BUYER'S GUIDE**

## **TO PERSONAL COMPUTERS & PERIPHERALS**

### **ADVICE YOU CAN TRUST ON SELECTING PERSONAL COMPUTERS, PERIPHERALS AND ELECTRONIC GAMES**

Unless you have the memory of a computer there's no way you can keep track of all the games, programs and peripherals available for your computer. And even if you could, you'd still have a problem figuring out what's best for your needs and how to get the most for your money.

That's why you need the *1984 Buyer's Guide to Personal Computers & Peripherals*. It's a comprehensive collection of product reviews and consumer-oriented shopping advice put together by the experts at *Creative Computing* magazine.

You'll get a rundown of what's new on the market. Analysis of new product performance, reliability, operation, applications, cost—even what kind of repair service you can

expect. Easy-to-understand comparisons between different models. Tips on bugs and design problems. Plus "inside" information you won't get from manuals or sales people.

Plug into the *1984 Buyer's Guide to Personal Computers & Peripherals* and find out what's hot in...

- Personal computers
- Pocket-sized computers
- Telecomputers
- Disk drives
- Memory expanders
- Word processors
- Dot matrix printers
- Electronic games
- Video game cartridges
- Joysticks and paddles
- Game port extenders
- Color graphics boards
- Speech synthesizers
- Do-it-yourself kits
- And more

You may even discover that you need *less* equipment than you think. The *1984 Buyer's Guide to Personal Computers & Peripherals* helps you avoid overbuying by showing you how to customize your current system.

What else does the *1984 Buyer's Guide to Personal Computers & Peripherals* give you? Book reviews, glossaries of new terms, evaluations of batteries for electronic games and calculators, and lots of other useful information.

Don't buy until you've consulted the *1984 Buyer's Guide to Personal Computers & Peripherals!* Order your copy today.



Send to: **Creative Computing Buyer's Guide**  
CN 1914, Morristown, NJ 07960

FD8F

**Yes!** Please rush me Creative Computing's *1984 Buyer's Guide to Personal Computers & Peripherals*. Enclosed is my check or money order for \$3.95 plus \$1 for postage and handling.

Mr./Mrs./Ms. \_\_\_\_\_ (please print)

Address \_\_\_\_\_

City \_\_\_\_\_

State \_\_\_\_\_ Zip \_\_\_\_\_

Please make check payable to Creative Computing Buyer's Guide. CA, NJ and NY State residents please add applicable sales tax. Price outside U.S.A. is \$6.



---

# DEC PRO/350: A Mini in Micro-Fleece

**A powerful  
microcomputer  
for system  
development**

by David Fournier

---

**T**he secret is out. There are those who have claimed that the DEC Professional series represents a major advance in professional microcomputer development systems. This can only be true if the DEC Professional 350 is, in fact, a microcomputer. However, it is easy to see that this is all a hoax. The DEC Professional is really a minicomputer in disguise.

The fact that the PRO/350 sits on a desk top, has a user-friendly menu-driven operating system, and is priced competitively with some of the better microcomputers may fool the unsophisticated user into believing that this is a microcomputer. But once you have seen its computing power, realized that the menu structure is merely a disguise for its RSX-11M-PLUS multitasking operating system, used a few of your favorite programs from the PDP-11, and seen its extensive documentation, you will realize that you are getting the power and professional support that you have come to expect from minicomputers, but for the price of a microcomputer.

#### **Packaging**

The basic system is composed of three units: a system unit, a monitor, and a detached keyboard. The system unit contains the two floppies and the Winchester hard disk, in addition to the CPU, memory, and other system options. Its physical size gives evidence of the amount of hardware inside. It is able to be used as a desktop unit, if you have a large desk (the unit is 22" long x 14.3" wide x 6.5" high) or it can be stood on its side under a table if you buy the optional floor stand.

In either orientation, the system power switch and the two floppy disk drive doors are easily accessible. Moreover, the rocker switch for the power is recessed so that you do not have to worry about kicking it if you do stand it under your desk.

Access to the internal card cage for adding options is rather easy. The case has two latches, one on either side, which allow the cover to be lifted off easily. Inside is a fairly crowded but well-laid-out space. Everything is separately enclosed in sturdy metal protective coverings and grills, and all sections are mounted in a modular fashion for easy replacement. In fact, it is already practically a legend that no tools are required for either assembly or disassembly of the PRO/350.

At first glance, the card cage itself



resembles a fortress. It is entirely enclosed in metal, with only a single grill on the side even vaguely movable. However, this is all the access needed. The cards are mounted in an unusual way, which allows them to attach along their bottom edges, but still be easily removable from the side. Each card has a lever that can be pulled out and rotated 90° to free the card easily from its connector; then the lever serves as a handle to slide the card out of the cage. After initial shock at the appearance, I found the cards extremely easy to deal with. Reputedly, early units had transient failures caused by a tendency for this type of connection to loosen, but more recent units have a change that fixed this.


The detached keyboard is extremely large, with separate areas for standard alphanumeric, cursor keys, numeric keypad (also used as special functions for editing), and six separate groups of special function keys. The alphanumeric portion has a layout that is fairly standard. The only annoying factor was that the '<' and '>' keys were on a single key between the 'Z' and the Shift keys, rather than in their accustomed places above the comma and period. However, there is a good reason for this, as it eliminates the common problem of typing periods and commas with the shift depressed and getting something else. The feel of the keys for typing is fine. Keyclick was selectable on or off under setup menu control.

The CRT text display has many features selectable under control of the setup menu. These are accessible from the menu at any time via the Set-up function key and, include 80 or 132 columns x 24 rows, color or monochrome, normal or reverse video, configurable tab stops, selectable smooth scrolling, and other features. Taken together, the display, keyboard, and setup menu emulate a VT102 terminal, including the printer port option features.

The only problem I had with the display had to do with its color modes. If the system has a color monitor, it defaults to a tiring white-on-black color scheme. This can be defeated by selecting monochrome operation on the setup menu, in which case you get a very eye-pleasing green-on-black color scheme. Combined with its well-formed text characters, this makes a terminal that is easy to use for long periods of time.

The drawback is that in this mode, color cannot be displayed even by graphics programs. All graphics appear in green on black. And if you start run-

ning an applications program that requires color, you cannot then change back to color mode, since the terminal



## PRO/350 gives you the power and support you'd find in a mini.

setup menu is not available from inside an application. The other approach, leaving the monitor always in color mode and setting the default foreground and background colors used by the menus to green on black, also does not work. Every time the application returns to the menus, it restores the original glaring white on black. The result was that I found myself using it in monochrome mode most of the time and to switching to color just before entering any color application, which was extremely tedious.

### Hardware and options

The basic PRO/350 system comes equipped with a 16-bit F11 CPU chip set, graphics and text display interfaces capable of generating 960 x 240 pixel resolution monochrome graphics (or 24-row x 80- or 132-column text), 512K of system memory, two 400K floppy disk drives, and two RS-232/RS-423 serial ports (a communications and a printer port).

The CPU chip set is the same as that running in the PDP-11/23, 23+, 24, and the Micro/PDP-11, giving the PRO/350 unusually high processing power for a single-user system. It also has several features, such as memory

management and hardware floating-point support, that are not very common in the microcomputer field.

Additional required hardware includes the keyboard and monitor. In addition to monochrome monitors in white, green, and amber, an RGB monitor is available for color graphics. This extremely high-quality analog RGB monitor sells for only \$950 as a result of DEC's high-volume purchasing discounts from the original manufacturer.

Winchester hard disks are available in either 5 or 10 MB sizes, installed internally. Many software options require a hard disk, including the native toolkit described below. In fact, most of what is described below is not possible without it. This uses up one of the PRO/350's three available expansion option slots.

Adding an option called the extended bit-map option allows graphics to be displayed in the same 960 x 240 resolution, but in up to eight simultaneously displayed colors out of a palette of 256. This uses up another of the PRO/350's three expansion slots.

Other expansion options include a realtime interface module that has an IEEE port, two serial ports and a parallel port; memory expansion in 256K units up to 1 MB; and an additional CPU board to allow CP/M program execution. Obviously not many of these can be added to a system that has only three expansion slots.

The system reviewed had the hard disk, extended bit-map option, and the color monitor.

System integrators may be interested in a few other options. DECnet and Ethernet are both supported. DECnet, in fact, is supported in the operating system in the form of node names as part of a file or device specification to allow transparent network operations. Additional software is still required to enable operation, however. Ethernet support software is also available. This allows the PRO/350 to be interfaced to many large systems, especially DEC's own line of minicomputers and mainframes, far more easily than are most microcomputers. This could lead to much faster development time and greater flexibility in configuring large networking systems for business or financial applications.

Also, an option called IVIS for \$4575 adds a videodisc interface that allows videodisc images, both frames and full-motion video, to be displayed on the normal PRO/350 color monitor in bet-



## DEC PRO/350

*Continued from page 73*

ter-than-broadcast quality. All of the features of the videodisc player, including fast and slow motion and freeze frame, as well as addressability of the entire disc, are under complete program control. Furthermore, graphics and text generated by the PRO/350 can be overlaid over the video images on the screen.

This allows full interactive design that uses combined programming and videodisc capabilities to produce remarkable products. The applications stressed by DEC are primarily educational and training courses. In fact, DEC uses these systems in its own internal training. Other applications include informational systems such as in museums, or interactive ordering systems for automobiles, real estate, or other large items. Certainly the technology will spawn new types of applications as yet nonexistent.

The price mentioned above gives you only the videodisc electronic interface. In addition, DEC offers complete systems with integrated software support for IVIS development, at prices ranging from \$16,600 to \$18,600, depending on whether you want the DECTouch touch-screen capability as well. Beyond even this, DEC offers a software package for the VAX called VAX PRODUCER for designing courseware to be run on an IVIS.


### Software

The PRO/350 is available with a wide variety of operating systems. Those supported by DEC include P/OS, RT11, and the UCSD p-system. In addition, VenturCom offers Venix, a version 7 implementation of Berkeley UNIX. The system reviewed here had only P/OS.

P/OS, the standard operating system for the PRO, is a menu-driven operating system running under a version of RSX-11M-PLUS. The system is rather unusual, in that the system boots up and is self-contained within a menu system sufficient for most user needs, but has a command language available as an applications program from the menus.

The menus are well organized and very easy to use. Choices can be made in several ways. All menus are vertically oriented lists of choices, with an arrow indicating the current selection (initially, the arrow is located above the first choice, pointing to nothing). Within each selection, a key word or phrase is highlighted. Selections can be made by using the up and down arrow keys on the cursor keypad to move the selector arrow next to the desired choice. Alter-

natively, typing the first few characters of any of the bold phrases will also move the selector arrow to a choice as soon as the typed characters unambiguously indicate that choice. In most cases, this is a single character. Errors from type-ahead are avoided by rejecting any char-



**The system unit contains two floppies with a hard disk option.**

acter not part of a valid key phrase.

Some menus have more selections than fit on a single page, or rarely used options that would only clutter the screen in most circumstances. These are denoted by a prompt which states that additional options are available, and are accessed by hitting a key called Additional Options.

Help is generally available via the Help key. Except in some applications, it is generally not context sensitive. The menu structure accessed by Help provides a list of topics that greatly resembles the structure used to access those topics from the main screen. Help is always exited with the Resume key, which returns the user where he started.

The menu system makes extensive use of the special keys on the keyboard, which, in general, is a good thing. After a short period of learning where all the special keys were, I found it refreshing that exiting a menu always required the Exit key. Resuming operation after requesting help always required the Resume key. Asking the computer to act on a selection always required the Do key. In fact, the system will generally take either Return or Enter in place of Do, but I tried to avoid the confusion

arising in cases where it did not—and besides, the Do key was usually nearer and more convenient.

Within the menu system, you have access to most of the functions you would ever need. You can do standard file maintenance activities, including changing directories, backing up files to floppy, and copying floppies; you can print files and install, remove or run applications programs from the hard disk.

The PRO/350 has the same command line interpreter, called the Digital Command Language (DCL), that runs on other RSX-11M-PLUS systems. P/OS comes equipped with a subset of this language, which can be installed as an application. Purchasers of the Native Tool Kit described below get a complete version.

DCL gives the user the full command language structure normally available on RSX-11M-PLUS. As this is a sophisticated multitasking operating system, its command language needs to be powerful and flexible, and it is both. Fortunately, it is also easy to use.

### The Native Tool Kit

If you wish to develop your own application programs for the PRO/350 and do not happen to own a PDP-11 or VAX, you need to buy the Native Tool Kit. For only \$295, this has to be one of the best bargains in the industry. In addition to a full implementation of the DCL command language, you get the Macro-11 assembler and a whole host of utilities that you would pay a fortune for on other systems.

The full version of DCL provided with the tool kit includes standard file maintenance operations with far greater flexibility than is usually available on microcomputers. It includes commands to suspend, resume, and abort tasks and alter their priorities; commands to install, remove and run applications, including the ability to schedule them to run at specific times or after specific intervals; commands to run tasks or commands in background, to query system resources and status in many ways, to create logical names and assign them to devices, and to perform many other functions.

In addition, the tool kit comes with many of the following standard utilities, with which RSX users will be familiar:

DIFFERENCES allows files to be compared, with many options to allow certain types of differences to be ignored, or to change the criteria for how much must match before the contents are again considered the same. The differences can be stored optionally in a format that another utility, EDIT/SLP (pronounced "slip," for Source Language Input Program), can use to regen-



erate a later version of the file from the original and the file of differences. This may not seem very useful at first, but it forms the basis of DEC's standard system of maintaining, distributing, and installing software updates on its mini-computers. Although this method is not actually used by DEC to update releases of P/OS, it provides a powerful applications function for the user.

DUMP allows files to be dumped in a variety of forms, including various formats which decode the file system information stored in the file headers of each file. This can be important, since P/OS uses RMS file structures and can handle many file formats and attributes, including sequential, relative, and indexed file structures, fixed and variable record lengths, and many other attributes. The CONVERT utility allows files to be converted among these many formats.

EDIT would be familiar to DEC users as EDT, a full-screen text editor with a separate command line mode, on-screen help, extensive configuration and redefinition abilities (which can be initialized from separate setup files to allow differently configured editors for different applications), and edit command procedure execution abilities

which allow sophisticated text processing programs to be written as EDT command files. Despite all this power, EDT is very easy to use for those who merely want to do some standard editing, and it is possible to learn the advanced features one at a time, as you need them. Of

## The PRO/350's memory management uses overlays to great effect.

the dozens of text editors I have used, EDT is my personal favorite, with no reservations.

EDIT/PROSE is an applications program that allows access to the PROSE editor supplied with P/OS. This is a much simpler editor, with far

less flexibility than EDT. One of its main virtues is that its functions can be called by applications programs, as described below.


LIBRARY allows the user to create and maintain his own library files containing elements of many types. Several of these types can be automatically searched by various of the system programs provided. For example, macro libraries will be automatically searched by the assembler if specified in the command line. Similarly, the linker will search object module libraries.

LINK is another name for the standard RSX Task Builder, here called the Professional Application Builder. This is both the most powerful linker I have ever used, and one of the most difficult. To make things easier for the PRO/350 user, DEC has provided a command file called PROBLD which will build all of the files needed to link and install a simple task. If you do nothing fancy, there is no further work, and if you are only a little fancy, you can just do very simple edits to these files.


The main reason you need such a powerful applications builder is that the PRO/350 can address only 64K of memory at any one time. However, its memory management allows overlays

# SATISFY YOUR DRIVES!



## 70 MAIN/FRAMES & DISK ENCLOSURES FROM \$100



**800D2F**  
5" Floppy Main/Frame  
(10 cards) **\$392**



**2215**  
5" Floppy Winchester  
Main/Frame  
(7 cards) **\$380**



**2905**  
5" Disk Enclosure **\$100**



Write or call for our brochure which includes our application note: "Making micros, better than any ol' box computer"


CIRCLE 49 ON READER SERVICE CARD

**INTEGRAND**


8620 Roosevelt Ave./Visalia, CA 93291  
209/651-1203

We accept BankAmericard/Visa and MasterCard





# 26 REASONS TO SUBSCRIBE TO



Your subscription will bring you 26 big issues every year of the most up-to-date facts and technological breakthroughs that affect you and your IBM or compatible personal computer. 26 big issues of *PC* delivered to your door AT UNBELIEVABLE SAVINGS!

Every other week you'll get a library of professional insights including latest coverage of newly-released hardware and peripherals. You'll find timely information on innovations in programming, applications and networking. You'll communicate with professionals and users like yourself and get reviews of new software packages, some before they even hit the shelves.

You can subscribe to *PC*, The Independent Guide To IBM Personal Computers for as little as \$1.02 an issue! Use the attached card or the coupon at right TO SUBSCRIBE TODAY!

**GET THE MOST UP-TO-DATE INFORMATION FOR YOU AND YOUR PC WITH *PC*, 26 TIMES A YEAR!**

**26 SUBSCRIBE TO**

P.O. BOX 2443 • BOULDER, CO 80322

**26**

**YES**, Please enter my subscription to *PC* for:

26 issues (one year) for only \$29.97...**LESS THAN \$1.16 A COPY!**

52 issues for only \$52.97...**LESS THAN \$1.02 A COPY!**

Full one-year subscription price \$34.97. Single copy price \$2.50.

Mr./Mrs./Ms. \_\_\_\_\_ please print name in full PC8Z011

Company \_\_\_\_\_

Address \_\_\_\_\_

City \_\_\_\_\_ State \_\_\_\_\_ Zip \_\_\_\_\_

**Check one:**  Payment enclosed  Bill me later

**Charge my:**  American Express  Visa  MasterCard

Card No. \_\_\_\_\_ Exp. Date \_\_\_\_\_

Add \$52 a year for postage to Canada and all other foreign countries. Please allow 30 to 60 days for delivery of first issue.



## DEC PRO/350

*Continued from page 75*

to be used to great effect. Most of the available system libraries used by a task, for example, are permanently resident somewhere in the PRO/350 system memory of 512K or more. These are all shared in a single area of your 64K task image by using the memory management hardware support to swap libraries in and out as needed. Similarly, user programs can create overlays to allow task image sizes greater than 64K; the extra code can then remain resident in another block of memory, or can be loaded from disk. All this allows programs that are much larger than 64K and use many system resources to run in 64K without much overhead. However, the penalty is that structuring large applications overlays and resident libraries can be a lot of work.

### Program support

Even this impressive list of commands and utilities is not nearly the end of the support you receive for the \$295 tool kit price. In addition, you get support at the programming level in many ways. For instance, you get the full capabilities of the RMS file system for handling all of the various file formats described above, including access to indexed files, for which you would need to write your own file handlers on most microcomputers. In addition, with the tool kit, you also get DEC's telephone hotline support.

For graphics programming, you get both a subroutine library for the ACM CORE Graphics and access to the GIDIS graphic virtual device interface, both of which will be described in greater detail below.

In addition, P/OS provides access to many of the functions provided or used by the menu systems. Programs requiring user text input can call the PROSE editor functions. Programs needing to communicate with other systems can make use of communications and call services, including the user's phone book of telephone numbers of other systems. Programs can use all of the facilities of print services to control printing of files.

Note that all of these services, including file, graphics, and operating system services, are supported in resident libraries that can all occupy the same space in the user task, due to memory management. The program will be no larger or slower than if the user had written all these routines himself.

Needless to say, all of these available functions can greatly speed program development time, since they represent common functions the program-

mer would often otherwise have had to write himself. In addition, this can serve to standardize the interface to the user, since the use of these same routines would cause your program to act much like the functions with which he is already familiar.

High-level languages are supported by the tool kit. Most of the functions described can be accessed from any of the various languages supported by DEC,

---

**The PRO/350 has greater speed, greater resolution, and better color capability than most microcomputers.**

---

including Fortran-77, Pascal, C, BASIC-PLUS-2, Cobol, and DIBOL. These are not, however, included in the price of the tool kit. They are available for \$495 each. All of these languages are compiled.

In addition, DEC offers an interpreted PRO/BASIC language for \$195. The graphics support for PRO/BASIC uses the same graphics routines as the compiled languages, and therefore runs about as fast; thus the interpreter can be useful for developing simple applications, or to quickly investigate how to do something.

### Applications

In addition to the features and support of the operating system described above, DEC offers many applications packages.

Applications software specifically designed for the PRO/350 includes PRO/Communications, TK!Solver and several application packs, the MAPS/PRO financial modeling system, a spread-sheet called SUPER-COMP-TWENTY, PRO/Datatrieve and RS/1 data management systems, and several terminal emulators.

I had several problems with the first version of PRO/Communications that I received, but these arose because I got a prerelease version and did not

have a manual. Once I received a properly working version, I found it very easy to use and quite powerful.

The only further problems I had were some annoyances in dealing with my Hayes SmartModem. The communications program did everything I needed, but I had to continually reenter the communications setup menu to switch modes from "modem," in which I could autodial, make connections, and talk to other systems, to "hard-wired," where I could talk to the modem itself. In modem mode, the program will not let you send characters out the communications port until a phone connection is made. In hard-wired mode, the program will not allow you to use the autodial features. This is inconvenient for situations where you have to send commands to the modem (e.g., for slow pulses) to set up dialing characteristics before having it dial. However, DEC does provide a configuration setup function to handle this.

In general, the interactions between PRO/Comm and operating system services such as call services were very convenient. This allows you to maintain a phone book of system telephone numbers and autodial them, then switch back to PRO/Comm or another communications package to actually talk to the other system, do file transfers, or whatever is desired. One problem might be the several layers of menu choices this mode switching requires. Some systems which hang up after a certain time without any input might hang up before you could establish communications.

In addition to PRO/Comm, there is a package called PRO/NAPLPS, which allows the PRO/350 to function as a videotex terminal. It requires PRO/Comm version 1.8 and operating system services to make its connection to a host videotex database. It can then function as a videotex terminal by passing frame requests to the host, and then decoding and displaying the returning NAPLPS graphics and text. It provides, with a few exceptions, the entire NAPLPS specification for minimum supported features for a videotex terminal.

Most of the exceptions are in areas not completely defined in the specification, such as proportional spacing and the interaction between user keys and system macros. One other major exception is in color capability. The minimum NAPLPS videotex requirements specify 16 colors out of a palette of 512, whereas the PRO/350 hardware only supports 8 out of 256. The difference between 256 and 512 shades is not really noticeable, but the difference between 8 and 16 simultaneous colors occasionally is.



## DEC PRO/350

Continued from page 77

Of about 100 frame pages from the Viewtron database that I saw displayed on this system, several had misaligned text, since Viewtron depends on the proportional spacing capabilities of their particular hardware and requires greater support from their terminals than the standard really allows. The only really badly distorted frame was one that used more than eight very close shades, in combination with blink processes, to produce an animation effect; that frame did not work at all.

A related product, PRO/Vidiotex, allows the PRO/350 to function as a standalone videotex system. It allows the user to insert frame pages into videotex databases, extract and modify them, or view them on the screen. In addition, it provides management functions to maintain statistics on database accesses and produce reports. It can also be updated from remote databases in several ways. It can periodically call into remote systems and update its information automatically as a background task. This can reduce communications costs in heavy use videotex systems.

In addition to software produced and distributed by DEC, there are various packages produced and distributed by third-party vendors. The only application I saw from this group was 20/20, a new version of the SUPERCOMP-TWENTY spreadsheet package from Access Technologies. This is an amazingly powerful, flexible, easy-to-use integrated spreadsheet package with graphics capabilities. It has some very nice user interface characteristics, especially the ability to switch back and forth from spreadsheet to graphics, make modifications to either and see the results in the other. A menu structure similar to Lotus 1-2-3 allows you to select options for graphics and see the results of the graphics as you modify them. Previously, the minicomputer field, of which the PRO/350 is a descendant as far as software goes, did not have a spreadsheet to rival the best available in the microcomputer field. Now it does.

In addition to the packages currently available, you can expect to see a large number of programs migrated from RSX systems, since the operating systems are so compatible. MS-DOS, PC-DOS, CP/M, and the p-system are available for the PRO/350 as well.

## Documentation

Unfortunately, I did not receive any of the user manuals normally shipped with the systems. Therefore, I am unable to comment on them directly. One rather indirect comment I can make, however, is that I managed to use the system quite nicely without them. Once a user is familiar with some of the basic concepts involved, the system is really very easy to run. After a relatively short period of time, I would expect that even a relatively naive user would put away his manuals and seldom open them again.

I finally did receive the technical manuals, and I am also very familiar with DEC's technical manuals from PDP-11 minicomputers. For better or worse, they are the same. Along with the developer's software for the system, I received six very large three-ring binders, several spiral-bound books, five or six loose three-hole-punched manuals, one boxed minibinder, and several loose sheets. The documentation is almost as voluminous as the system itself, and the system is not small.

This much documentation can be a bit overwhelming, but my experience with this and similar DEC technical manuals is that *everything* you need to

# Six Times Faster!

## Super Fast Z80 Assembly Language Development Package

### Z80ASM

- Complete Zilog Mnemonic set
- Full Macro facility
- Plain English error messages
- One or two pass operation
- Over 6000 lines/minute
- Supports nested INCLUDE files
- Allows external bytes, words, and expressions (EXT1 \* EXT2)
- Labels significant to 16 characters even on externals (SLR Format Only)
- Integral cross-reference
- Upper/lower case optionally significant
- Conditional assembly
- Assemble code for execution at another address (PHASE & DEPHASE)
- Generates COM, HEX, or REL files
- COM files may start at other than 100H
- REL files may be in Microsoft format or SLR format
- Separate PROG, DATA & COMMON address spaces
- Accepts symbol definitions from the console
- Flexible listing facility includes TIME and DATE in listing (CP/M Plus Only)

### SLRINK

- Links any combination of SLR format and Microsoft format REL files
- One or two pass operation allows output files up to 64K
- Generates HEX or COM files
- User may specify PROG, DATA, and COMMON loading addresses
- COM may start at other than 100H
- HEX files do not fill empty address space.
- Generate inter-module cross-reference and load map
- Save symbol table to disk in REL format for use in overlay generation
- Declare entry points from console
- The FASTEST Microsoft Compatible Linker available

**SPEED!  
SPEED!  
SPEED!**

- Complete Package Includes: Z80ASM, SLRINK, SLRIB - Librarian and Manual for just \$199.99. Manual only, \$30.
- Most formats available for Z80 CP/M, CDOS, & TURBODOS
- Terms: add \$3 shipping US, others \$7. PA add 6% sales tax

For more information or to order, call:

**1-800-833-3061**

In PA, (412) 282-0864

Or write: SLR SYSTEMS

1622 North Main Street, Butler, Pennsylvania 16001

**SLR Systems**

CIRCLE 51 ON READER SERVICE CARD



## ATHENA/graph

ATHENA/graph is a presentation and decision support business graphics application program that accepts data from data base inquiry or spreadsheet programs and draws pie charts, bar charts, and line graphs. ATHENA/graph is available as Digital Classified Software, and may also be acquired directly from the developer, Ship Analytics, Inc.

ATHENA/graph was designed by Ship Analytics for the DEC PRO/350 with several objectives in mind. We wanted to build a highly interactive chart-making product with a minimum of typing demanded of the operator and a maximum use of graphics to ease the user interface. Secondary goals included providing an extensive on-line HELP facility, on-line editing of chart data, and support for a wide variety of graphical output devices—screen, printers, and plotters in monochrome, grey-scale, and full-color variations. Finally, we wanted to build the product to be portable to other Digital environments—VAX, Micro VAX, and Micro/PDP-11, and we wanted it to meet Digital's requirements for foreign language translation.

We chose the PRO/350 because of the rich set of tools available to the developer, and because of our familiarity with RSX-11M (the PDP-11 operating system that forms the basis of P/OS) and Fortran '77 (a programming language common to VAX, PDP-11, and PRO computers). For tools, we used FMS, a Digital-supported forms management package, to mediate the user interface and to provide the HELP function. We used the callable PROSE screen text editor to allow the user to enter new data or to change old data read in from a file (for example, a file containing the results of a PRO/Datatrieve query). We used RMS to support direct-access files that made the process of saving and restoring product chart templates and charts created by the user more efficient. We also used logical names as well as named directories and devices—features associated more with VAX/VMS than with RSX-11M. Within P/OS itself, we used such RSX multitasking capabilities as starting and stopping tasks, sending and receiving messages, and creating and mapping to dynamic regions of memory.

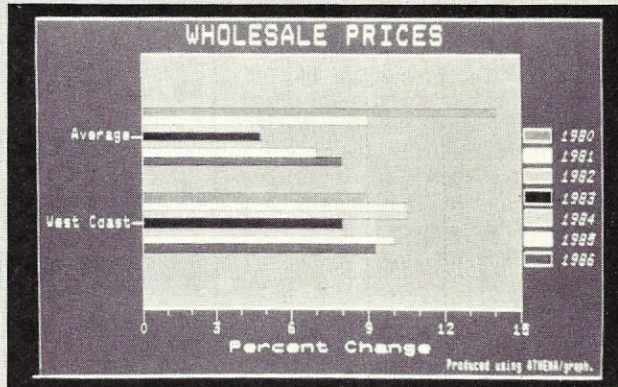
Our graphics display needs were diverse: rapid preview on the screen and both draft and presentation-quality hardcopy output, in color and black-and-white. These requirements place a demanding load on any graphics applications program. CGL provided a rich, device-independent programming environment. Its output primitives and attributes were sufficiently varied to let us create high-quality graphics output. We used CGL's support of user-defined character sets, and its ability to fill an area with any character from any character set to provide patterned fill of pie segments, bars, and filled areas under a curve on a line chart. When coupled with the PRO's extensive device inquiry capabilities, CGL allowed us to tailor the visual display requested by the user to the actual device selected for output. For example, the segments of a colored pie chart on the screen will automatically be converted by ATHENA/graph to associated patterned segments when routed to the LA50 black-and-white printer, thus preserving distinguishability without requiring any operator intervention.

CGL's HPGL device driver allowed us to produce high-quality plotter images either on paper (at high speed) or on overhead transparencies (at a slower speed). We were able to use the fill patterns on the plotters directly, through CGL; no software pattern emulation code was required. Because of the device-independent structure of CGL, the additional device support is provided with only a small amount

of additional code. P/OS and CGL version 2.0 will provide us with a virtual device metafile for picture exchange, only minor changes being required in our code to initialize the metafile generator device driver.

CGL is modelled after the Core System, which has also heavily influenced the forthcoming American National Standard Graphical Kernel System (GKS) for programming graphics. GKS will be available with many systems, including an implementation for VAX/VMS developed by Digital.

So that ATHENA/graph could be used across various systems in the developing area of LANs, clusters, and distributed data exchanges, we decided to move the product to



the VAX/VMS environment. Our decision to use Digital- and industry-standard tools like FMS, RMS, CGL, and Fortran '77 allowed us to migrate to the VAX fairly easily. We had to convert P/OS machine-dependent functions to their VAX/VMS equivalents, and we converted all of the graphics to use GKS. The conversion went smoothly, but we look forward to GKS availability on the PRO to ease future development of products supported on these multiple-host environments.

We did most of our development using the Professional Tool Kit on a Digital PDP-11/34 minicomputer. We used Professional communications to send data files, task images, message files, and FMS libraries to the PRO. During most of our development phase, the Native Tool Kit was not available. Although we could have done the work entirely on the PRO, it would have been less convenient, because on the PDP-11 we had eight times as much disk space available, and because the PDP-11 under RSX-11M is a multiuser system.

In the future, we intend to develop new products in the ATHENA product line that take full advantage of the hardware and communications products that Digital is introducing. We will rely upon Digital to supply and support the tools; we can then concentrate on *our* strengths: designing and implementing integrated, user-friendly applications programs that provide cost-effective solutions to common business problems.

For more information, contact *Ship Analytics, Inc., Box 410, North Stonington, CT, 06359.*

*Dr. Peter R. Bono was a principal designer of ATHENA/graph. He is Chairman of the American National Standards Institute Technical Committee on Computer Graphics, and is Chief US Delegate to the International Standards Organization Working Group on Graphics.*

*James T. Foster is a systems analyst for Ship Analytics, responsible for graphics applications product development on the PRO.*



# DEC PRO/350

Continued from page 78

know is in there somewhere. Organizing such a massive set of documentation is a difficult job at best, so finding the information you need is sometimes more difficult than determining it by experimentation.

The manuals are well written, but suffer from an almost unavoidable problem. In order to understand one part, you must use terms defined in other parts and make reference to still other parts. If you attempt to use these manuals as a reference, you must either already know much of the system intimately or follow a bewildering path of cross-references to try to learn the terms to understand what you originally looked up. Fortunately, it generally takes only a few such massive searches to gain sufficient familiarity to understand most of the manuals without reading almost all the rest. Probably the best way to approach it would be to actually read them all cover-to-cover once, and then use them as a reference. However, I have never met anyone who claimed willingness to do so.

The volume of these manuals is not unwarranted. There is not a great deal of extraneous information, nor long-winded or redundant explanations or examples. The problem, if you consider it a problem, is that DEC gives you so much software support and access to so many facilities of their system software that it takes all these volumes to explain it all. Personally, I think the unwieldiness of the documentation is a small price to pay for its completeness and the level of support provided.

## Interfacing

Until a few months ago, the CTI bus used by the PRO/350 was proprietary and not available for licensing. Now it can be licensed, and several companies have done so, but sufficient time has not yet elapsed for products to reach the market.

The only problem I see with other vendors making expansion options for the PRO/350 is that it has so few slots available. The system reviewed had only standard hardware for a professional graphics system, but only a single expansion slot was available because the hard disk controller and color option took up two of the three slots provided.

## Graphics

One of many ways in which the PRO/350 surpasses most microcomputers is in its graphics capabilities and support. Compared to most systems, the PRO/350 has greater resolution, greater speed, better color capability

due to color mapping, and certainly far superior software support.

## Graphic hardware capabilities

The PRO/350 comes either with monochrome or color graphics at an overall price difference of about \$1600. Both the monochrome and the color version support graphics at a 960 horizontal x 240 vertical resolution. The color version allows up to eight colors to be displayed simultaneously out of a palette of 256.

## The Native Tool Kit lets you develop your own applications programs.

The curious decision to provide four times as much resolution on the horizontal axis as on the vertical axis allows the PRO/350 to display legible text characters in a 132-column format, but it also yields a graphics display rather difficult to characterize in terms of quality. In its vertical dimension, it belongs to the realm of "low resolution," while in its horizontal dimension it classifies as "high resolution." This difference is easily noticeable on the screen. Circles, for example, look well formed on their sides, but are noticeably flat and jagged on the top and bottom. This generally lends a quality of appearance somewhat less pleasing than a medium-resolution system with a similar number of pixels distributed more evenly between the two dimensions.

The color capabilities, however, turn this into a system capable of creat-

ing far more pleasing images than almost any other microcomputer product. In addition, the floating-point hardware support plus the rich instruction set and speed of the CPU make the performance of this system rival those with graphics hardware support in all but the simplest primitive functions. Rather than attempt to be the best at any one area and neglect the others, the PRO/350 attempts to be among the best in all areas. The PRO/350 is likely to be the best microcomputer graphics system available for all but the most specific of applications requiring extremes of ability in a given area, regardless of performance in others.

The earlier segment of this article, comparing the PRO/350 with two other systems (*Microsystems*, July 1984, p. 66), presented the results of several benchmark programs on the PRO (reprinted here). These results show clearly the performance power of the PRO/350. In all but one case, the PRO/350 is comparable to or exceeds the performance of the other systems, despite the other systems having hardware graphics support. The only case in which the PRO/350 loses severely is one in which almost no calculations are performed and the graphics functions are very simple primitives supported directly by the 7220. The PRO/350 is even competitive in the benchmark comparing the drawing of circles, despite the fact that this is a primitive supported in hardware by the 7220, because the performance of the PRO/350 was so superior with respect to the calculations in the remainder of the benchmark program.

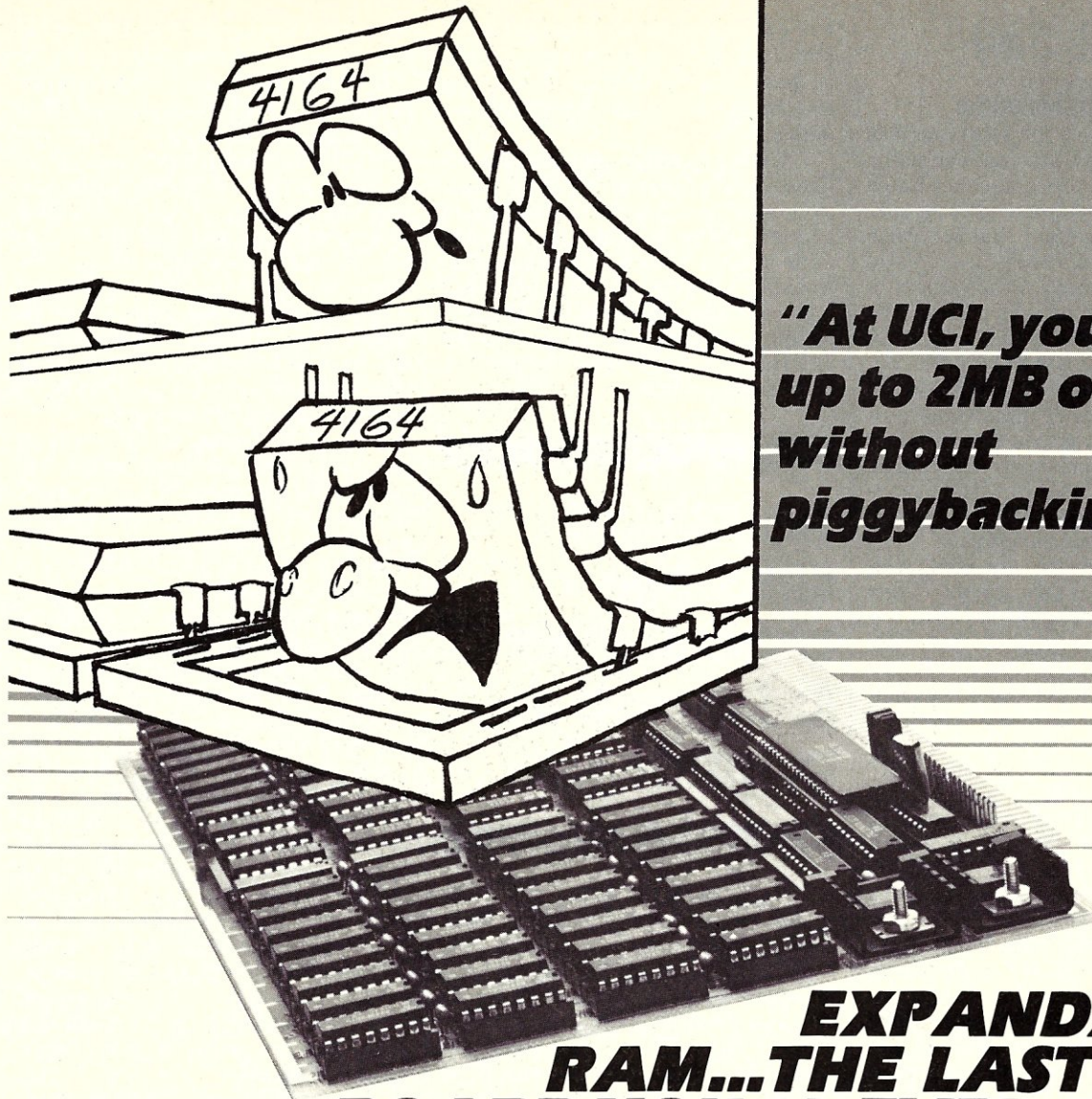
## Graphics software support

Perhaps the area in which the PRO/350 excels most is software support, and it is no different in the case of graphics software. The tools provided by the PRO/350 to support use of its graphics, not only on the screen, but in the form of several other output devices, are truly awesome. They are definitely unmatched anywhere else in the microcomputer field.

Table 1. Benchmark times, interpreted and compiled (in seconds)

Benchmark	NCR PC		DEC/PRO 350		Mindset
	Int.	Comp.	Int.	Comp.	Int.
Sieve of Eratosthenes	27.1	0.35	24.4	0.30	15.3
Circles	124	14	27	23	9.0
Quadrilaterals	265	1.0	25	20	5.8
Filled quadrilaterals	4450	83	62	57	102





**"At UCI, you'd get up to 2MB of RAM without piggybacking!"**

**EXPANDABLE RAM...THE LAST RAM BOARD YOU'LL EVER NEED.**

Get UCI Corporation's 512K RAM Board today for your 8 bit and 16 bit systems. Buy it very economically half populated — that's 256K of RAM for just \$550! When you want 512K, plug in more 64K DRAMs. As your memory needs increase, easily repopulate this fully socketed memory board with 256K DRAMs for up to 2 Megabytes of system RAM on one board.

**SPECIFICATIONS**

- Used in Zenith, IMS and many other S-100 systems.
- Used as system memory, cache memory and for future expansion.
- Work with all popular operating systems on S-100 bus.
- Pin to pin compatibility for S-100 bus in both 8 and 16 bit systems.
- On-board parity generation/detection.
- Transparent refresh, unlimited DMA.
- Up to 2 megabytes of memory.

**UCI's amazing 512K Dynamic RAM Board**

**\$950**

LIST PRICE \$1395

**Half populated to 256K**



**\$550**

LIST PRICE \$795

**Call and Compare!**

CALL TOLL FREE 1-800-824-2667

IN OHIO CALL 216-673-5155



**CORPORATION**

an affiliate of **ACME-CLEVELAND CORPORATION**

948 CHERRY STREET  
KENT, OHIO 44240

DISTRIBUTOR:

**JOHN D. OWENS ASSOCIATES**

12 SCHUBERT STREET  
STATEN ISLAND, NEW YORK 10305  
212-448-6289 212-448-6283  
212-448-2913

CIRCLE 41 ON READER SERVICE CARD



## DEC PRO/350

*Continued from page 80*

### **GIDIS virtual device interface**

Virtually all graphics that ever take place on the PRO/350 pass through a low-level virtual device interface called GIDIS. What this represents is a graphic standard so robust that all other graphics or graphic standards implemented on the system form a subset of the GIDIS commands. All other graphics functions, including the functions of PRO/Basic, the Core Graphics Library, NAPLPS, ReGIS, and Tektronix 4014 emulation, are implemented in GIDIS. They consist of a set of routines which translate commands in their own individual formats into GIDIS commands, and then hand them to the GIDIS virtual device interface.

The programs are not concerned with which device their graphics commands are to be displayed on. They merely "display" their graphics on the GIDIS virtual device. GIDIS itself contains drivers for multiple devices. It is capable of taking those same graphics commands and displaying them on the video display (monochrome or color), on the LVP16 six-pen plotter (which is totally compatible with the Hewlett-Packard 7475), or on the LA50 or LA100 dot matrix printers. In addition, it can store the GIDIS commands in a file to be displayed at a later time on any device.

These possible options for where the graphics can go are under either software or user control in several ways. Both the Core Graphics Library and the GIDIS interface contain commands to select one of the available supported hardware devices as the current 'viewing surface.' Then all subsequent graphics commands passed to GIDIS will be executed on that device.

Note that several features must work differently on various devices. Area fills on a plotter must be done by hatching, rather than solid fills, to avoid soaking the paper. Colored lines must be distinguished in some other way on a monochrome display or dot matrix printer. The good news is that GIDIS does these things for you. It will do the best job it can of retaining the visual characteristics of a graph on a different display device than it was intended for. Your graphs will be identical on two different devices if possible, but if not, they will still be as similar and as legible as possible.

Starting with version 2.0 of P/OS, which should be available by the time you read this, the user will have an additional way to choose his display device. If you use the GIDIS "choose alternate viewing surface" command and select the "file" option, GIDIS will save an image in a file as a command display

list. The image can subsequently be output to any of the supported peripherals, as many times as desired. The file can also be moved to another system for output there.

GIDIS therefore provides two different levels of portability for graphics. You can either port the source code to another system with the same source code graphics standard (examples would be CORE programs written in a high-level language and NAPLPS frame pages), or you can port the finished image to another system supporting GIDIS and any of its display devices.

---

## **The PRO/350 offers high graphics power and unusual new expansion slots.**

---

Still another interesting feature of version 2.0 print services will be its ability to print what is called a virtual device metafile. A metafile is like a "filespec," the contents of which can include text to call in a GIDIS file. For example, a metafile may define an image as being created by drawing the graphics from GIDIS file A and filling the image with text from document file B. This will allow much of the cutting and pasting involved in putting documents together to be done electronically by those producing the document.

The ability to subsequently print the metafile on any device connected includes being able to preview it on a display device. Of course, the prior restrictions on what is possible to represent on which devices applies more strongly here. For example, the graphic portions will be totally blank on a nongraphic printer, while proportionally spaced text will appear normally spaced on a terminal that doesn't support proportional spacing. Once again, however, the software will worry about such things for you.

### **Sources of software graphics**

The other component which requires support is the actual writing of programs which produce GIDIS graphics. Here again, DEC risks giving too much support, rather than too little. In

the current version of P/OS, the user has four ways to produce graphics using the GIDIS interface: directly through the GIDIS interface, through the CORE Graphics Library, through PRO/BASIC, or through the ReGIS interpreter acting on ReGIS commands sent from an external host. The CORE Graphics Library and the GIDIS interface are included in the native tool kit. Version 2.0 will include support for Tektronix 4014 commands received from a host and NAPLPS commands either received from a host or generated locally. The Tektronix 4014 and NAPLPS packages are available as options.

The CORE Graphics Library is almost a full implementation of the current CORE Graphics standard produced by ACM. It, along with GKS, is one of the strongest contenders for a world standard in graphics software and is the strongest in this country. It provides such functions as coordinate transformations from world coordinates, through a normalized coordinate system, to the real device coordinates. This allows the user to establish his own preferred coordinate set to represent the viewing surface. It also performs clipping, which allows the user to contain the graphics within certain areas of the viewing surface. This additional level of coordinate transformation makes the graphics commands device independent. Other functions include drawing and filling graphics figures in a variety of colors, fill patterns, and line styles including points, lines, text, polygons, arcs, and smooth curves. Text can also be handled in a variety of styles, slants, and orientations.

The CORE Graphics Library is implemented as a library accessible via the linker to programs in any compiled language. The actual code for the routines is present in a memory-resident library that can be installed to share the same address space as other library functions. This is handled via the memory management hardware, producing little overhead.

PRO/BASIC also works through a fairly substantial subset of the CORE Graphics primitives. As can be seen from the benchmarks described previously, this means that it executes purely graphics applications nearly as quickly as a compiled language such as Pascal.

The ReGIS, Tektronix 4014, and NAPLPS host software function effectively as terminal emulators. They take command streams from host systems that generate the appropriate type commands and interpret them onto the screen. The standalone NAPLPS interpreter is available as a product, but the NAPLPS interface for local applications is still under development, and







## DEC PRO/350

Continued from page 82

only the host software and documentation were available for review.

### Graphics application software

In addition to support software, the PRO/350 also has a fairly strong base of graphics applications software. Many of these are packages that existed under RSX on PDP-11 systems and migrated fairly easily to the PRO/350, but some are new products designed for the PRO.

Short descriptions of several such packages are given below. With the exception of Palette, all are available di-

rectly from DEC. Palette is available from *Palette Systems, 2 Burlington Woods, Burlington MA*. In the case of new products, prices were not available.

Note that the most common microcomputer application packages are represented, including business graphics, engineering and scientific applications, CAD, and Videotex. Lacking are more artistic packages for applications such as advertising, simple animation, and other such areas that the resolution and color mixing capability of the PRO make extremely attractive.

### Summary

The DEC Professional 350 is too

powerful and professional to be considered in the same league as microcomputers, although it is in the same price range as some of the best microcomputer systems. It offers truly excellent software support and the complete documentation needed to use it, making it an excellent system for systems integrators to configure specialized products and applications around.

Compatibility of P/OS with the RSX operating systems and use of graphics standards will produce a great deal of software compatibility with larger systems, which will lead to a large base of available software. Networking support and other software products and compatibility make interfacing to larger computers easier than for most systems. High graphics power and unusual new expansion options and peripherals will make unique applications and systems possible.

Overall, the system is ideal as a basis for developing custom software products around. It is especially valuable for major applications that need the power of the system and can justify its price. □

*David Fournier, 1030 Hudson, Apt. #3, Hoboken, NJ 07030*

### Graphics packages

**ATHENA/Graph**—\$450. Many formats of business presentation graphics (see sidebar). Requires hard disk; supports color if equipped with extended bit-map and color monitor; supports dot matrix printer and plotter.

**DESIGN GRAPHIX/Executive**—\$595. Two-dimensional CAD and drafting package allowing complex figures to be created, edited, stored in symbol libraries, recalled and modified later. Geometric functions including lines, rectangles, polygons, circular and elliptical arcs in various line styles, colors. Figures may be moved, modified, deleted, stored in and recalled from symbol libraries. Text annotations can be inserted in several text sizes. Requires hard disk; supports color monitor, plotter, and Summa Graphics bit pad.

**FINGRAPH**—\$595. Business graphics in five standardized formats, including component, item, variance, ratio, and time series graphs intended to allow presentation of most types of data in standardized formats, allowing companies a single standard style of data presentation. Data can come from several other PRO applications, including the PRO/Datatrieve and NPL database managers. Requires hard disk. Supports color if equipped with extended bit-map and color monitor, and supports dot

## "POWER FAILURE"

Goodbye valuable data. Unless you have a Guardian Angel uninterrupted power source on duty.

Guardian Angel switches to 200 watts of backup power in 1/100 of a second or less while alerting you of blackout or brownout conditions. Its rugged 12V battery gives you up to six minutes (15 at half-rated power), enough to save your data and shut down your system if line power does not return.

Guardian Angel is compatible with virtually every major microcomputer system, including Apple, IBM, H-P, TRS-80, Xerox, Eagle and Osborne. Its transient voltage suppressor also prevents system damage from power spikes.

Guardian Angel simply plugs in between your power source and your microcomputer. Its compact size permits either desktop use or out of the way placement.

Protect your investment: see your R.H. Electronics dealer today about Guardian Angel or contact us at 566 Irelan Street, Buellton, CA 93427, (805) 688-2047.



Guardian Angel<sup>®</sup>, with LED power status indicator, automatically safeguards data from blackouts, brownouts for just \$495.

New 800 watts **POWER ANGEL** for large micro and minis or multi-user systems. Call for complete details.

**RHELECTRONICS, INC.**

\*Patents pending, UL listed, FCC approved, 240V/50 Hz version available. Dealers and OEM inquiries invited.

Thank  
Heaven  
We got a  
Guardian  
Angel.™








**INPUT/OUTPUT TECHNOLOGY, INC.**  
25327 Avenue Stanford, Unit 113, Valencia, CA 91355 • (805) 257-1000


**Uncompromising Additions to your S-100/IEEE-696 BUS**



**DUAL GPIB-488 INTERFACE BOARD**

A Stand-Alone, Independently Controlled Dual Channel IEEE-488 I/O Processor. Interface Activity Modes for Controller-in-Charge, Controller Assigned or Terminal Bus Slave, and all Interface Functions are handled transparent to Host System CPU through an on-board CPU and DMA controller. User Friendly operation.


**A&T, P/N 52748-800-102**



**RGB COLOR GRAPHICS BOARD**

Programmable resolution up to 512 x 512 pixels with 4 local video planes and on-board graphics processor. Color mapper allows 16 colors from a palette of 4096. Light pen input. Plus more ...

**A&T, P/N 52748-300-101**




**12-BIT A-D-A CONVERTER BOARD**

**8 Channel A-D:** 12 microsec. Conversion, 50KHz Sample Rate, Programmable Gains, Offset and Diff./Single Modes.

**8 Channel D-A:** 2 microsec. Settling, Bipolar V or Unipolar I Output. Programmable Reference levels, Dual-Ported Channel Refresh RAM. **16/8-Bit Data Transfers** via I/O or Memory Mapped


**A&T, P/N 52748-900-101**



**BAR CODE PROCESSOR BOARD**

The BarTender is a stand-alone I/O Processor that reads and prints most common Bar Codes. Includes bi-directional reading, wand interface, clock/calendar with battery. Extensive documentation and software.


**A&T, 52748-500-101** Without Wand  
**A&T, 52748-500-201** With Wand



**PERIPHERAL SUPPORT BOARD**

Two Serial SYNC/ASYNCR Ports with RS-232, TTL or Current Loop Outputs, three 8-Bit Parallel Ports, three Timers, Real Time Clock/Calendar and Response Programmable Interrupt Controller. Small Proto Area with +5 and  $\pm 12v$ .

**A&T, P/N 52748-150-101**



**MULTI-PURPOSE PROTOTYPING KIT**

Industrial Quality with Plated-Thru holes for Wire-Wrap or Solder projects. Complete with +5,  $\pm 12v$  Regulators, Bus Bar, Filter Capacitors, and Manual.

**P/N 52748-450**

**ALSO AVAILABLE: MULTI-FUNCTION I/O BOARD, SMART PROTOTYPING KIT, 128Kx8/64Kx16 STATIC RAM MODULE**

CIRCLE 10 ON READER SERVICE CARD

SPECIFICATIONS SUBJECT TO CHANGE WITHOUT NOTICE.





## New Release

One user told us that, compared to other 8-bit C Compilers, Eco-C's "floating point screams". True. But, Release 3.0 has a number of improvements in other areas, too:

New optimizers with speed improvements of up to 50 percent over earlier releases!

New Compiler-time switches for greater flexibility.

A standard library with 120 pre-written functions.

Expanded error checking with over 100 possible error messages in English including multiple, non-fatal errors.

Improved, easy-to-read user's manual.

The Eco-C Compiler supports all data types (except bit-fields) and comes with MACRO 80 and the **C Programming Guide** for \$250.00. An optional, high-speed assembler and linker is available for an additional \$75.00. Eco-C requires a Z80 CPU, CP/M, and 56k of free memory. To order, call



6413 N. College Ave. • Indianapolis, IN 46220  
(317) 255-6476



Eco-C (Ecosoft), CP/M (Digital Research), Z80 (Zilog), MACRO 80 (Microsoft)

CIRCLE 154 ON READER SERVICE CARD

## DEC PRO/350

Continued from page 84  
matrix printer.

**MAPS/PRO Graphics**—\$200. Presentation graphics package that allows data from sources such as SUPERCOMP-TWENTY, MAPS/PRO financial modeling, and TK!Solver, to be presented in various forms, including assorted types of bar and line graphs and tables in any combination, augmented by free-form text. Format of legends, tables and graphs can be varied in areas such as size, color and pattern via query with default answers. On-line help is available. Requires hard disk. Supports color if equipped with extended bit-map and color monitor, and supports dot matrix printer.

**Palette**—Contact vendor. Two-dimensional CAD package including figures composed of lines, circles, arcs, ellipses, polygons, tangents, and text, which can be scaled, rotated, reflected, stretched, moved, and deleted. Figures can be in various line thicknesses, textures, and colors. Features built-in computations of length, area, centroids, bills of material, and drawing and/or office job costing. Supports Summa Graphics bit pad and plotter.

**PRO/NAPLPS**—\$195. Described within the article.

**PRO/VIDEOTEK**—\$895. Described within the article.

**RS/1**—\$1900. Integrated package for engineering and scientific applications, including data management, analysis, modeling, and graphics output. Data can come from keyboard, files, local instrument interfaces, or a host system such as a VAX or PDP-11 running RS/1. Data is formatted into spreadsheet form and can be sorted, merged, and analyzed in various ways, including statistical functions and regression. Data analysis and modeling can be handled through an intrinsic conversational programming language. Requires hard disk (10 MB recommended). Supports color if equipped with extended bit-map and color monitor, and supports plotter and dot matrix printer. It is written in RPL (except for the deep levels, which are written in MACRO/11), and is supplied with source code.

**PC4014 Terminal Emulator**—\$495. Emulates the Tektronix 4014 and 4010 graphics terminals for communicating with programs on a remote host; includes record and local playback facilities. Requires Pro Communications.

# TOTAL CONTROL:

## FORTH: FOR Z-80®, 8086, 68000, and IBM® PC

Complies with the New 83-Standard

### GRAPHICS • GAMES • COMMUNICATIONS • ROBOTICS DATA ACQUISITION • PROCESS CONTROL

● **FORTH** programs are instantly portable across the four most popular microprocessors.

● **FORTH** is interactive and conversational, but 20 times faster than BASIC.

● **FORTH** programs are highly structured, modular, easy to maintain.

● **FORTH** affords direct control over all interrupts, memory locations, and i/o ports.

● **FORTH** allows full access to DOS files and functions.

● **FORTH** application programs can be compiled into turnkey COM files and distributed with no license fee.

● **FORTH** Cross Compilers are available for ROM'ed or disk based applications on most microprocessors.

Trademarks: IBM, International Business Machines Corp.; CP/M, Digital Research Inc.; PC/Forth+ and PC/GEN, Laboratory Microsystems, Inc.

**FORTH Application Development Systems** include interpreter/compiler with virtual memory management and multi-tasking, assembler, full screen editor, decompiler, utilities and 200 page manual. Standard random access files used for screen storage, extensions provided for access to all operating system functions.

**Z-80 FORTH** for CP/M® 2.2 or MP/M II, \$100.00;  
**8080 FORTH** for CP/M 2.2 or MP/M II, \$100.00;  
**8086 FORTH** for CP/M-86 or MS-DOS, \$100.00;  
**PC/FORTH** for PC-DOS, CP/M-86, or CCPM, \$100.00; **68000 FORTH** for CP/M-68K, \$250.00.

**FORTH + Systems** are 32 bit implementations that allow creation of programs as large as 1 megabyte. The entire memory address space of the 68000 or 8086/88 is supported directly.

**PC FORTH +** ..... \$250.00  
**8086 FORTH +** for CP/M-86 or MS-DOS \$250.00  
**68000 FORTH +** for CP/M-68K ..... \$400.00

**Extension Packages** available include: software floating point, cross compilers, INTEL 8087 support, AMD 9511 support, advanced color graphics, custom character sets, symbolic debugger, telecommunications, cross reference utility, B-tree file manager. Write for brochure.



**Laboratory Microsystems Incorporated**  
Post Office Box 10430, Marina del Rey, CA 90295  
Phone credit card orders to (213) 306-7412



CIRCLE 31 ON READER SERVICE CARD



# KNOWLEDGE SYSTEMS INC.

Information Processing Components, Selected for Performance and Value.

**FREE SHIPPING — NO EXTRA CHARGE FOR MASTER CARD AND VISA**  
**PREPAID PRICES INCLUDE SHIPPING AND INSURANCE, UPS Ground Continental USA only.**

## MONITORS

<b>Amdek</b>		
300A	143	
300G	133	
310A	175	
<b>Dynax</b>		
12" Green	127	
12" Amber	138	
<b>Taxan</b>		
RGB III	446	
RGB 420	534	
<b>PGS</b>		
PGS HX12	473	
MAX 12	196	
SR 12	Call	
<b>USI</b>		
Pi 2 12" Green	125	
Pi 3 12" Amber	142	
<b>Sanyo</b>		
8112 Hi/Res	195	
<b>NEC</b>		
JB 1201	162	
JB 1205A	172	
JC 1410	817	

## MODEMS

<b>Hayes</b>		
300	207	
1200	493	
1200B	432	
Micromodem IIe W/T	242	
<b>US Robotics</b>		
Password	307	
Autodial 212A	460	
<b>Novation</b>		
Access 1,2,3	454	
Apple Cat II	277	
<b>Prometheus Products</b>		
Promodem 1200	365	
Options Processor	78	
Memory \$30 per 16K up to 64K		
Alphanumeric Display	78	
Procom Software-Apple, IBM	78	
<b>Rixon</b>		
PC212A	415	
P212A	415	

## IBM ACCESSORIES

<b>Ast Research</b>		
6-Pack	225	
Combo Plus	225	
Mega Plus	225	
64 K Ram Set	55	
<b>Plantronics</b>		
Color Plus	375	
<b>Hercules Computer</b>		
Hercules Graphics Card	350	
<b>Amdek</b>		
MAI	477	
<b>Koala</b>		
Koala Graphic Tablet	Call	
<b>Everex</b>		
Dual Display	Call	
<b>Number 9</b>		
Number 9 1448X1448	Call	

## PRINTERS

<b>C. Itoh</b>		
Prowriter 8510P	120 cps	340
Prowriter 8510SP	180 cps	477
Prowriter 8510SPC	180 cps color	552
Prowriter 1550P	120 cps	552
Prowriter 1550SP	180 cps	685
Prowriter 1550SPC	180 cps color	777
New CX4800 plotter		518
New A10 18 cps Daisy Wheel		510
Starwriter F10 40 cps Daisy Wheel		915
Printmaster F10 55 cps Daisy Wheel		1265
We Know How to Make Your Prowriter IBM Compatible		
<b>Okidata</b>		
92p	160 cps	427
93p	160 cps	705
IBM Printer Rom		45
2350	350 cps	2000
2410		2380
<b>Star Micronics</b>		
Gemini 10X	120 cps	285
Gemini 15X	120 cps	423
Delta 10	160 cps	448
Delta 15	160 cps	633
<b>NEC</b>		
3550	40 cps	1698
7710	55 cps	1899
<b>Brother</b>		
HRI	16 cps	569
HR25	23 cps	765
HR35	34 cps	Call
<b>Dynax</b>		
DX15	14 cps	477
Keyboard		149
<b>IDS</b>		
Prism 132 color		1535
Prism 80 color		1419
<b>Transtar</b>		
315 color		450
<b>Silver Reed</b>		
550		595
500		431
<b>Juki</b>		
6100	18 cps	450
<b>Teletex</b>		
1014	12 cps	455
<b>Mansman Tally</b>		
Spirit	80 cps	315
160	160 cps	641


<b>DISK DRIVES</b>		
<b>For IBM</b>		
Tandon TM100-2		180
Teac 55B 1/2 Height		175
Panasonic/Shugart 1/2 Height		194
CDC		220
<b>For Apple</b>		
Super 5 1/2 Height		203
Quentin Ap 100-Y		242
Quentin Ap 105-Y 1/2 Height		213
Quentin Controller		48
Rana 1		255
Rana 1 with Controller		325
<b>Hard Disks</b>		
		Call

## DISK DRIVES

<b>For IBM</b>		
Tandon TM100-2		180
Teac 55B 1/2 Height		175
Panasonic/Shugart 1/2 Height		194
CDC		220
<b>For Apple</b>		
Super 5 1/2 Height		203
Quentin Ap 100-Y		242
Quentin Ap 105-Y 1/2 Height		213
Quentin Controller		48
Rana 1		255
Rana 1 with Controller		325
<b>Hard Disks</b>		
		Call

## HAVE IT YOUR WAY

18 Slot Chassis  
 125 Watt Power  
 and  
 IBM Compatible CPU



### IMP SYSTEM — \$1,300

**The S-100 Concept for IBM Compatible Systems**  
 You want a computer. You like the flexibility and options of the IBM PC. EXCEPT there are some things that you want your way. YOU:

- Don't like the funny keyboard.
- Want 1/2 height drives so you can add a hard disk later.
- Want a powerful supply that is adequate for disk expansion.
- Want more than three additional slots.
- Want a faster or different CPU.
- Want higher resolution graphics.
- Want Dvorak or other keyboard layout.

TIME SPECTRUM	List 395	Our Call
APSTEK	369	Call
CRAMBO	359	Call
BIG BLUE	600	Call
EASIBOARD + 15 functions	350	Call
Maynard Sandstar	230	
PC GT 80186 8MHz	1195	Call
Scion	1595	
Halo-Int'lgt High Res Graphics	150	
PROTIUM	1195	
Keytronics Keyboard QWERTY	169	
Keytronics Keyboard DVORAK	169	
Keytronics Keyboard 5151	255	
Lotus 1-2-3 users, you need this keyboard.		

## COMPUTERS

Franklin OMS 1200	1709	
Columbia 1600-1	2600	
TAVA PC	1900	
Eagle I	1650	
Eagle II	2050	
Eagle III	2270	
Eagle IV	3500	
Eagle PC-2	2730	
Eagle 1620	3400	
Eagle 1630	5270	
Eagle 1640	6400	

## TERMINALS

<b>Televideo</b>		
914		563
925		717
950		914
<b>Wyse</b>		
50		569
<b>Teletex</b>		
3000		460

## SOFTWARE

<b>Ashton Tate</b>		
dBase II	389	
Friday	184	
<b>Software Arts</b>		
TK Solver	215	
Solver Pac	88	
<b>Seasoned Systems</b>		
Sure Stroke Dvorak Tutor	48	
<b>Sorcim</b>		
Super Calc III	189	
<b>Micro Pro</b>		
Wordstar	258	
Mail Merge	131	
Spellstar	131	
Pro Pack	475	
<b>MBSI</b>		
Realworld GI	533	
Realworld AR	533	
<b>ATI</b>		
For Most Software Programs	69	
<b>Hayes</b>		
Smart Com	72	
<b>Micro Stuff</b>		
Crosstalk	134	
<b>Micro Rim</b>		
RBase	344	
<b>UNIX</b>		
ONX System 5	Call	
De Smetc	Call	

CIRCLE 103 ON READER SERVICE CARD

California Residents add 6.5% State Sales tax  
 Shipping extra for outside USA, FPO and APO  
 Please include an address reachable by UPS, no P.O. boxes, and your phone number where you can be reached during the day.

**(213) 344-4455**

**Knowledge Systems Inc.**  
 19707 Ventura Blvd.  
 Woodland Hills, CA 91364

### ORDERING TERMS

Prepaid: Money Orders, Cashier's Checks, Certified Checks, Bank Wire Transfers, Master Card, Visa, AMEX (add .3% for AMEX) and Personal Checks (allow 15 banking days for all personal checks). Please include Valid Driver's License # and Major Credit Card for Identification.



---

# How to Interface with the IEEE-488 Bus

**Practical  
information on  
the timing  
and procedures**

by Peter L. Andresen

---

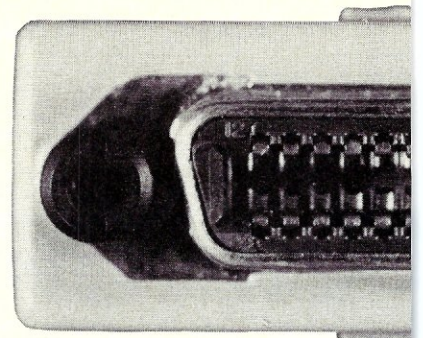
**S**ituations often arise where laboratory instruments may have to be portable and connected to more than one computer, or computers of different types. Since many instruments are sold complete with a built-in IEEE-488 interface, and the bus controller can handle many different types of instruments, it is no longer necessary to design a special computer interface for each instrument and for each computer. Only the bus controller needs to be specific for any given computer, though of course the software drivers may have to be different also.

The characteristics and use of the IEEE-488 bus, designed for controlling laboratory equipment, will be described in this article. Readers may wish to augment this with the official ANSI/IEEE Standard [1] or with more readily digestible information available from various manufacturers [2,3]. I will discuss the 10 basic functions or capabilities of the bus, the purpose of the 16 signal lines, the types and effects of bus commands issued by the Controller, device-dependent characteristics of the bus, and will give an example of a simple

data acquisition program in Basic.

Some distinguishing features of the IEEE-488 bus are:

- It is highly standardized.
- It has universal commands to which all devices respond.
- It transmits 8 data bits in parallel with full handshaking at rates up to 1 MB (rarely achieved and automatically determined by the slowest active device).
- It permits up to 15 devices to be connected at one time, using up to 31 addresses. ("Secondary" addressing potentially permits 961 addresses. "Excess" addresses are useful, since some devices use more than one address. Devices can also be swapped onto the bus without concern for conflicting addresses.)





Weaknesses of the bus include:

- Restrictions on total cable length of 2 meters times the number of devices (maximum of 20 meters).

- No standardization of the operational characteristics of the bus (cf. interpretation of data such as ASCII, binary, BCD, etc., device program codes).

- Potential competition for access to the bus if there are a large number of slow devices.

- Generally, about two-thirds of the devices must be powered up to ensure proper bus operation. However, if power-down devices do not load the bus, the number of active devices is unimportant.

- Further restrictions on cabling (plus a lack of fast devices) make it difficult to attain transfer rates even remotely close to the maximum.

Additionally, the IEEE-488 specification itself is quite complex. This has resulted in subtle errors in its implementation and description (to which this article may not be immune).

The power and flexibility of the 488 bus reside predominantly in the Controller, which can dynamically reconfigure the bus participation and is itself generally equipped with Talker and Listener functions. For example, a Controller can send commands to address a device to talk, listen, be inactive, or cause either some selected devices or all devices to perform a common function (e.g., trigger). Controllers can be purchased as standalone dedicated devices or added onto general-purpose computers (as, for example, with Hewlett-Packard computers or as hardware additions to S-100 computers).

Several manufacturers offer LSI chips that perform the 488 interface functions (with varying degrees of capability and speed) and are used by most 488 devices (including the S-100 based controller) manufacturers. The 488 interface boards available for S-100 computers have grown markedly to include Cromemco, Dylon, D & W Engineering, I/O Technology, National Instruments, Pickles & Trout, and others. (Note to Osborne owners: errors in the

488 drivers in the (early) single-density ROM BIOS were corrected in the double-density version. In single density, either avoid using the Control Out routine with REN TRUE, or follow it by going to Standby, then Take Control.)

I have used some of these boards (such as Pickles & Trout) extensively. Most come with machine-language source code to drive the board, and many offer software that easily interacts with Microsoft Basic and various compiled languages. Some also offer S-100 interrupt capability. Since the S-100 processor must interact with the 488/S-100 interface board, transfer rates on the 488 bus that involve the 488/S-100 interface board are generally limited to a maximum of 5 to 50 K/sec.

## IEEE-488 bus

There are only three basic participants (Table 1) on the bus: Controllers (only one may be in charge at a time); Talkers (only one at a time); and Listeners (limited by the 15-device maximum of the bus). Coupled to these functions are the Source and Acceptor Handshake functions necessary to ensure error-free transfers on the data lines. There are five remaining bus functions, which provide special optional capabilities. Devices usually specify their 488 capability in a code printed next to the connector.

The Controller orchestrates the activities on the bus and generally identifies its unique status on the bus by asserting TRUE on the Attention (ATN)

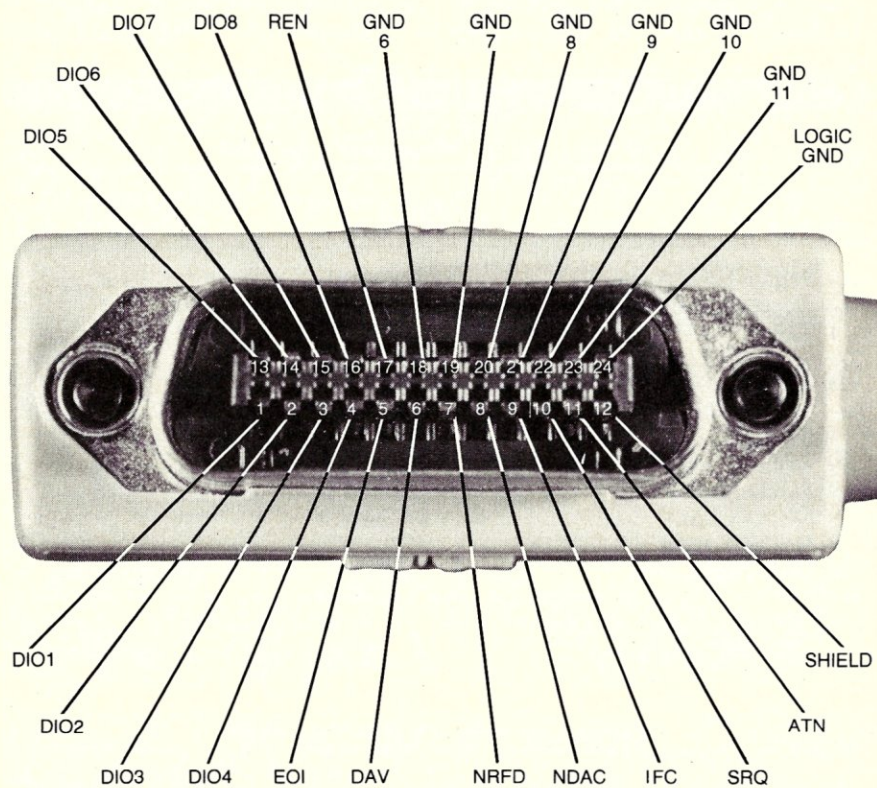



Figure 1. Photograph of an IEEE-488 connector showing both male and female sides and the corresponding signal pinout.







# The Most Affordable Disk Maker™ in the Universe



Disk Maker II shown with optional drives.

## Download fast, read over 100 formats easily, reformat rapidly

### Disk Maker II

The more disk formats you work with, the more your Disk Maker™ system saves time and money by reading and/or writing disks in any of over 100 formats. No modems, no patches, no other special software necessary.

**Accommodates** most popular formats: Osborne, Cromemco, SuperBrain, Morrow, DEC Rainbow, Epson, Sanyo, Kaypro, TeleVideo, Toshiba, Cerrox, Altos, Eagle, CompuPro, Monroe, NEC, IBM PC\*. Send for complete list, which is expanded and updated regularly.

**Disk Maker II** is a complete, stand alone system with one 8" DSDD disk drive, one 48 tpi 5¼" DSDD disk drive, 6 MHZ Z80B, 64K CP/M system with Disk Maker™ software. (96 tpi and second 8" drive optional.) Just plug in your terminal and make disks!

**CIRCLE 123 ON READER SERVICE CARD**

**Bundled software** includes MicroShell™/MCALL-II communications software.

**Supported** with comprehensive, easy-to-read manual, software updates (\$25.00, all formats in revision), and additional drives and hard disk options.

Best of all, Disk Maker II is ready to run at **\$2995!**

**Disk Maker™**  
prices from  
**\$1,495**

Dealer inquiries welcomed.

### Disk Maker I

**With an S-100 system**, you can run this low cost peripheral. Accommodates the same disk formats as Disk Maker II.

**Disk Maker I** is complete with S-100 controller board, one 48 tpi DSDD 5¼" disk drive, dual drive cabinet and power supply, cables and Disk Maker software. 96 tpi and 8" drives are optional.

Start saving time and money with Disk Maker I, **\$1495.**

\*with low-cost option TOMS

**NEW  
GENERATION  
SYSTEMS**

1800 Michael Faraday Drive, Suite 206, Reston, VA 22090  
(703) 471-5598  
Order Line: (800) 368-3359



# IEEE-488 BUS

*Continued from page 90*

lent state. While not necessary for its use, a thorough understanding of the bus requires familiarity with these state diagrams [1]. The 10 functions are:

## 1,2. Handshaking (SH and AH).

An interlocked handshake sequence is used to guarantee proper transfer of each byte on the data lines (DIO1-DIO8). The transfer cannot be initiated by the Source until all Acceptors are ready, and any Acceptor will delay the the termination of the transfer (or Multiline message) until it has fully accepted the byte. Thus, the slowest participating device determines the pace of the handshake. See "Hardware Details: Handshaking Lines" below.

**3. Talker or Extended Talker (T, TE).** All Talkers (only one permitted at a time) must be capable of Source and Acceptor Handshaking, since they must also be able to receive Multiline commands from the controller. Capabilities vary with a device's ability to (1) respond to Secondary (or extended, if more than 31) addresses (T vs. TE); (2) provide a Talk-Only mode (T & TE 1,3,5,7); (3) respond to a Serial Poll (T & TE 1,2,4,5); and (4) unaddress (unbecome a Talker) when its listen address is sent (T & TE 5,6,7,8). Talkers (except Talk Only) must also cease being Talkers if a Universal UNTalk (UNT) command or Other Talk Address (OTA) is sent by the Controller. The Standard requires the Talk-Only mode to be activated by a manual switch, which causes the device to power up and permanently occupy the Talker role on the bus (it won't UNTalk). Note that the Serial Poll capability is not a separate function, but a subset of the Talk function.

**4. Listener or Extended Listener (L, LE).** Listeners differ with respect to their ability to (1) respond to Secondary addresses (L vs. LE); (2) provide a Listen-only mode (L & LE 1,3) and (3) unaddress (unbecome a Listener) when their talk address is sent (L & LE 3,4). The Listen-Only capability is similar to Talk Only. Primitive Listeners (L & LE 1,2) require only Acceptor Handshake capability.

**5. Service Request (SRQ).** Devices with this capability (SR1) can request service from the Controller at any time by asserting TRUE on the SRQ Interface Management Line. They must also be able to respond to a Serial Poll (T & TE 1,2,4,5). See "Multiline Commands: (Universal) Serial Poll Enable."

**6. Remote/Local (RL).** Devices with this capability (RL1,2) can select between two sources of programming input (for range, function, triggering,

etc.): (1) front panel control (local) or (2) 488 interface (remote). A device's programmability in Remote may be less extensive (or more so) than in Local. A device goes into Remote when the Controller sends its Listen address while asserting the REN line. In Remote, the front panel controls, except power on/off and bus-related controls (manual SRQ and Go To Local) are inoperative. RL1 differs from RL2 in its ability to permit Lockout (Local Lockout—LLO) of the Go To Local front panel button.

**7. Parallel Poll (PP).** Provides a

---

## The transition to bus participation comes when the Controller sends a command that assigns a role to a device.

---

device with the ability to convey its status over one of the data lines to the Controller. Devices are individually configured and can then be simultaneously polled by the Controller much more quickly than with Serial Polling. PP1 signifies that the device's response to a Parallel Poll is remotely configurable; PP2 signifies that it is locally configurable. See "Multiline Commands: (Addressed) Parallel Poll Configure."

**8. Device Clear (DC).** DC1 provides the ability to clear (initialize) devices individually or as a group using an Addressed command (Selective Device Clear) or a Universal command (Device Clear). DC2 omits Selective Device Clear. Generally, Device Clear places the device's functions (voltage scale, triggering, etc.) in the power-on state (this is not identical to power on in terms of placing the device's 488 interface in a quiescent state). However, a manufacturer is free to clear the device's functions to any condition.

**9. Device Trigger (DT).** DT1 is an Addressed command that triggers the operation of devices individually or in groups. Once an operation has been started, a device will not respond to subsequent Device-Trigger commands un-

til its first operation is complete.

**10. Controller (C).** Only Controllers have the ability to assert the ATN, IFC or REN lines and are therefore uniquely able to create Talkers or Listeners, as well as send Addressed (e.g. Group Trigger) or Universal (e.g. Device Clear) commands. Controllers vary widely in their ability to perform a Parallel Poll, respond to a Service Request, perform Talk and Listen functions, pass or take control from a second Controller, etc. With the exception of the latter, many Controllers have all of the above capabilities.

## Hardware details

For those experienced with the vagaries of setting up RS-232 interfaces, the 488 bus will come as a pleasant surprise. All 488 cable connectors incorporate both male and female (stackable) connections with locking screws (Figure 1), so that adapters are never necessary and both linear and star configurations are easily set up. (Watch the screws! Black threads are metric; silver are English.) Also, there are no ambiguities regarding baud rate, stop bits, which signals appear where, etc.

The 488 bus employs eight Data lines, three Handshaking lines, and five Interface Management lines. Lines are generally at 2.5 to 3.7 volts until an open collector line driver pulls the line to ground (tri-state drivers are optional on some of the lines; see Table 1). This results in a wired ORing scheme, whereby any device(s) can maintain a line low. The 488 Standard uses a negative TRUE logic convention, meaning that TRUE (logical 1) equals low (< 0.8 volts) and FALSE equals high (> 2.0 volts).

**Data lines (DIO1-DIO8).** The Data lines are used to transmit data (including "normal" data, device status and device program codes) between a Talker and Listeners, as well as Addressed commands (between a Controller and Listeners) and Universal commands (between a Controller and all devices).

**Handshaking lines (NRFD, DAV, and NDAC).** The three Handshaking lines operate under a fairly complex set of rules to provide a fully interlocked handshake for transmitting over the Data lines. The detailed sequence of events is described in Figure 2. It is again worth noting that the pace of the handshake (i.e., any transmission over the Data lines) is controlled by the slowest participating device (Controller, Talker or Listener).

**Interface Management lines (ATN, EOI, IFC, REN and SRQ).** Five lines are used to manage the 488 bus, and the information conveyed on



# BEFORE YOU BUY ANOTHER PIECE OF SOFTWARE

## CONSULT THIS BUYER'S GUIDE

Selecting the programs, systems and games for your personal computer can be an ordeal. You want the best package that's compatible with your system—*at the right price!*

LOOK NO FURTHER, THE OLYMPIC EDITION OF THE *CREATIVE COMPUTING 1984 SOFTWARE BUYER'S GUIDE* IS HERE!

The Editors of *CREATIVE COMPUTING* have awarded the Olympic Gold, Silver and Bronze medals to the leading software packages in the following categories:

- Full-feature word processors
- Home word processors
- Education: Pre-school, Elementary and Secondary
- Spreadsheets
- Database packages
- Games

Full descriptions, product reviews and screen photos of each award winner make this the definitive guide to the leading software of 1984!

In addition to the Olympic Ratings Guide, you'll find:

- A complete directory of software products with full program descriptions, system requirements and prices, PLUS
- A full listing of software



manufacturers, with names, addresses, types of software made and compatible hardware for each product!

If you own an Apple, Atari, Commodore 64, TRS-80 Color Computer, or any IBM PC, and you're in the market for new business, educational, personal productivity, recreational and utility programs, take the ordeal out of shopping...save money and get the best package for your system *at the best price!*

**Order your copy of the CREATIVE COMPUTING 1984 SOFTWARE BUYER'S GUIDE today!**

Also available at your local newsstand and computer store.

**Creative Computing 1984**

## SOFTWARE BUYER'S GUIDE

CN 1914, Morristown, NJ 07960

NZ7F

# YES!

I'm enclosing \$4.95 (\$3.95\* plus \$1 postage & handling) for the 1984 SOFTWARE BUYER'S GUIDE. (Outside USA \$6.)

Mr./Mrs./Ms. \_\_\_\_\_ print full name

Address \_\_\_\_\_

City/State/Zip \_\_\_\_\_

\*Residents of CA, NJ and NY State add applicable sales tax.



# IEEE-488 BUS

Continued from page 92

these lines is usually known as *Uniline* messages, since only one line is involved (i.e., in general, the data lines are not used). These can take the form of commands from the Controller (e.g., IFC), but also include messages to the Controller (e.g., SRQ) or to Listeners (EOI). The five interface management lines are:

**ATN.** Attention is asserted low (TRUE) only by the Controller, indicating to all devices that the Data lines will contain a special command to tell devices to become Talkers or Listeners or perform a Secondary, Addressed (to Listeners) or Universal command.

**EOI.** End Or Identify is used to signal the last byte of a string sent on the Data lines asserted by a Talker (ATN FALSE) as the last byte is placed on the Data lines. It is also asserted (with ATN TRUE) by the Controller to initiate a Parallel Poll.

**IFC.** The Interface Clear line is asserted low (TRUE) only by the controller and places the bus (i.e., the 488 interface modules in all devices) in a known quiescent state. For example, all Talkers and Listeners go into the idle state (UNTalk and UNListen), although devices do not Go To Local (GTL), nor are they cleared (DCL or SDC).

**REN.** The Remote ENable line is asserted TRUE only by the Controller to permit remote programming of devices on the bus. Devices with Remote/Local (RL1,2) capability (and providing they are Listeners and REN is TRUE) are able to be remotely programmed by receiving Multiline messages (usually sent by the Controller acting as a Talker). Generally, remote programming mimics (some or all of) and disables the front panel controls (except those which relate to the bus, like Service Request or Go To Local buttons—see Universal Command: Local Lockout). On power-up or if REN becomes FALSE, all devices will shift to the Local state. See "IEEE-488 Functions: Remote/Local and Device-Dependent Messages."

**SRQ.** The Service ReQuest line is asserted TRUE by a device(s) capable of Serial Polling (a Talk function subset) to signal a need for attention. Some devices can be programmed (using a status mask) to define the conditions under which they will generate an SRQ. Some devices also permit SRQ to be generated from front panel (operator) input. The Controller must sense the SRQ line and perform a Serial Poll to determine which devices need service. See "Multiline Commands: (Universal) Serial Poll Enable."

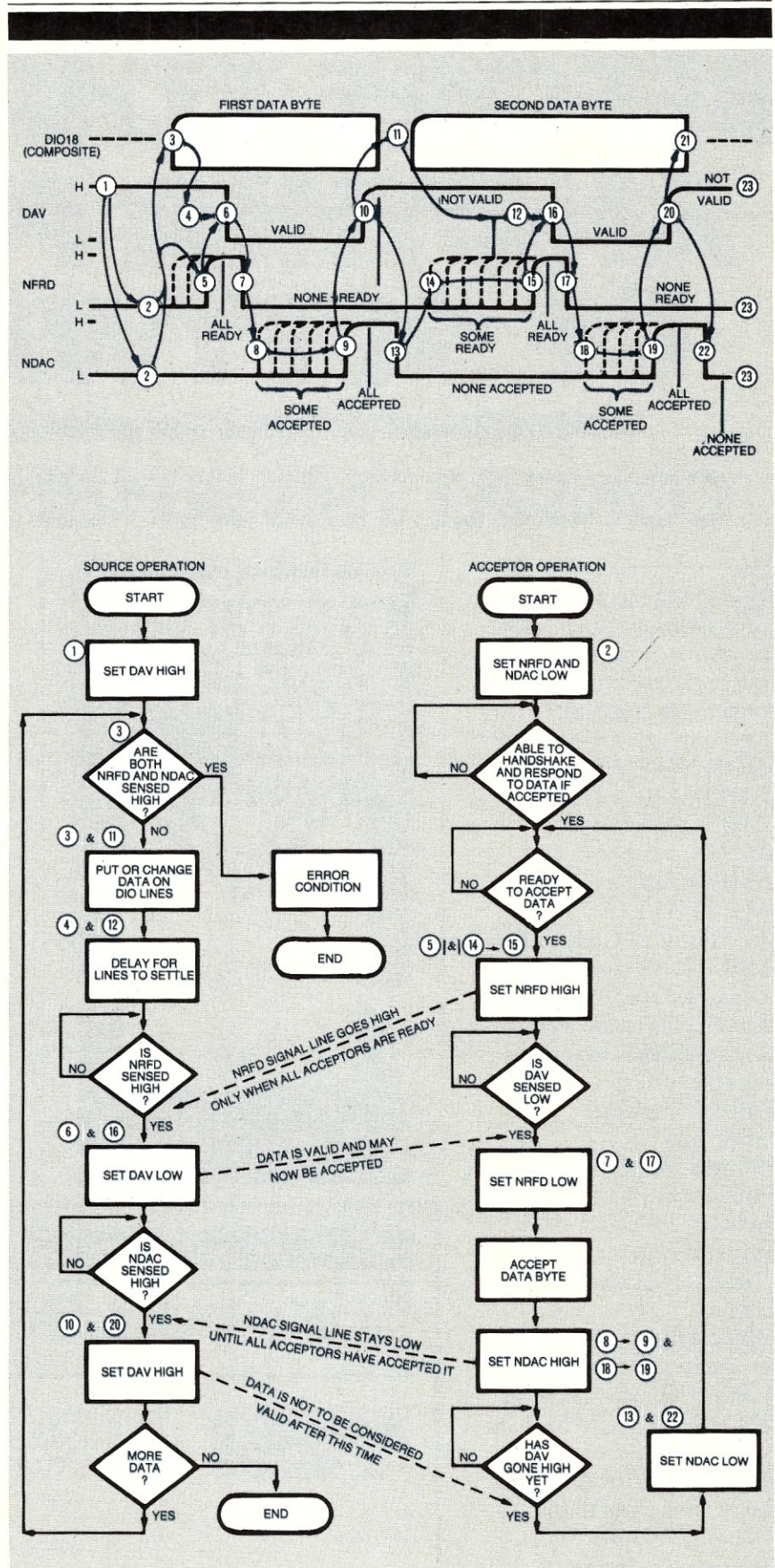


Figure 2. The detailed sequence of events involved in handshaking process. Reprinted with permission from reference [1].



# At Last!

# The Premier Data-Comm Package from the CP/M World is Now Available for MS-DOS & CP/M-86

MITE allows access to virtually any information utility such as CompuServe and Dow Jones. MITE can exchange files with a large number of mainframes and microcomputers. MITE is pre-configured for over 100 microcomputers and supports most popular modems. MITE features an easy-to-use menu system and supports multiple protocols.



2639 North Monroe Street  
 Box 68 Suite B-188  
 Tallahassee, FL 32303  
 Mailing: P.O. Box 6045  
 Tallahassee, FL 32314 • Telephone (904) 385-1141

**MYCROFT LABS INC.**

Dealer and distributor enquiries encouraged.  
 CIRCLE 171 ON READER SERVICE CARD

ALL SALES SUBJECT TO THE TERMS OF OUR 90 DAY LIMITED WARRANTY. FREE COPY UPON REQUEST.

## 64K S100 STATIC RAM

**\$199<sup>00</sup>**  
KIT

**NEW!**

LOW POWER!  
RAM OR EPROM!

**BLANK PC BOARD WITH DOCUMENTATION \$55**


SUPPORT ICs + CAPS \$17.50

FULL SOCKET SET \$14.50

FULLY SUPPORTS THE NEW IEEE 696 S100 STANDARD (AS PROPOSED)

FOR 56K KIT \$185

**ASSEMBLED AND TESTED ADD \$50**




### FEATURES:

- \* Uses new 2K x 8 (TMM 2016 or HM 6116) RAMs.
- \* Fully supports IEEE 696 24 BIT Extended Addressing.
- \* 64K draws only approximately 500 MA.
- \* 200 NS RAMs are standard. (TOSHIBA makes TMM 2016s as fast as 100 NS. FOR YOUR HIGH SPEED APPLICATIONS.)
- \* SUPPORTS PHANTOM (BOTH LOWER 32K AND ENTIRE BOARD).
- \* 2716 EPROMs may be installed in any of top 48K.
- \* Any of the top 8K (E000 H AND ABOVE) may be disabled to provide windows to eliminate any possible conflicts with your system monitor, disk controller, etc.
- \* Perfect for small systems since BOTH RAM and EPROM may co-exist on the same board.
- \* BOARD may be partially populated as 56K.

## 256K S-100 SOLID STATE DISK SIMULATOR!

WE CALL THIS BOARD THE "LIGHT-SPEED-100" BECAUSE IT OFFERS AN ASTOUNDING INCREASE IN YOUR COMPUTER'S PERFORMANCE WHEN COMPARED TO A MECHANICAL FLOPPY DISK DRIVE.



**BLANK PCB (WITH CP/M\* 2.2 PATCHES AND INSTALL PROGRAM ON DISKETTE)**

**\$69<sup>95</sup>**

### FEATURES:

- \* 256K on board, using + 5V 64K DRAMS.
- \* Uses new Intel 8203-1 LSI Memory Controller.
- \* Requires only 4 Dip Switch
- \* Selectable I/O Ports.
- \* Runs on 8080 or Z80 S100 machines.
- \* Up to 8 LS-100 boards can be run together for 2 Meg. of On Line Solid State Disk Storage.
- \* Provisions for Battery back-up.
- \* Software to mate the LS-100 to your CP/M\* 2.2 DOS is supplied.
- \* The LS-100 provides an increase in speed of up to 7 to 10 times on Disk Intensive Software.
- \* Compare our price! You could pay up to 3 times as much for similar boards.

**\$349<sup>00</sup>**


#LS-100 (FULL 256K KIT)

## THE NEW ZRT-80 CRT TERMINAL BOARD!

A LOW COST Z-80 BASED SINGLE BOARD THAT ONLY NEEDS AN ASCII KEYBOARD, POWER SUPPLY, AND VIDEO MONITOR TO MAKE A COMPLETE CRT TERMINAL. USE AS A COMPUTER CONSOLE, OR WITH A MODEM FOR USE WITH ANY OF THE PHONE-LINE COMPUTER SERVICES.

### FEATURES:

- \* Uses a Z80A and 6845 CRT Controller for powerful video capabilities.
- \* RS232 at 16 BAUD Rates from 75 to 19,200.
- \* 24 x 80 standard format (60 Hz).
- \* Optional formats from 24 x 80 (50 Hz) to 64 lines x 96 characters (60 Hz).
- \* Higher density formats require up to 3 additional 2K x 8 6116 RAMS.
- \* Uses N.S. INS 8250 BAUD Rate Gen. and USART combo IC.
- \* 3 Terminal Emulation Modes which are Dip Switch selectable. These include the LSI-ADM3A, the Heath H-19, and the Beehive.
- \* Composite or Split Video.
- \* Any polarity of video or sync.
- \* Inverse Video Capability.
- \* Small Size: 6.5 x 9 inches.
- \* Upper & lower case with descenders.
- \* 7 x 9 Character Matrix.
- \* Requires Par. ASCII keyboard.



**BLANK PCB WITH 2716 CHAR. ROM, 2732 MON. ROM**

**\$59<sup>95</sup>**

SOURCE DISKETTE - ADD \$10  
 SET OF 2 CRYSTALS - ADD \$7.50

WITH 8 IN. SOURCE DISK!  
 (CP/M COMPATIBLE)

**\$129<sup>95</sup>**

(COMPLETE KIT, # ZRT-80 2K VIDEO RAM)

## Digital Research Computers

P. O. BOX 461565 • GARLAND, TEXAS 75046 • (214) 271-3538

**TERMS:** Add \$3.00 postage. We pay balance. Orders under \$15 add 75¢ handling. No C.O.D. We accept Visa and MasterCard. Texas Res. add 5% Tax. Foreign orders (except Canada) add 20% P & H. Orders over \$50 add 85¢ for insurance.



## Our Interfaces

# Support The GPIB

For All Major  
Computer Buses,  
Operating  
Systems  
and Languages

### Computers

IBM PC™, PC XT  
PCjr™, COMPAQ™  
AT&T, TI™  
VMEbus  
S-100 bus  
MULTIBUS™  
Q-bus™  
UNIBUS™  
Rainbow 100™  
STD bus

### Operating Systems

PC DOS, Z DOS  
RSX, RT, TSX  
UNIX, VMS  
AEGIS  
CP/M 80/86

### Languages

BASIC, C  
Compiled BASIC  
FORTRAN, Pascal  
Supersoft FORTRAN,  
MACRO  
Assembly

FOR THE GPIB  
SPECIALISTS  
CALL



12109 Technology Blvd.  
Austin, Texas 78727  
Phone (512) 250-9119  
Toll-Free (800) 531-5066  
Telex #756737 NAT INST AUS

CIRCLE 38 ON READER SERVICE CARD

IBM and PCjr trademark International Business Machines  
TI is a trademark of Texas Instrument. MULTIBUS  
is a trademark of Intel, Q-Bus, Unibus, & Rainbow 100  
are trademarks of DEC.

## IEEE-488 BUS

Continued from page 94  
**Multiline commands**

Multiline commands (ATN TRUE—see Tables 2 and 3) are an artificial subset of Multiline messages, which are simply bus transactions that use the data lines and therefore involve handshaking. The Controller sends a Multiline command by asserting ATN TRUE and simultaneously placing a byte command (a 2-byte sequence is used for Secondary commands) on the data lines. The type of command is determined by the three most significant bits (Table 2), with the lower bits specifying the particular address or command. The Controller also uses Multiline messages by acting as a Talker (ATN FALSE—after first placing a device into the Listen state) to send a series of data bytes that program the device for voltage scale, triggering mode, etc. These noncommand messages are sent while ATN is FALSE and are called *device-dependent messages* (to be discussed in that section).

**Talk and Listen (Addressed) commands.** The Talk and Listen address commands are characterized by the three high bits (X10 for talk, X01 for listen—see Table 2). Devices can share a

Listen address, although a Talk address cannot be shared by other Talkers. Devices which have both Talk and Listen capabilities often use a common address for both functions. The address of a device is set by five switches (usually at its rear), which select an address between 0 and 30 (binary 00000 to 11110) and correspond to the low 5 bits of the Talk (MTA) or Listen (MLA) address command (Table 3).

A device with a binary address of 01001 would recognize its Talk address (i.e., become a Talker) by seeing X10 01001 (ASCII 'I') on the data lines (with ATN TRUE), while its listen address would be X01 01001 (ASCII ')—where 'X' means the bit isn't used). Upon hearing its Talk or Listen address, a device will assume its function once the ATN line is released. The one remaining address, 31 (binary 11111), is reserved to UNTalk (ASCII '\_') or UNListen (ASCII '?') all devices. Note exceptions and limitations described in the IEEE-488 Functions section.

**Secondary commands.** This group (SCG—see Table 2) is distinct from the primary command group (PCG, which includes all other commands in this section). Table 2 indicates the characteristic bit pattern (X11) of Secondary commands. These are sent as a 2-byte


Table 3. Remote message coding\*

Mnemonic	Message name	Type	Class	DIO LINES								A E S I R T O R F E N I Q C N							
				8	7	6	5	4	3	2	1								
ATN	attention	U	UC	x	x	x	x	x	x	x	x	x	x	x	1	x	x	x	x
DAB	data byte	M	DD	D	D	D	D	D	D	D	D	D	D	D	0	x	x	x	x
DCL	device clear	M	UC	x	0	0	1	0	1	0	0	1	0	0	1	x	x	x	x
END	end	U	ST	x	x	x	x	x	x	x	x	x	x	x	0	1	x	x	x
GET	group execute trigger	M	AC	x	0	0	0	1	0	0	0	0	0	0	1	x	x	x	x
GTL	to to local	M	AC	x	0	0	0	0	0	0	0	0	1	1	1	x	x	x	x
IDY	identify	U	UC	x	x	x	x	x	x	x	x	x	x	x	x	1	x	x	x
IFC	interface clear	U	UC	x	x	x	x	x	x	x	x	x	x	x	x	x	x	1	x
LLO	local lock out	M	UC	x	0	0	1	0	0	0	1	1	1	1	1	x	x	x	x
MLA	my listen address	M	AD	x	0	1	L	L	L	L	L	L	L	L	1	x	x	x	x
MTA	my talk address	M	AD	x	1	0	T	T	T	T	T	T	T	T	1	x	x	x	x
MSA	my secondary address	M	SE	x	1	1	S	S	S	S	S	S	S	S	1	x	x	x	x
PPC	parallel poll configure	M	AC	x	0	0	0	0	1	0	1	0	1	1	1	x	x	x	x
PPE	parallel poll enable	M	SE	x	1	1	0	S	P	P	P	P	P	P	1	x	x	x	x
PPD	parallel poll disable	M	SE	x	1	1	1	D	D	D	D	D	D	D	1	x	x	x	x
PPR1	para. poll resp. 1	U	ST	x	x	x	x	x	x	x	1	1	1	1	1	1	x	x	x
PPR2	para. poll resp. 2	U	ST	x	x	x	x	x	x	1	x	1	1	1	1	1	x	x	x
PPR3	para. poll resp. 3	U	ST	x	x	x	x	1	x	x	1	1	1	1	1	1	x	x	x
PPR8	para. poll resp. 8	U	ST	1	x	x	x	x	x	x	x	1	1	1	1	1	x	x	x
REN	remote enable	U	UC	x	x	x	x	x	x	x	x	x	x	x	x	x	x	1	x
RQS	request service	U	ST	x	1	x	x	x	x	x	x	x	x	x	0	x	x	x	x
SDC	selected device clear	M	AC	x	0	0	0	1	0	0	1	0	0	0	1	x	x	x	x
SPD	serial poll disable	M	UC	x	0	0	1	1	0	0	1	1	0	0	1	x	x	x	x
SPE	serial poll enable	M	UC	x	0	0	1	1	0	0	0	0	0	0	1	x	x	x	x
SRQ	service request	U	ST	x	x	x	x	x	x	x	x	x	x	x	x	1	x	x	x
TCT	take control	M	AC	x	0	0	0	1	0	0	1	1	1	1	1	x	x	x	x
UNL	unlisten	M	AD	x	0	1	1	1	1	1	1	1	1	1	1	x	x	x	x
UNT	untalk	M	AD	x	1	0	1	1	1	1	1	1	1	1	1	x	x	x	x

\* This listing is complete except for codes for Handshake and DAB variations. See Table 2 for code key.



S-100 BUS  
Mainframes  
with Patented  
cooling, and  
constant voltage  
power supplies.



Disk Drive  
Enclosures for  
Floppy disk,  
Hard disk, Tape  
Backup or  
Combinations.

**PARA DYNAMICS** builds a variety of modern, efficient, trouble-free expandable housing systems for most S-100 BUS configurations. Whether a rack mount, desk top, or stand alone, our patented super-efficient heat dissipation system can end your board-level failures due to high temperatures. Please call today for full details. **(602) 991-1600**  
**PARA DYNAMICS CORPORATION • 7895 EAST ACOMA • SCOTTSDALE, AZ 85260**  
 CIRCLE 165 ON READER SERVICE CARD

Technologically

## Superior S-100 (IEEE 696) BOARDS WITH A PAST AND A FUTURE From Syntech Data Systems (SDSYSTEMS)

- DUAL PROCESSOR CPU BOARDS • STATIC RAM • DYNAMIC RAM
- MASTER OR SLAVE Z80 BOARD • FLOPPY/WINCHESTER CONTROLLERS
- MULTI I/O BOARDS • AND MANY MORE

Supporting Concurrent CP/M\*, UNIX\*, PC-DOS/MS-DOS\*, TURBODOS\*, and CP/86\*

MCC also provides S-100 Systems Including:

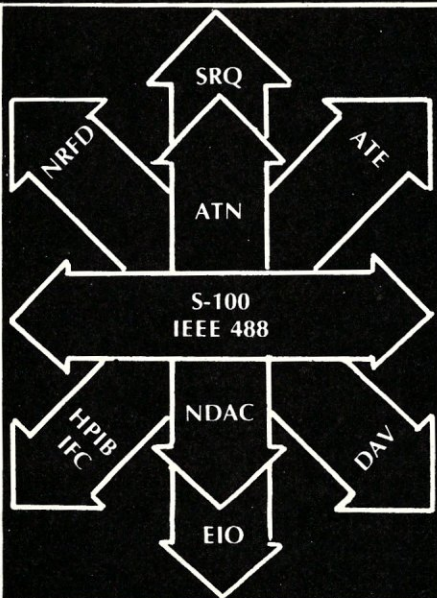
- MULTI-USER
- MULTI-TASKING
- MULTI-O/S
- LABORATORY CONTROL

\*Manufacturers Trademarks

For more information call **301-942-5442**

**MCC** MICRO  
COMPUTER  
COMPANY INC.  
101 Wheaton Plaza North, Wheaton, Maryland 20902  
**SALES ★ SERVICE ★ SUPPORT**

CIRCLE 96 ON READER SERVICE CARD



## THE 488+3

IEEE-488

### IEEE 488 TO S-100 INTERFACE



S-100

- Controls IEEE 488 (HPB) Instruments with an S-100 computer
- Acts as controller or device
- Basic and assembly language drivers supplied
- Meets IEEE 696 specification
- Industrial quality burned in and tested
- Up to 125K bytes/sec under software control
- 3 parallel ports (8255-5)
- \$375

**D&W DIGITAL**

20655 HATHAWAY AVENUE  
HAYWARD, CA 94541 • (415) 887-5711

CIRCLE 66 ON READER SERVICE CARD



# IEEE-488 BUS

Continued from page 96

sequence, the first byte of which is a Primary command such as Talk address (MTA), listen address (MLA), or Parallel Poll Configure (PPC).

**SAD.** The Secondary Address command is essentially a 2-byte address and is implemented only by extended Talkers (TE) and Listeners (LE). It permits 31 secondary addresses for every one of the 31 primary addresses, although its implementation is device dependent, and few devices have the capability.

**PPE and PPD.** The Parallel Poll Enable and Parallel Poll Disable Secondary commands are required for Parallel Poll capability (PP1,2—only occasionally implemented). The first byte of the sequence is the Addressed command: Parallel Poll Configure, followed by the PPE or PPD 'byte' (Table 3). See "Multiline Commands: (Addressed) Parallel Poll Configure."

**Addressed commands (GET, GLT, PPC, SDC, and TCT).** These Addressed commands (bit pattern X000—see Tables 2 and 3) are performed *only* by devices currently assigned as Listeners. Recall that the Standard does not require these devices to perform every bus function, although they must adhere to a specific, well-defined level of capability (Table 1).

**GET.** Group Execute Trigger (last 4 bits: 1000; ASCII 'cntrl-H') causes devices with the DT1 capability to be triggered simultaneously. See "IEEE-488 Functions: Device Trigger."

**GTL.** Go To Local (last 4 bits: 0001; ASCII 'cntrl-A'). A device with this capability (RL1,2) returns from Remote to Local (front panel programming control) upon receiving this command. A device will only go (back) to the Remote state when the Controller sends its Listen address (MLA) with the REN line asserted. If REN is released, all devices Go To Local. Remote and Local do not describe the device's participating on the bus; they indicate the source (front panel or 488) of its programming (for voltage range, triggering mode, etc.).

**PPC.** Parallel Poll Configure (last 4 bits: 0101; ASCII 'cntrl-E'). Parallel Polling is a complex capability (PP1,2), often not implemented, which is complementary to the Serial Poll capability. In a Serial Poll the request for service is initiated by the device (using the SRQ line); a Parallel Poll is always initiated by the Controller and permits the status of many devices to be determined simultaneously and quickly. Conceptually and in contrast to Serial Polling, Parallel Polling is used for high throughput

## Listing 1. A program to set up and acquire data using a DVM and scanner.

This section contains a canned routine which sets up the "hooks" from MBasic to the Pickles & Trout routines that drive the 488/S-100 board. First set aside (create) variable space in MBasic. The first CALL requires location (from CP/M) of P&T routines. It, in turn, passes the addresses of all of the variables to P&T for its access.

```
100 CNTL%=CNTLC%+TALK%+TALKC%+LSTN%+LSTNC%+SPOLL%+PPOLL%+DREN%
110 REN%=STATUS%+IFC%+BRSET%+IOSET%+PROTCL%+ECHO%
120 ERCODE%=TIME%+EOT%+EOS%+LENGTH%+POLL%+BUS%+ECHOIN%+ECHOOUT%
130 X=256*PEEK(7)+PEEK(6)+9
140 IF X>32767 THEN X=X-655361
150 SETUP%=CINT(X)
160 CALL SETUP% (CNTL%,CNTLC%,TALK%,TALKC%,LSTN%,LSTNC%,SPOLL%,PPOLL%,DREN%,
    REN%,STATUS%,IFC%,BRSET%,IOSET%,PROTCL%,ECHO%,IOPORT%)
170 CALL IOSET%(ERCODE%,TIME%,POLL%,BUS%)
180 CALL PROTCL%(EOT%,EOS%,LENGTH%)
190 CALL ECHO%(ECHOIN%,ECHOOUT%)
200 CR$=CHR$(13) : REM Assign contents:
210 SDC%=CHR$(4) : REM Selective Device Clear = ^D
220 TRIGG%=CHR$(8) : REM Group Execute Trigger = ^H
230 LLO%=CHR$(17) : REM Local LockOut = ^Q
240 UNTALK%=CHR$(95) : REM UNTalk address = ASCII "_ "
250 UNLSTN%= "?" : REM UNListen address = ASCII "? "
260 DVM$="FL120R3T3" : REM String contains DVM program codes for: Filter on;
270 REM Autozero off; 1 volt range; & single trigger.
```

We now can use the 488 bus to clear and set up the bus and devices.

```
300 CALL IFC% : REM Send Uniline message to cause InterFace Clear.
310 CALL REN% : REM Send (& maintain) Remote ENable Uniline message.
320 A$="6"+SDC%+LLO$ : REM String has DVM Listen Address, Clear and Lockout
330 CALL CNTL%(A$) : REM Act as Controller (ATN TRUE) & send string A$.
340 A$=DVM$ : REM String contains DVM program codes.
350 CALL TALK%(A$) : REM Act as Talker, send this set up message.
360 A$=UNLSTN$:CALL CNTL%(A$) : REM Act as Controller & UNListen all devices.
```

Obtain time/date from scanner clock and print and save it.

```
500 AC$="TD":GOSUB 800 : REM "TD" prepares Scanner to send time/date.
510 A$="I":CALL CNTL%(A$) : REM Scanner Talk address (tho remotely programmed
520 REM to send time, Scanner was not addressed to be a Talker in line 500).
530 CALL LSTN%(A$):TIME%=A$: REM Controller to act as Listener to hear time.
540 REM Data on the 488 bus will be stored in A$ by the P&T routines, & its
550 REM contents will change if the P&T LiSTeN routines are called again.
560 PRINT TIME%
```

Here we take DVM readings from Channel 0 and 1 of scanner. ERCODE% (line 700) is set by the P&T routines to various nonzero values which represent eight possible "error" conditions, such as the presence of an S-100 reset, another controller in the system, bus timeout error, Service Request asserted, no (handshake) Acceptors on the bus, etc.

```
600 AC$="AC0":GOSUB 800 : REM Send "AC0" to Scanner: Close Channel 0
610 A$="6":CALL CNTL%(A$) : REM "6" is the Listen address of the DVM.
620 A$=TRIGG$:CALL CNTL%(A$) : REM TRIGG$ = addressed command: trigger.
630 A$="V":CALL CNTL%(A$) : REM "V" is the DVM Talk address.
640 CALL LSTN%(A$) : REM Controller acts as Listener for DVM.
650 R(1)=VAL(MID$(A$,4,6)) : REM Convert data from ASCII to numeric.
660 AC$="AC1":GOSUB 800 : REM Send "AC1" to Scanner: Close Channel 1
670 A$="6"+TRIGG$:CALL CNTL%(A$) : REM Condensed version of lines 610-630
680 CALL LSTN%(A$) : REM Controller to act as Listener for DVM.
690 R(2)=VAL(MID$(A$,4,6)) : REM Convert data from ASCII to numeric.
700 IF ERCODE%>0 THEN GOSUB 1000 : REM If 488 bus error goto error routine.
```

Note that we take the precaution of UNTalking all devices before we have our 488/S-100 interface act as a talker (TALK% - line 820, which requires only a software command and does not involve sending a new talk address over the bus). The two-Talker conflict can be created by controllers or talk-only devices. It is permissible for the 488/S-100 interface to act as a controller while the DVM is a talker, since all devices release the bus and pay attention when the controller asserts ATN.

```
800 A$=UNTALK$:CALL CNTL%(A$) : REM UNTalks DVM.
810 A$=" " :CALL CNTL%(A$) : REM " " is Listen address for Scanner.
820 A$=AC$+CR$:CALL TALK%(A$) : REM Send prgm code string AC$ to Scanner.
830 A$=UNLSTN$:CALL CNTL%(A$):RETURN:REM Send UNListen command and return.
```



# TURBODOS

The world's most advanced microcomputer operating system.

\* SIERRA \* TELETEK \* SD SYSTEMS \*

If you are using one of the above manufacturers board sets with TurboDOS, you are already our customer. If not, you should consider joining us. We have a great deal to offer.

IBM PC

BSI is now supplying TurboDOS on the IBM PC . . .

For information on upgrading your system to the TurboDOS operating system, contact your supplier or BSI. We have been implementing TurboDOS since 1981.

Dealer and Manufacturer queries invited.


**BSI**  
**1064 W. Ocean View Ave.**  
**Norfolk, Va. 23503**  
**Phone 804 587-3066**  
**Telex 757518 BSIORF**

Dealers and Manufacturers only Circle 60  
 End-Users Circle 61

The Little Board®

**Quantity One... \$349\***

The world's simplest and least expensive single board computer



\*Substantial OEM discounts available

- 4MHz Z80A† CPU, 64K RAM
- Mini floppy controller
- On-board -12V converter
- Power Requirement: +5VDC @ .75A; +12VDC @ .05A
- Screws directly onto a mini floppy drive
- Two RS232 serial ports
- Parallel printer port
- Only 5.75 x 7.75 inches

**All this...  
 and CP/M†† 2.2 also!**

**AMPRO**  
 COMPUTERS INCORPORATED

† Z80A is a registered trademark of Zilog, Inc.  
 †† CP/M is a registered trademark of Digital Research.

67 East Evelyn Ave. • Mountain View, CA 94041 • (415) 962-0230

CIRCLE 40 ON READER SERVICE CARD

**Super Fast**

# Get Fast Relief!

S-100! IBM PC/XT! TRS\*80 II! EPSON QX10! ZENITH Z-100!

If you've been "patient" with slow disk drives for too long, SemiDisk will relieve your suffering.

## Fast-acting.

The SemiDisk, a super-fast disk emulator, stores and retrieves data much faster than either a floppy or hard disk.

## Easy to apply.

Installation is as easy as plugging the SemiDisk into an empty slot of your computer, and running the installation software provided.

## Regular and extra-strength.

SemiDisk I is the standard model for S-100, SemiDisk II offers extra speed and flexibility for custom

S-100 applications.

## Contains gentle buffers.

CP/M®80 installation software includes SemiSpool, which buffers print data in the SemiDisk. This allows the computer to be ready for other uses immediately after issuing a print command.

## No emulator amnesia.

The optional Battery Backup Unit (BBU) plugs into the SemiDisk, and supplies power even when the computer is off. A battery keeps the data alive during power outages of four hours or more.

## Stops head-aches.

Unlike a hard disk, which can 'crash' its head on the rotating disk

surface, and a floppy, which grinds the disk constantly, the SemiDisk gives you ultra-fast, silent data transfer.

And SemiDisk's price won't raise your blood pressure.

	512K	1Mbyte
SemiDisk I, S-100	\$995	\$1795
SemiDisk II, S-100	\$1245	\$2095
SemiDisk, TRS-80 II	\$995	\$1795
SemiDisk, IBM PC	\$945	\$1795
SemiDisk, Epson QX10	\$995	
SemiDisk, BBU	\$150	


# SEMIDISK

SemiDisk Systems, Inc.  
 P.O. Box GG,  
 Beaverton, Oregon 97075  
 503-642-3100

Call 503-646-5510 for CBBS/NW and 503-775-4838 for CBBS/PCS, both SemiDisk-equipped computer bulletin boards (300/1200 baud). SemiDisk, SemiSpool trademarks of SemiDisk Systems. CP/M trademark of Digital Research.

CIRCLE 67 ON READER SERVICE CARD





SALES 800 - 528-3138  
TECHNICAL 602-991-7870  
TELEX: 165025 FTCC SEC PHX.

## CompuPro®

CPU Z 6MHz A&T	\$229
CPU 8085/88 A&T	\$349
CPU 8086 10MHz A&T	\$569
CPU 86/87 5MHz A&T	\$739
CPU 68K W/MMU OPTION A&T	\$629
CPU 68K 10MHz CSC	\$600
RAM 17 64K STATIC A&T	\$349
<b>RAM 16 64K STATIC 8&amp;16 A&amp;T</b>	<b>\$329</b>
RAM 21 128K STATIC 8&16 A&T	\$595
RAM 22 256K STATIC 8&16 A&T	\$1,229
M-DRIVE/H 512K RAM-DISK	\$895
INTERFACER 3-8 SERIAL A&T	\$489
INTERFACER 4-3 SERIAL/2 PARALLEL	\$319
SYSTEM SUPPORT 1 A&T	\$319
DISK 1 A&T	\$349
DISK 2 A&T 8" H.D. CNTRL SET	\$559
DISK 3 A&T 5 1/4" H.D. CNTRL	
W/CP/M 80&86	\$559

## MEPI

TB-4 EXTENDER BD. W/LOGIC PROBE	\$67
ICB-10 OPTO ISOLATOR CNTRL A&T	\$165
ICB-10K OPTO ISOLATOR CNTRL KIT	\$146
ZB-1 EXTENDER BD. W/ZIF & SWITCH	\$119

## SYNTECH DATA SYSTEMS

CPU 8/16 EXECUTES Z80 & 8088 CODE, 5 1/4" & 8" FLYP CTRL, 2S, 8 VECTORED & REAL TIME INTERRUPTS	\$689
256K STATIC RAM/ CLK/CAL. BATT.	\$1,425
DYNAMIC RAM 512K (2Mb W/ 41256)	\$1,132
SBC-300 MASTER OR SLV-6MHz, 64K, 1S, 1P, SASI PORT	\$595
VFW-III FLYP 5 1/4" & 8" & 5 1/4" H.D. CNTRL	\$645
VERSALFLOPPY II 4 FLYP CTRL 5 1/4" & 8"	\$295
EXPANDORAM IV 256K W/ PARITY	\$825
EXPANDORAM IV 256K W/ EDC	\$1,435
HDC UP TO 4 5 1/4" H.D. W/ 2S, 1P, CP/M 80 & 86 B10S INCLD.	\$458
I/O 8 W/8 ASYNCHRONOUS RS232	\$435
I/O 4 ANYNCH.	\$505
I/O 4 SYNCH/ 4 ASYNCH.	\$575

## MORROW

MM65KS 64K STATIC RAM BD.	\$319
DJ2D/B MEMORY MAPPED FLYP CTRL	\$476
DJ/DMA 5 1/4" & 8 SOFT/HARD	
SECTOR SUPPORT	\$556
HDC/DMA ST506 5 1/4" H.D. CTRL	\$556
HDCA-4 I/O MAPPED 8" or 14" H.D. CTRL	\$636

## Votrax PERSONAL SPEECH SYSTEM

## ProModem 1200 from... PROMETHEUS

HAYES COMMAND COMPATIBLE W/HELP MENU	\$329
--------------------------------------	-------

## U.S. ROBOTICS FREE TELPAC INCLD.

S-100 BD. MODEM 300/1200	\$359
PASSWORD 1200 AUTO ANS./ DIAL	\$359
AUTO DIAL 212A (HAYES COMPAT.)	\$459

## ZENITH data systems

ZF-111-22 W/ ZVM-135	\$3,395
----------------------	---------

## Electralogics

QUASI-DISK 512K RAM-DISK W/ON-BD. DRV. STATUS LED'S WRITE PROTECT, DMA E-Z INSTALL W/SAMPLE CP/M BIOS	\$895
512K PIGGY-BACK EXPANSION	\$695
BATTERY BACK-UP W/PWR. SUPPLY	\$169

MF10 ALL-IN-ONE I/O BD. IEEE S-100/696 8 ASYNCH. SERIAL, 2 PARA., BAUD RATE GEN., CLOCK-CAL/BATT., PROG PRIORITY INTERRUPT W/8 LEVEL CTRL PERSONALITY BDS & CBLs OPTIONAL	\$469
---	-------

SERIAL OPTION BD. FOR MF10	\$25
CENTRONICS PARA OPTION FOR MF10	\$39
STD PARALLEL OPTION BD. FOR MF10	\$25

## ads ACKERMAN DIGITAL

PROMBLASTER 2@1Kx8 TO 32Kx8 EPROMS AND EPROMS FROM 2508 TO 27256's	\$312
PROM EXTENDER MODULE	\$78

## ADVANCED DIGITAL CORPORATION

SUPER SIX 128-6MHz	\$695
SUPER SLAVE 128 6MHz	\$570
SUPER 186/256-SLAVE	\$1,450
CP/M 3.0	\$350
TURBODOS MULTI-USER	\$650
HDC-100-5 5 1/4" H.D. CONTROLLER W/ S.W. DRIVES	\$450
SUPER STAR SYSTEM: SUPER SIX 128K, 5Mb FIXED, 5Mb REMOV. CART., DSDD FLYP, 2 SUPER SLV-128-6, TURBODOS 1.3 MULTI-USER	\$4,949

## MICRO SYSTEMS CORPORATION

CPZ 48006 6MHz MASTER	\$739
256KMB MEMORY BCARD	\$709
CPS-MX 64K RAM SLAVE 4MHz	\$339
CPS-MX 64K RAM SLAVE 6MHz	\$389
CPS-BMX 128K RAM SLAVE 4MHz	\$495
CPS-BMX 128K RAM SLAVE 6MHz	\$529

## FOLLOW THE STAR NorthStar

ADVANTAGE 8/16 UPGRD. W/64K	\$339
ADVANTAGE GRAPHICS MS-DOS	\$131
HORIZON DD CNTRL (MICRO COMPLEX)	\$353

## SOFTWARE

BDS "C" COMPILER	\$99
C86 C COMPILER	\$299
COMPUVIEW TRANSYS MS-DOS CP/M86 FILE TRANSFER	\$159
COMPUVIEW VEDIT-86/MS-DOS	

## DIGITAL RESEARCH

"C" LANGUAGE COMPILER-86	\$229
CP/M PLUS (3.0)	\$245
CBASIC COMPILER 80	\$325
PASCAL MT-86	\$390
PL/I-86 W/ PROG. UTILITIES	\$488
DR ASSEMBLER PLUS TOOLS	\$130
ACCESS MNGR. 80 = \$195 86 = \$260	
DISPLAY MNGR. 80 = \$260 86 = \$325	
SPEED PROG. PKG. 80 = \$130 86 = \$163	
GSX 80 = \$55 86 = \$65	

SOFTWARE IS NOT RETURNABLE

## PRINTERS

BROTHER HR-15	\$425
BROTHER HR-25	\$695
BROTHER HR-35	\$975
M-2024 MATRIX L.Q.	\$1,099
DAISYWRITER 2000 W/48K	\$975
EPSON RX & FX IN STOCK	CALL

## Anadex

DP9625B, 132 COL., 240 CPS, 72/144	\$1,245
DP9725B, 132 COL., 200 CPS, COLOR	\$1,349
DP6500, 132 COL., 500 CPS, TRACTOR	\$2,486

## PRACTICAL PERIPHERALS

MICROBUFFER EPSON "CARDS":	
<b>MBP-16K PARALLEL</b>	<b>\$65</b>
MBS 32K SERIAL	\$153
MBS 64K PARALLEL	\$195

MICROBUFFER IN-LINE "STAND ALONES":	
MBIS SERIAL 64K	\$244
MBIP PARALLEL 64K	\$244
APPLE II, II+, IIE MICROBUFFER II- 16K	\$181
PROCLOCK/APPLE II, II+, IIE	\$119
SERIAL/APPLE II, II+, IIE W/ RS232, COMMUNICATIONS & GRAPHICS	\$119
GRAPHICARD W/ ON-BD. S.W./35 PRT	\$69

## DISK DRIVES

CALL FOR LOW, LOW PRICES ON SUBSYSTEMS

MAXTOR XT-1065 5 1/4" 65Mb H.D.	\$2,125
MAXTOR XT-1105 5 1/4" 105Mb H.D.	\$2,995
MAXTOR XT-1140 5 1/4" 140Mb H.D.	\$3,749
QUANTUM Q540 5 1/4" 40Mb H.D.	\$1,495

Tandon 100-2 5 1/4" DSDD	\$175
CALL FOR H.D. PRICES	

## Qume 6 MONTH WARRANTY

142 DSDD 5 1/4" 1/2 HI	\$179
242 DSDD 8" 1/2 HI	\$395
842 DSDD 8" STD HI	\$455

## NATIONAL/PANASONIC 5 1/4" 1/2 HI FLYP. DIRECT DRV. 1 YR. WARR \$150

## TOSHIBA

FOR IBM-PC & PORTABLE HIGHEST ENGINEERING QUALITY	
5 1/4" 1/2 HI FLYP. DIRECT DRV. 1 YR. WARR.	\$155

## DISKETTES

MD1D 5 1/4" SSDD BOX/10	\$19.95
MD2D 5 1/4" DSDD BOX/10	\$29.95
MD2D 96TPI 5 1/4" DSDD 80 TRACKS BOX/10	\$35.95
FD2D 1024N 8" DSDD BOX/10	\$33.95

## INDUSTRIAL QUALITY

## CABINETS

DUAL 1/2 HI HORIZ. 5 1/4" FLYP.	\$75
SINGLE STD HI HORIZ. 5 1/4" FLYP	\$59
DUAL 1/2 HI VERT. 8" FLYP	\$195
SINGLE STD. HI VERT. 8" FLYP	\$195

## INTEGRAND

800 DB2F W/ NECESSARY OPTIONS	\$495
1100D W/ OAK SIDE PANELS	\$445
2906 DUAL 5 1/4" W/ 1 SLOT	\$179
2908 DUAL 5 1/4" FLYP & H.D. W/ 3 SLOTS	\$219

## PARA DYNAMICS

2818 PRONTO 18 SLOT, 2X8" FLYP BAYS	\$695
3820S PRONTO W/ SEQUENCER	\$1,159
2810 MINI-PRONTO 10 SLOT 2X8" BAYS	\$749
3510D 10 SLOT W/ 2X5 1/4" FLYP BAYS	\$669

Subject to Available Quantities  
Prices Quoted Include  
Cash Discounts  
Shipping & Insurance Extra

S-100 DIV./696 CORP.  
14425 North 79th Street  
Scottsdale, Arizona 85260

FULL DEALER SUPPORT  
VISIT OUR SHOWROOM  
Hrs. 8:30AM - 5:00PM M-F  
CIRCLE 184 ON READER SERVICE CARD



## IEEE-488 BUS

Continued from page 98

devices requiring a fast response (such as disk drives).

The Secondary command, Parallel Poll Enable (PPE), enables the device's response to a Parallel Poll by telling it how and under what conditions to respond. (The "how" is a 3-bit code sent on DIO1-DIO3 during PPE, which specifies which of the eight data lines the device should assert if it needs service when polled. The "what condition" tells a device to respond to a poll if its internal status "bit" matches the value of bit 4—DIO4—also sent during PPE.) Once enabled, a device will respond to Parallel Polling until it receives a Parallel Poll Unconfigure (Universal) command or the Parallel Poll Disable (secondary) command.

The actual poll is initiated by the Controller when it asserts TRUE on both the ATN and EOI lines, and all enabled devices will respond by sending a Parallel Poll Response (PPR) message by asserting TRUE on their assigned data line if they need service. Thus the status of up to eight devices can be uniquely determined simultaneously, and more than eight devices can be handled by data line sharing (a second Parallel Poll following reconfiguration would be necessary to identify which specific devices need service).

**SDC.** Selective Device Clear (last 4 bits: 0100; ASCII 'cntrl-D') is a capability (DC1 only) that will initialize a device's functions to a condition somewhat similar to power-on. See "IEEE Functions: Device Clear."

**TCT.** Take ConTrol (last 4 bits: 1001; ASCII 'cntrl-I') is a method for passing bus control among multiple Controllers. This command is unique in that the new Controller is first addressed to Talk (not Listen) prior to sending this command. Since few 488 systems employ more than one Controller, this is rarely used (or implemented).

**Universal commands (DCL, LLO, PPU, SPE, SPD).** Universal commands are received by all devices on the bus (not just those addressed to Listen), and are acted on if the device implements the specific function. Recall that the first several bits (X001) distinguish between the Addressed and Universal commands (Table 2).

**DCL.** Device Clear (last 4 bits: 0100; ASCII 'cntrl-T') is identical to the Addressed command Selective Device Clear, except that it affects all devices on the bus with this capability (DC1,2). See "IEEE-488 Functions: Device Clear."

**LLO.** Local LockOut (last 4 bits: 0001; ASCII 'cntrl-Q'). Requires RL1

capability and is primarily designed to augment the remote programming capability by inhibiting the front panel Go To Local button present on some devices. Note that during remote operation (RL1,2 capability), devices will not respond to front panel programming,

## The Controller can dynamically reconfigure bus participation.

although the Go To Local button will remove them from Remote and restore front panel (Local) programming. Local Lockout must be issued with REN TRUE and will take effect whether the device is in Local (called 'Local With Lockout' state—all other front panel controls will be operative) or in Remote ('Remote With Lockout' state), permit-

ting greater security against tampering. Note that if REN goes FALSE, all devices will exit both the Remote and Lockout states and return to the normal Local (without Lockout) state.


**PPU.** Parallel Poll Unconfigure (last 4 bits: 0101; ASCII 'cntrl-U') turns off the entire Parallel Poll capability of all devices and is the condition of the bus on power-up. See "Addressed Command: PPC."

**SPE.** Serial Poll Enable (last 4 bits: 1000; ASCII 'cntrl-X') is used by the Controller to determine the Source of an SRQ (Service Request). The proper sequence involves sending an UNListen command (to prevent other devices from listening to the Serial Poll response) and an SPE. The controller then sends a Talk address and listens (ATN FALSE) for a byte response, ending this sequence by sending Parallel Poll Disable when it finds the source (there may be more than one) of the SRQ. An UNTalk command should be sent to disable the last Talker. The Serial Poll capability is a Talk function subset (T & TE 1,2,5,6).

The response from a device asserting SRQ will be a data byte with bit 6 (DIO6) asserted (known as a Request Service (RQS) response—see Table 3).

## The Cost Efficient EPROM Programmer \$995.00 COMPLETE

Dealer inquiries welcome.



Shown in test mode.

### DISPLAY:

- Bright 1" high display system
- Progress indicated during programming
- Error messages

### KEYBOARD:

- Full travel entry keys
- Auto repeat
- Illuminated function indicators

### INTERFACE:

- RS-232C for data transfer
- 110-19.2K baud
- X-on X-off control of serial data

### FUNCTIONS:

- Fast and standard programming algorithms
- Single key commands
- Search finds data strings up to 256 bytes long
- Electronic signatures for easy data error I.D.
- "FF" skipping for max programming speed
- User sets memory boundaries
- 15 commands including move, edit, fill, search, etc. functions
- Extended mode reads EPROM sets

### GENERAL:

- Stand alone operation, external terminal not needed for full command set
- Total support
- 28 pin sockets
- Faulty EPROMS indicated at socket
- Programs 1 to 128K devices
- Built in diagnostics
- No calibration required
- No personality modules to buy
- Programs new CMOS EPROMS
- Printer interface option
- Complete with 128K buffer

ALSO AVAILABLE FROM SCC:

## The Cost Efficient Erasing Units

FIVE TIMES THE CAPACITY OF OTHER UNITS, FOR LESS THAN \$200!

### FEATURES INCLUDE:

- Unique wave design
- Efficient bulb design
- All-steel, heavy duty design
- Quick erasure time
- Efficient
- Reliable
- Safe
- Affordable and economical
- Portable, easy to use
- EPROMS
- Micro computer
- Industrial design
- Production environment ready
- Timer included

### Three Models Available:

EU-156...over 150 chips

**\$195.00**

EU-312...over 300 chips

**\$359.95**

EU-1050...over 1000 chips

(EPROM or Micro Computer)

**CALL!**

QUICK DELIVERY ON ALL PRODUCTS!

FOR FURTHER INFORMATION ON SCC'S COST EFFICIENT PROGRAMMERS AND ERASING UNITS CALL

## SOUTHERN COMPUTER CORPORATION

3720 N. Stratford Rd., Atlanta, GA 30342, 404-231-5363


CIRCLE 56 ON READER SERVICE CARD



# SHELF CONSCIOUS?


## Now you can organize your copies of MICROSYSTEMS

Now your magazines can be a handsome addition to your decor, well organized, and easy to find, thanks to these durable library-quality cases or binders. They're made of luxury-look leatherette over high-quality binder board. And both styles are custom-designed for this or any other magazine you save, with size, color and imprint selected by the publisher. FREE transfer foil included for marking dates and volumes.



### Magazine binders

holds your issues on individual snap-in rods, combining them into one volume. \$7.95 each; 3 for \$22.50; 6 for \$42.95. Mixed titles OK for quantity prices.



### Open-back cases

store your issues for individual reference. \$6.95 each; 3 for \$19.75; 6 for \$37.50. Mixed titles OK for quantity prices.



For faster service,  
**CALL TOLL-FREE**  
**800-526-0790**  
(In NJ only 201-540-0445)

### Microsystems

P.O. Box 5120, Philadelphia, PA 19141

Please send:  Cases  Binders

TITLE \_\_\_\_\_ QUANTITY \_\_\_\_\_

Microsystems \_\_\_\_\_

Other: \_\_\_\_\_

PAYMENT ENCLOSED \$\_\_\_\_\_ \* Add \$1.00 per order for postage and handling. Outside USA add \$2.50 per unit ordered; send US funds only.

CHARGE (Minimum \$10):  
 American Express  MasterCard  
 Visa

Card No. \_\_\_\_\_ Exp. Date \_\_\_\_\_

Signature \_\_\_\_\_

Print Name \_\_\_\_\_

Address \_\_\_\_\_

City \_\_\_\_\_

State/Zip \_\_\_\_\_

\*Residents of PA add 6% sales tax.

## IEEE-488 BUS

Continued from page 101

The other bits can represent a variety of internal status conditions (such as data ready, error, or front panel SRQ button pressed), permitting the reason for the SRQ to be determined along with the requestor's identity. Some devices have a programmable mask to determine which of the status conditions will result in an SRQ.

**SPD.** Serial Poll Disable (last 4 bits: 1001; ASCII 'cntrl-Y') ends a serial poll initiated by the SPE.

### Device-dependent messages

Device-dependent messages are simply bytes sent in parallel by a Talker (ATN FALSE) and received by one or more Listeners. This byte can represent:

1. Normal data (measurements by a voltmeter sent to a printer; floppy disk data sent to a microprocessor; etc.)
2. End-of-string indication
3. Device status information (e.g., a Serial Poll status byte)
4. Program codes (usually sent by the Controller acting as a Talker) which alter the internal operation of the device (range, triggering, etc.).

The device dependency comes in as a result of the different forms and uses to which data can be put. The data can be normal data or device programming codes. Data can be binary, ASCII, packed BCD, etc., and it is up to the Talker and Listeners to be in agreement. Devices also differ in their response to or handling of leading or trailing spaces, a negative zero ('-0'), inconsistent use of upper- and lower-case letters, rounding or truncation of digits, etc. Not all devices handle these situations thoughtfully or gracefully.

**End-of-string indicators.** The Standard does not specify what a device must do to indicate the end of a string. Generally, one or both of the following techniques are used by most devices: (1) The EOI line is asserted by the Talker when the last byte of the string is put on the data lines; (2) A <cr> (carriage return) or <cr> <lf> (line feed) terminates the string; and (3) the string is assumed to be a predetermined length. Some Controllers (or associated software) also have a timeout mechanism that is generally used to break the microprocessor out of its wait loop should something go awry.

This ambiguity can pose problems. For example, I use a HP 3456A system voltmeter which, fortunately, offers several options. Normally, it sends 12 ASCII data bytes followed by a <cr> <lf>, with the EOI line raised when the <lf> is sent. EOI can be disabled. If multiple readings (up to 350) are ac-

quired and then sent on the bus, the ASCII readings are separated by commas, with the end-of-string indication at the end. A packed format is also available, which sends 4 bytes and uses only EOI (no <cr> or <cr> <lf>). In the multiple reading mode, no delimiters or EOI are used until the last byte is sent. Those with a passing familiarity of Microsoft Basic can readily conjure up interesting effects.

Fortunately, most devices provide some flexibility in adapting to this situation. For example, some devices have switch or software options. Also, the software that comes with the Pickles & Trout interface contains explicit commands that determine what it should listen for and send to represent the end of the string.

**Device program codes.** Program codes are generally sent by the Controller (acting as a Talker) to a device addressed as a Listener. There is no standard regarding how a device will respond to a program code sequence of 'FLOR4T3'. The recent IEEE Standard 728-1982 [4] contains "Recommended Practice for Code and Format Conventions," but adherence is not required,

## Powering up a device like the Controller can disrupt the bus.

and many existing devices do not conform. However, this will be a problem only for those who wish to remember the program codes for a variety of devices.

To provide an example: the HP 3456A DVM can be programmed over the 488 bus for function (F1-F5), range (R1-R9), auto zero off/on (Z0-Z1), filter off/on (FL0-FL1), various internal math functions (M0-M9), trigger mode (T1-T4), and a variety of other miscellaneous instrument functions. Sending the ASCII character sequence of 'F1R3Z1FL1T3' to the DVM (previously addressed as a Listener) would cause it to be set for DC volts, 1 volt scale, auto zero and filter on, and single Trigger. The DVM will implement each change as soon as it receives a single complete code (e.g., 'F1').



**INTRODUCING THE WORLD'S FASTEST  
S-100 Z-80 SLAVE PROCESSOR**

*TurboSlave I*

- 8 Mhz Z-80H
- Data transfers to 1 mbyte/second
- S-100 IEEE-696 compatible
- 4k Monitor rom
- Low parts count
- No paddle boards
- 128k Ram with parity
- 2 RS-232 Ports, 50-38.k baud
- F.I.F.O. communications
- On board diagnostics
- Low power consumption
- TurboDos compatible

**INTRODUCTORY PRICE \$495**

Includes TurboDos drivers (a \$100 value) and TurboSlave I with 128k ram.



**EARTH COMPUTERS**

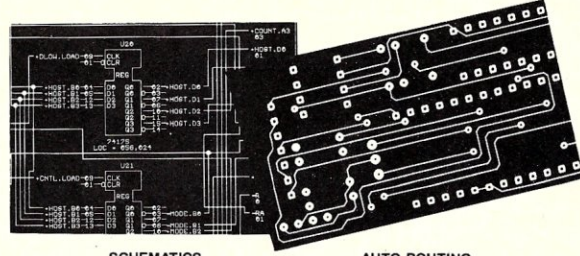
P.O. Box 8067, Fountain Valley, CA 92728

**FOR MORE INFORMATION CALL: (714) 964-5784**  
Registered trademarks: Z-80H, Zilog Inc.; TurboDos, Software 2000, Inc.

CIRCLE 101 ON READER SERVICE CARD

**NOW!**

A CAD system that can pay for itself with your 1st PCB project!



SCHEMATICS                      AUTO-ROUTING

Priced at only \$1450, the DASOFT-8 design package gives you the power to produce an unlimited number of boards for what it could cost you to make the first one alone. DASOFT users have reported making more than 20 boards in their first six months with the system.

The DASOFT package includes:

- Schematic Generation
- Netlist, Partslist, Wirelist
- TTL Component Library included
- Auto-routing
- Camera-ready Artwork
- Other Libraries available

And you can do it all on your standard 80 x 24 CRT screen; a graphics monitor is NOT required. DASOFT-8 is compatible with nearly all computer systems running CP/M-80(TM). It is field-proven in over 700 installations worldwide.

**DASOFT**  
DESIGN SYSTEMS, INC.

Printed Circuit Board CAD for CP/M from

2550 Ninth Street  
Suite 113  
Berkeley, CA 94710  
(415) 486-0822

CP/M is a trademark of Digital Research, Inc.

CIRCLE 104 ON READER SERVICE CARD

**Computer problems?  
DON'T BLAME  
THE SOFTWARE!**

**Isolators prevent:**

Pat. # 4,259,705

- CPU/printer/disk interaction
- Lightning or spike damage
- AC power line disturbances
- RFI-EMI interference



**Commercial Grade Isolators**

- ISO-1 3 Isolated Sockets                      \$ 81.95
- ISO-2 2 Isolated Socket Banks, 6 Sockets    \$ 81.95

**Industrial Grade Isolators**

- ISO-3 3 Double Isolated Sockets            \$122.95
- ISO-11 2 Double Isolated Banks, 6 Sockets \$122.95

**Laboratory Grade Isolators**

- ISO-17 4 Quad Isolated Sockets            \$213.95
- ISO-18 2 Quad Isolated Banks, 6 Sockets \$180.95

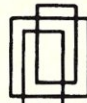
- Circuit Breaker, any model (Add-CB)    Add \$ 11.00
- Remote Switch, any model (Add-RS)    Add \$ 20.00

**ESP Electronic Specialists, Inc.**

171 S. Main St., Box 389, Natick, Mass. 01760 (617) 655-1532

Toll Free Order Desk 1-800-225-4876  
MasterCard, VISA, American Express

CIRCLE 102 ON READER SERVICE CARD



**LATTICE®  
C Compilers**

"My personal preferences are Lattice C in the top category for its quick compile and execution times, small incremental code, best documentation and consistent reliability:..."

BYTE AUG. 1983  
R. Phraner

"... programs are compiled faster by the Lattice C compiler, and it produces programs that run faster than any other C compiler available for PC-DOS."

PC MAGAZINE JULY 1983  
H. Hinsch

"... Microsoft chose Lattice C both because of the quality of code generated and because Lattice C was designed to work with Microsoft's LINK program."

PC MAGAZINE OCT. 1983  
D. Clapp

"Lattice is both the most comprehensive and the best documented of the compilers. In general it performed best in the benchmark tests."

PERSONAL COMPUTER AGE NOV 1983  
F. Wilson

"This C compiler produces good tight-running programs and provides a sound practical alternative to Pascal."

SOFTALK AUG 1983  
P. Norton

"... the Lattice compiler is a sophisticated, high-performance package that appears to be well-suited for development of major application programs."

BYTE AUG 1983  
Houston, Brodrick, Kent

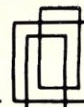
**To order, or for further information  
on the LATTICE family of compilers, call or write:**



**LATTICE, INC.**  
P.O. Box 3072  
Glen Ellyn, IL 60138



(312) 858-7950      TWX 910-291-2190



CIRCLE 192 ON READER SERVICE CARD



## IEEE-488 BUS

Continued from page 102

The same codes sent to an HP 3497A scanner are entirely meaningless, although no bus errors will result (the scanner, although not the DVM, will beep at you to notify you of its distress under these circumstances).

### An example in Microsoft Basic

To convey a better feeling for the operation of the bus and the 488/S-100 interface, an example is in order. Let us imagine that we have a HP 3456A DVM and a HP 3497A scanner with clock. We wish to power up the devices,

program them remotely, and gather data. First, however, some preliminary information.

Powering up a device (especially the Controller) can disrupt the bus, so it is wise to have (and leave) all devices turned on that will ever be needed during a sequence of bus operations. Note that the DVM can be remotely programmed to wait until its current reading is transferred over the bus before continuing with another reading (other devices may be made this way by default). The lack of a Listener to hand-shake the current reading will put the DVM in limbo. Thus the following general sequence is usually necessary:

1. Power up all devices that will be needed. Act as a Controller and send out an IFC and then REN (if the devices are to be remotely programmed).

2. Act as a Controller and send out the Listen address for each device. Then, acting as a Talker, send out program codes for that device.

3. Act as a Controller and configure the bus with a Talker and Listeners, then become inactive or participate in the bus (as a Talker or Listener). Note that as a Listener, the Controller can receive a data byte and (while holding up the final step of the handshaking process), go and process or store it to ensure that no data are missed. When inactive, the Controller will not assert any of the handshaking lines, and thus the bus proceedings will continue without its participation.

4. Be prepared to re-address a Talker and Listeners, respond to a Service Request (SRQ), etc., as needed.

A program to accomplish this is shown in Listing 1.

### Final comments

My experience with the 488 bus has been excellent. My system employs a Pickles & Trout 488/S-100 interface board and has performed laboratory instrument control and data acquisition on an essentially continuous basis for four years. About a year ago I switched from CDOS (a CP/M derivative from Cromemco) to Cromix (a UNIX-like multiuser, multitasking operating system from Cromemco); the few problems encountered were very short lived.

The ease and viability of the transition attests to the versatility and excellent design of the 488 and S-100 buses, as well as the particular components I have used. □

### References

1. *IEEE Standard Digital Interface for Programmable Instrumentation, ANSI/IEEE Std. 488-1978*. The Institute of Electrical and Electronics Engineers, Inc. (345 E. 47th St., New York, NY, 10017; 212-705-7900), 1978.

2. *Tutorial Description of the Hewlett-Packard Interface Bus*. The Hewlett-Packard Company: San Diego, CA, 1980.

3. *Introduction to the GPIB*. Wavetek: San Diego, CA, 1979.

4. *IEEE Recommended Practice for Code and Format Conventions for Use with ANSI/IEEE Std., 488-1978*: The Institute of Electrical and Electronics Engineers, Inc. (345 E. 47th St., New York, NY, 10017; 212-705-7900), 1982.

*Peter L. Andresen, General Electric Co., Corp. Research & Development Center, Schenectady, NY 12345*

# WANTED...S-100 INTEGRATORS

Don't settle for less! Demand high performance and reliability at the right price. PERFORMICS is dedicated to S-100. All our boards are 100% IEEE-696 compatible. Take a closer look:

### 80286 CPU BOARD

**MODEL P-286** \$1495  
● 80286 CPU ● Programmable Interrupt Controller ● Three 16 Bit Timers Cascadable ● Dual Ported Architecture (S-100 + PRIVATE ACCESS BUSES) ● Socket for 80287 Math Processor Running Independent Clock (Option) ● Two Jedic 28 pin sockets for up to 64K EPROM/ROM.

### STATIC RAM BOARD

**MODEL P-128** \$995  
● 128K CMOS Static RAM ● Addressable on 64K Boundaries ● Battery Backup (Option) ● Dual Ported Architecture (S-100 Bus + PRIVATE ACCESS BUSES) ● Cascadable ● No Wait State Operation with P-286.

### 8086 CPU BOARD

**MODEL P-8086 CPU** \$495  
● 8086 Microprocessor ● 5, 8, or 10 MHz ● Socket for Optional 8087 Math Co-Processor ● RS-232 Serial Port (Full Hand Shaking Signals) Software Selectable Baud Rates ● Parallel Printer Port ● Two 28 Pin Jedic Sockets for up to 64K Bytes of EPROM ● 8 Level Programmable Interrupt Controller (Expandable to 64) ● Three 16 Bit Timers.

Quantity Discounts Available  
Call today for more  
information . . .

**PERFORMICS**  
INC.

P.O. BOX 3207 ● NASHUA, NEW HAMPSHIRE 03061 ● (603) 881-8334

CIRCLE 63 ON READER SERVICE CARD

### FLOPPY DISK CONTROLLER

**MODEL P-DISK** \$350  
● Industry Standard 765AC (8272 Intel) Disk Controller Chip ● 5 1/4 and 8 Inch Drive Capability (Software Controller) ● 24 Bit DMA Addressing for a Transfer Range of the Full 16 Megabytes ● 8 or 16 Bit Transfers (Software Controlled) ● Digital Data Separator for High Reliability ● Full RS-232 Port (with Hand Shaking Signals) Software Selectable Baud Rates.

### DYNAMIC RAM BOARDS

1 MEG STARTING AT \$1,995

● 1 MEG, 1/2 MEG and 256K Byte Versions Available ● 6 MHz, 8 MHz and 10 MHz Speeds Available ● Parity Checking at the Byte Level ● Custom Refresh Control for High Speed Operation ● Supports Phantom Signal ● Supports the Full 24 Bits of Address ● Supports Both 8 Bit and 16 Bit Operation ● Four Layer PC Board (High Noise Immunity).

### SYSTEM 286

**MODEL SYS-286** \$4,395  
● 6 MHz 80286 CPU ● 256K RAM (Expandable to 16 MEG) ● 2-5 1/4" DSDD Disks ● 3-Serial, 2-Parallel Ports ● Heavy Duty Enclosure ● Your Choice of MS-DOS or Concurrent CPM-86.

### SYSTEM 86

**MODEL SYS-86** \$3,395  
● 8 MHz 8086 CPU ● 256K RAM (Expandable to 1 MEG) ● 2-5 1/4" DSDD Disks ● 3-Serial, 2-Parallel Ports ● Heavy Duty Enclosure ● Your Choice of MS-DOS or Concurrent CPM-86.



# dLOCK...

fast, controllable dBASE II  
file locks for TurboDOS  
Versions 1.2 and 1.3

only \$149.95

SemiDisk hardware and software  
with TurboDOS driver

512K: \$949.95

1Meg: \$1695.95



## MARTIAN TECHNOLOGIES


8348 Center Dr., Suite F (619) 464-2924  
La Mesa, California 92041

CIRCLE 43 ON READER SERVICE CARD

**QUALITY PARTS AT DISCOUNT PRICES!**

<b>SUB-MINIATURE D TYPE CONNECTOR</b>  SOLDER TYPE SUB-MINIATURE CONNECTORS USED FOR COMPUTER HOOK UPS. DB-15 PLUG \$2.75 DB-15 SOCKET \$4.00 DB-15 HOOD \$1.50 DB-25 PLUG \$2.75 DB-25 SOCKET \$3.50 DB-25 HOOD \$1.25 <b>"PARALLEL" PRINTER CONNECTOR</b>  SOLDER STYLE 36 PIN MALE USED ON "PARALLEL" DATA CABLES. \$5.50 EACH	<b>KEY ASSEMBLY</b>  5 KEY \$1.00 EACH CONTAINS 5 SINGLE-POLE NORMALLY OPEN SWITCHES. MEASURES 3 3/4" LONG. 6 KEY \$1.25 EACH CONTAINS 6 SINGLE-POLE NORMALLY OPEN SWITCHES. MEASURES 4 1/4" LONG.	<b>COMPUTER POWER SUPPLY</b>  USED TO POWER A COMMODORE COMPUTER. THIS SUPPLY DELIVERS BOTH 5 VDC @ 6 VA (APPROX. 1.2 AMPS) AND 9 VAC @ 5.4 VA. \$10.00 EACH
<b>CRYSTAL</b>  CASE STYLE HC33/U COLORBURST 3579.545 KC 2 MHZ \$3.50 EACH \$1.00 EACH	<b>FREE! FREE! FREE! SEND FOR NEW 1984 48 PAGE CATALOG</b>	
<b>MINIATURE TOGGLE SWITCHES</b> ALL ARE RATED 5 AMPS @ 125 VAC S.P.D.T. (on-on) \$1.00 EACH P.C. STYLE, NON-THREADED BUSHING. 75c EACH 10 FOR \$7.00 S.P.D.T. (on-off-on) \$1.00 EACH P.C. STYLE, NON-THREADED BUSHING. 75c EACH 10 FOR \$7.00	<b>SOLID STATE BUZZER</b>  STAR #SMB-06L 6 VDC. TTL COMPATIBLE \$1.00 EACH 10 FOR \$9.00	<b>EDGE CONNECTORS</b>  22/44 22/44 GOLD PLATED CONTACTS .156 CONTACT SPACING. \$2.00 EACH 10 FOR \$18.00
S.P.D.T. (on-on) \$1.00 EACH 10 FOR \$9.00 P.C. LUGS, THREADED BUSHING. 75c EACH 10 FOR \$7.00	<b>120V INDICATOR</b>  NEON INDICATOR. RATED 120 V 1/3 W. MOUNTS IN 5/16" HOLE. 75c EACH RED LENS. 10 FOR \$7.00 100 FOR \$65.00	<b>5 STATION INTERLOCKING</b>  MADE BY ALPS. 3-2PDT AND 2-6PDT SWITCHES ON FULLY INTERLOCKING ASSEMBLY. 3/4" BETWEEN MOUNTING CENTERS. \$2.50 EACH
<b>ALL ELECTRONICS CORP.</b> 905 S. VERMONT • P.O. BOX 20406 • LOS ANGELES, CA 90006 TOLL FREE ORDERS • 1-800-826-5432 (IN CALIFORNIA: 1-800-258-6666) AK, HI, OR INFORMATION • (213) 380-8000		
• QUANTITIES LIMITED • FOREIGN ORDERS INCLUDE SUFFICIENT SHIPPING • MINIMUM ORDER \$10.00 • CALIF. RES. ADD 6 1/2% • USA: \$2.50 SHIPPING • NO C.O.D.!		

CIRCLE 92 ON READER SERVICE CARD



Board  
for S-100 Bus

256K/1MEG  
DYNAMIC RAM  
Model 256KM \$759

features: • 256K/1 mega Byte using 64K or 256K DRAMS • 8/16b Data • 24b Address • Parity per Byte • 175 nsec Access Time • Will run Z80/Z8000 to 6 mhz, 8086, 80186, 80286, 68000 to 8mhz without wait states • Transparent refresh, unlimited DMA • With 256KB.

**FLOPPY DISK CONTROLLER Model FDC1 \$395**

• Single or Double density, sides, in any combination of up to four 8" or 5.25" drives • Digital phase locked loop • DMA transfer with cross 64K boundaries, 24b address, DMA arbitration • Monitor/boot EPROM accommodating two different processors • CPM Bios programs • Serial port to 19.2K baud.

**8086 CPU BOARD Model 8086 CPU \$439**

• 8/4 mhz SW selectable • 8087 interface • Provision to run 2 processors on a bus such as our Z80 CUP, 10 or 12 mhz • Optimized for DRAMS.

**Z80B CPU BOARD Model Z80 CPU \$325**

• 2, 4 or 6 mhz clock • 22 bit address by Memory Mapping in 16K blocks • 2 or 4K byte EPROM (not supplied) bank selectable • Jump on reset • Provision to run two different CPU's on the same bus, such as Model 8086 CPU.

**SUPPORT BOARD Model SUPPORT1 \$435**

• 4 Serial, full handshakes, two with software programmable baud rates • Centronics, SASI interface • Real/interval timer • Calendar-clock with battery backup • Expandable interrupt controllers for 8086 or 8080/Z80 • CPU switching to run 2 processors on a bus, our 8086, Z80 CPU boards.

**256K/1M DYNAMIC RAM Model 256KB \$725, \$649\*\***

• 16 or 24b address • 8b data • Parity byte • 256K or 1 mega byte using 64K or 256K DRAMS • Memory mapping in 16K blocks • Transparent refresh • 175 nsec access time • Addressable in 128K, 192K or 256KB boundaries • With 256KB.

\*\*without parity or memory mapping.

**Board Sets: 8086 CPU, 256KM, FDC1 \$1360 per set**

**Z80 CPU, 256KM, FDC1 \$1260 per set**

CP/M plus configured for FDC1 and Z80 CPU or 256KB \$250

(CP/M is registered trade mark of Digital Research, Inc.)

Shipping is within 3 to 10 working days. MC, Visa, or C.O.D. orders accepted. (Add \$6 on C.O.D. orders) Shipping Extra. Illinois residents add 6.25% sales tax.

O.E.M. & DEALER Pricing Available

**S.C. DIGITAL, INC.**

1240 N. Highland Ave., Suite 4 • P.O. Box 906, Aurora, Illinois 60507  
Phone: (312) 897-7749

CIRCLE 57 ON READER SERVICE CARD

## YOU DON'T NEED EUREKA!™ ?? CONGRATULATIONS!!

We admire your talents. After all, few people can remember where to find that six month old letter to Wonder Waffle Works, or which of the twenty versions of IMPORTNT.BAS is the one you need yesterday.

Or maybe we should envy your spare time. Ah, to be able to haul out a stack of disks, slip each one into a drive, browse through the directory, and TYPE the various prospects to find that one file or program.

Or perhaps you're the adventurous type who thrills to the challenge of groping through scantily labeled disks, cheering that magical moment when hidden treasures are uncovered.

On the other hand, it occurs to us that you just may not know the advantages of EUREKA!, the fast, menu driven disk cataloger for CP/M. EUREKA! puts your entire disk library at your fingertips. Files may be found quickly and easily - by name or by comments you can put in the file itself. Of course the manual includes a tutorial to help you get started.

Still only \$50. Ask your dealer, or contact:

**Mendocino Software Company, Inc.**

Dept M-2,  
P.O. Box 1564  
Willits, CA 95490  
Phone: (707) 459-9130

Add \$2.50 Shipping;  
Calif. residents add \$3.00 sales tax.

We accept VISA  
& Mastercharge

I found it!



CP/M is a registered trademark of Digital Research Corp.  
EUREKA! is a trademark of Mendocino Software Co., Inc.

CIRCLE 75 ON READER SERVICE CARD



# The Tecmar Graphics Master Color Card

**Full IBM compatibility—  
or 16-color enhancement**

by Dov Jacobson

Figures 1a-1d. The same image in four different modes.

**T**he structure of a graphics board reveals the esthetics of its designers. Decisions are made: some features will be incorporated, others must be left out. These decisions add up to a sense of what's useful, what's marketable, and what's beautiful.

In examining the Tecmar Graphics Master, we'll approach it from the outside. Starting with the video signals it emits, we'll work our way inward, into

the chips and upward to the controlling software.

## Video

The Graphics Master can replace, augment or accompany the standard IBM display boards—the monochrome and the color adaptors. Fifteen different hardware configurations allow every permutation of Graphics Master(s) and Monochrome and/or Color Adaptors. (These configurations are realized by resetting a dozen of the scores of tiny blue jumpers that are sprinkled across

Figure 1a. 720 x 704 monochrome (IBM monitor).

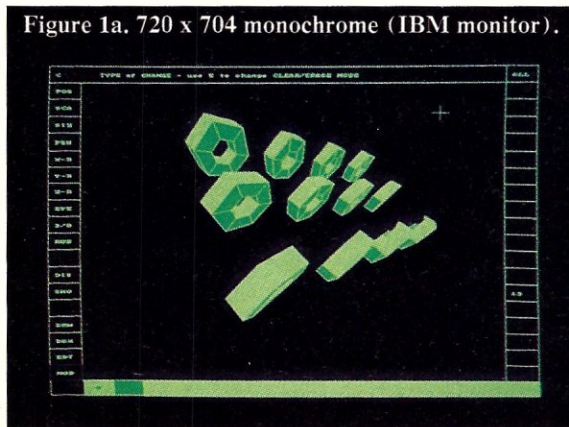



Figure 1b. B&W compos



the board.)

In order to do this, the card has to



provide the proper signals to four different types of monitors: the IBM RGBI color monitor, the IBM monochrome monitor, black and white video monitors and NTSC color monitors. Each of these monitors is treated differently by the Tecmar.

**1. RGBI.** The standard IBM-style color display is a TTL-level RGBI monitor. This monitor receives six distinct simultaneous signals from the 9-pin D connector. Two wires carry the synchronization signals. (One indicates the start of a new field, the other triggers the start of each scan line.)

The other four lines supply the graphics information. Three wires power the red, green and blue guns of the monitor. In the TTL world, a signal is either on or off. Likewise, the guns of a TTL monitor. While its analog cousins can modulate through a few million shades of red, the digital RGB monitor has only RED.

This situation is improved somewhat by the final signal, Intensity, which doubles the range of colors. We now have, for example, two shades of red, one brighter than the other. The same is true for all the other colors. Adding this 'I' to make 'RGBI' means we have four bits of information—16 colors.

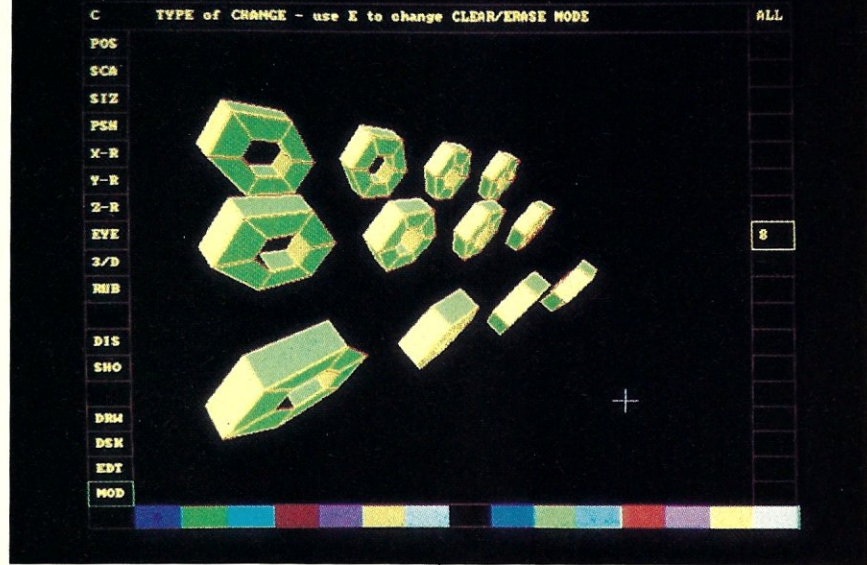
These are 'hard' colors with simple names:

red, green, blue, cyan (blue + green), yellow (red + green), magenta (blue + red), grey (red + blue + green). Each color comes in dark and light. No "apricot," no "burnt sienna." Nothing fancier than light magenta.

The Graphics Master puts out an excellent RGBI video signal.


Its solid blacks and crisp pixel boundaries were a bit startling. I've had my color monitor for a year and a half,

Figure 1d. 640 x 400 RGBI (Amdek Color II monitor).



Images created with Artwork software

Figure 1c. "NTSC" color video (Electrohome monitor).



sync pins drive vertical and horizontal timing. The Intensity wire still boosts the brightness. But instead of R, G & B signals, there is a single Video line.

Despite the similar pinouts, the synchronization signals are very different from those for the RGBI monitor. So different, in fact, that it is quite possible to blow out your monochrome monitor by feeding it the color signal. (The Graphics Master User Guide makes mention of this.) Rather than 262.5 lines per field at 60 fields per second, the monitor is driven at 352 lines per field at 50 Hz. This is what gives monochrome displays

their higher quality—the pitch of the scan lines is finer. A character on the normal RGBI display is formed in an 8-scan-line-high row (only 200 scan lines are visible). In monochrome, the characters sit in a 14-line row (350 lines are visible). The increased quality of the letterforms is obvious.

The Graphics Master takes this one step further by allowing you to interlace this monochrome signal, so that the number of scan lines can be doubled to a magnificent 704 visible lines.

Using the Graphics Master with an IBM monochrome monitor in this mode is quite exciting. There are twice as many pixels (506,000) as the 640 x 400 dimensions generally accepted as high resolution. In particular, it is the closely spaced scan lines that make the image so lovely. You've never seen video like this on a micro—or anywhere.

using a different display board of similar resolution. When I first plugged in the Graphics Master, I was surprised at how good my monitor became! Though the resolution was the same, the display was sharper and richer.

The major disappointment here is that Tecmar chose to remain in the crude world of digital RGB, with its 16 hard colors. With a few DACs, and 48 bytes of look-up tables, Tecmar could have produced a board with soft (user-definable) colors. This is decidedly the trend in modern display boards. It is becoming clear that one of the easiest paths to sophisticated graphics is to allow artists to break out of the digital palette which produces 'computer-like' images.

**2. Monochrome.** The same 9-pin jack can supply a signal for the IBM monochrome display, and the same two



# TECMAR


Continued from page 107

Standard monitors, even \$2000 studio monitors, display about 500 lines of image. With 700 lines, the scan lines are finer; there is a reduction in video artifacts such as aliasing (the staircase effect of straight lines breaking as they cross the video scan lines).

The long-persistence phosphors of the IBM monochrome display add to the luxurious smoothness of this mode. For example, a common problem in high-resolution interlaced displays is the single-pixel-wide horizontal line. Such a line will be displayed on only one field. If it is on line 21, say, it will show on the field that displays the odd lines. The next field will show only even-numbered lines. Line 21 will not display. What you have, then, is a line on the screen which flashes on and off 30 times a second. On a normal display tube, this is irritatingly obvious (such as in the 640 x 400 color mode). In high-end CAD systems, special long-persistence screen phosphors time-blur this jitter out of existence. The IBM greenscreen does exactly the same thing. High-speed motion will leave 'trails,' but some of us find that attractive.

**3. Composite black and white.** This is the baseband video that can drive a video monitor. It is the same kind of signal produced by a black-and-white VCR or TV tuner. There is only one signal line (which comes out from an RCA jack). This complex analog signal contains an amalgam of the two sync rhythms superimposed over the luminosity information.

Notice that now there is only a single channel for the brightness which is to paint the video image. However, it is



Figures 2a-2b. The 256 available video attributes. (Each three-digit number is the attribute in decimal.) 2a: standard IBM display.

an analog signal, so it can assume a range of values. It is at this point that the designers of the Graphics Master made an interesting decision. They decided to map the 16 colors of the RGBI spectrum that stagger from green to cyan to red, etc., into a smoothly as-

ending range of grey tones. Thus they opened a path for beautiful black and white video. But they burned some bridges—these black and white video shades do not correspond to the four monochrome shades. Nor do they correspond to the relative brightness of the RGBI colors. Even more drastic, as we'll soon see, are the constraints this puts on color video.

The intent is clear. You can easily distinguish any of the 16 colors on a black and white monitor. With a chart or a diagram, the ability to simply distinguish is all that's important. However, the relative brightness of the colors has not been maintained. Sometimes this is important: shaded illustrations and many other types of artwork rely on a known tonal range. Software and imagery that exploit the fine scale of greys available in black and white will look absurd in RGBI. Likewise, imagery that

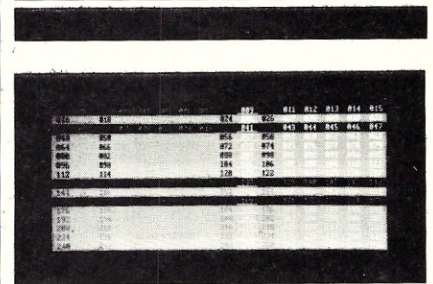
**When I first plugged in the Graphics Master, I was surprised at how good my monitor became.**

looks good on the computer monitor may have an unexpected appearance in black and white.

**4. Composite color.** This signal is the same as the black-and-white composite video, with the addition of color information. NTSC color is controlled by phase shifts of the chrominance frequency. This is, inevitably, a crude way to represent color, with far less resolution than is available in RGB, or even in black and white. No NTSC-compatible display board or monitor can exceed the limitations of the standard itself.

Tecmar's designers have opted for clarity over color. More importance was given to putting in additional modes than to having a composite color mode that will never look very good. The grey scale that is built into the black and white dominates the tonality of the color image. The result is that the relationship of the RGBI colors to the composite colors is very strained.

The color signal itself seems slightly substandard. In certain displays (large areas of black, for instance) the chroma signal gets very hard to lock onto. Only by minutely adjusting my Electrohome could I get a color picture. This problem does not exist in pictures



2b: Tecmar Graphics Master. Display showing various video attributes.

with large areas of color, or with software, such as the Flight Simulator, that creates artifact chrominance.

## Incoming video

One interesting but unexplored feature is a connector on the board that can accept external sync signals to drive its internal clock. The significance of this is that it makes possible the overlay of graphics from the Tecmar board onto other video sources: disk, tape, camera, etc. (The mixing must be done externally.) Unfortunately, the connector requires separate horizontal and vertical sync. This will no doubt provide a challenge for most of us.

## Memory

The mass of any display board is brute memory. Every pixel on the screen corresponds to a particular set of bits in RAM. The number of bits per pixel is equivalent to the number of colors supported. A strictly monochrome (on or off) display requires a single bit. A 256-color screen would require a byte. With the Tecmar board, the highest resolution supported is 640 x 400 (horizontal and vertical, respectively) with 16 colors. This is  $640 \times 400 \times 4 \text{ bits} = 1,024,000 \text{ bits} = 128,000 \text{ bytes} (125\text{K})$ .

This is a fairly large amount of memory to squeeze into the address space of the PC, particularly since Tecmar would like you to put two or three of these boards in your system. It is commendable that the designers tackled this problem, even more so because they solved it so deftly. First, you can relocate the starting address of the board at A0000h, C0000h, or E0000h. Even better, the memory is banked—only 64K appear on the bus at any time. Bankswitched video RAM is a feature





## WHAT A PAIR !

### Tecmar's Graphics Master™ & Lotus 1-2-3<sup>1</sup>

Graphics Master is the only board that creates both *monochrome* and *color* graphics for Lotus 1-2-3.

You can also run IBM compatible software because Graphics Master emulates both the IBM Color Graphics Adapter and the Monochrome Adapter.

We are pleased to announce that Graf-Talk<sup>2</sup> and MetaWindow<sup>3</sup> software take full advantage of Graphics Master's high resolution graphics.

Graphics Master is the only board that will do all of the following with appropriate software:

- High resolution color graphics - 640 x 400, 16 colors
- High resolution monochrome graphics - 720 x 700
- Run software for IBM Monochrome Adapter
- Run software for IBM Color Graphics Adapter



**TECMAR**  
the power behind the PC

Tecmar Inc. 6225 Cochran Road Solon (Cleveland), Ohio 44139-3377 Phone:(216)349-0600 Telex: 466692

1 Registered Trademark of the Lotus Development Corp. 2 Registered Trademark of the Redding Group Inc. 3 Registered Trademark of the Metagraphics Corp.  
CIRCLE 179 ON READER SERVICE CARD



# TECMAR

Continued from page 108

only beginning to appear on other boards (such as the elusive Number 9) which maintain far more memory.

Switching the banks does not affect the video image—it only changes the 8088's view of video RAM. This is because the video RAM is addressed independently by the 6845 (video display chip) and the 8088. This concept of dual-ported memory, essential to a video frame buffer, presents an important issue. To put a dot on the screen, the 8088 must write to the appropriate RAM chip. The same chip must be read by the 6845 in order to display the dot. The problem is, the chip cannot be written to and read from simultaneously.

An important concern is arbitration of access to the Video RAM. In the standard IBM display, it is the responsibility of the software to avoid collision. The 8088 watches a register on the 6845 and waits for a horizontal retrace before writing to the screen.

On this board, there seems to be assistance from hardware. I wrote a rude little program that writes to the screen without waiting for a retrace. On the IBM monitor, this causes snow, but on the Tecmar board, it caused none. This protection doesn't seem to function in the higher resolution—some snow was visible in the 640 x 400 x 16 color mode.

## Software interface

A display board is fairly worthless without software controls. You can approach the board directly by moving your own bits around in the video RAM, or you can display images using the supplied graphics functions. For the former, the road is rough—Tecmar's manual does not deign to supply more than slim clues as to the arrangement and location of video memory. I/O addresses are kept secret, as are the mechanisms of bankswitching. This kind of obscurity on the part of manufacturers about the details of their products is terribly frustrating—and ultimately, it is self-destructive. Apparently, Tecmar has finally come to the same conclusion—a spokesman there says a technical reference manual is now being prepared for release.

For the programmer, Tecmar provides a somewhat confusing collection of little routines whose functions all seem to mysteriously overlap (including a number of .BAT files beginning "echo off"). On the other hand, they also provide a very useful package called the General Terminal Emulator. [Editor's note: Tecmar has announced a major new version of the software for the

Graphics Master, for release by the time this issue goes to press.]

## General terminal emulator

The Emulator is delivered as a device driver, called *GM:*, which is loaded by CONFIG.SYS on bootup. As a device driver, it can be treated with considerable flexibility. For instance, with

# Tecmar's designers have opted for clarity over color.

two monitors, you can have one as CON: and the other as GM:. You can copy a file to GM: while you work on CON:, and see both files at once. In programming for the Graphics Master, the GM: driver can be addressed as if it were a file.

The Emulator seems plagued by Tecmar's attitude of anxious generosity. The user is swamped by scores of commands which more or less duplicate one another. Actually, the driver aims to fulfill several goals at once. It interprets VT-100 CRT formatting escape sequences. It interprets, as well, the VT-52 series of sequences and the ANSI standard escape sequences. Over this salad of generalized screen manipula-




Figure 3. 50-line display, with windows.

tion commands is sprinkled a handful of random croutons that perform various hardware-specific functions. Ladled over all of these is a dressing of well-intentioned but unbelievably sluggish graphics commands.

The screen formatting commands are quite handy and very easy to use. At

first I used the ESC.COM program, which sends an escape character (1Bh), followed by whatever was entered after the ESC command on the DOS command line, to the GM: driver. Then I tried creating .BAT files in the format "echo Esc xxx," where 'Esc' is the literal escape character, 1Bh, and 'xxx' is a string of literal characters. (You must have an editor, such as PMATE or XyWrite, that allows a literal Esc to be entered into a file.) I discovered that, from within the GM: driver, even the echo command was superfluous. Finally, I found it convenient to make a small collection of .BAT files that summoned up various escape sequences.

The following is a group of six simple escape sequences that can be used to create a primitive windowing system. Note that this windowing is based on a 50-row screen, double the normal height. This mode is surprisingly legible, especially on the monochrome screen (please note that, in the following sequences, 'Esc' represents the literal character, '1Bh.')

**50.BAT**—Esc[!80;50a

The command '50', throws the display into 80-column, 50-row display mode.

**BOT.BAT**—Esc[40;50;0;80R  
Esc[49H Esc[!0;7c

**BOT** sets up a 10-row, full-width window on the bottom of the screen. The first escape sequence (Esc[. . . R) establishes the window—it extends from row 40 to row 50, and all the way from column 0 to column 80. (The driver will include the first coordinate and exclude the second—0;80 is 0 through 79). The second sequence (Esc[. . . H) positions the cursor at the bottom of the window. This is done so that whatever information is in this window from previous use will be scrolled up, not overwritten. The final sequence (Esc[! . . . c) sets the foreground and background attributes, or colors in a color display. This setting calls for 'normal' reverse video.

**CEN.BAT**—Esc[26;40;0;80R  
Esc[39H Esc[!1;11c

**CEN** establishes a full-width window just above BOT and below TOP (rows 26 through 39). It sets the cursor down at the bottom of this window, and sets up high-intensity, underlined reverse video, a very nice effect that looks like lined legal paper.

**CRNR.BAT**—Esc[30;45;45;75R  
Esc[44H Esc[!12;0c

**CRNR** sets up a small window in the lower right-hand corner of the screen that overlaps parts of both BOT and CEN. The window is 15 rows high (30 through 44), and 30 columns wide (45 through 74). Since the two windows it overlaps are reverse-video fields, this window has a black background and a high-intensity foreground.



**TOP.BAT**—Esc[0;25;0;80R  
Esc[25H Esc[17;0c

**TOP** reserves the entire top half of the screen as its window, and uses the normal video attributes. My first window arrangements were more clever and designy than simply lopping the top half of the screen off. I ended up with this, however, for some functional reasons. Many programs (BASIC, Wordstar, PMATE, etc.) perform their video I/O by directly writing to video RAM rather than making DOS calls, which would be channelled through the GM: driver. In this 50-row mode, however, the normal video RAM ends up at the top of the screen. Therefore, this window exactly overlaps the unchangeable 'window' used by these screen editors, and by many other programs.

**25.BAT**—Esc[!80;25a

The command '25' resets the screen to the standard 25-character mode. This will clear the screen as well.

Graphics programmers can use GM: escape sequences to implement several useful graphics primitives. The sequences include some moderately sophisticated commands—'smart' lines, XOR drawing style, and dithered color, for example. However, these commands, as a group, are far from being a package which will satisfy the ACM CORE specification—or a serious graphics programmer. For instance, there is no filled polygon available, yet. The worst problem with these sequences is that they are painfully slow.

On the other hand, the advantage to these graphics escape sequences is that they can be treated like text—they can be included in files, written directly to the GM: driver, or delivered over phone or terminal lines to anyone with the GM: driver and a Tecmar board. Sort of like NAPLPS, but without its elegance, brevity and integrity. It does, however, share with that teletext/videotex standard the crippling concept of one-way communication with the display. (For instance, there is no way to read the current cursor position.)

An alternative for programmers of interactive graphics is Halo, a proprietary library of graphics primitives that includes Tecmar in the display boards it supports.

Halo is by far a superior package, both in terms of its wealth of useful functions, and the skill with which these functions are implemented. They are very fast, and generally use sophisticated standardized interfaces, such as 'world coordinate' systems. Full communication between your software and the graphics drivers is aided by a raft of 'INQUIRE' functions.

Its disadvantages are that, unlike the GM: driver, its files require Halo ex-

ecuting in the foreground, as well as linking a lot of code into your program (30 or 40K, with modest use of Halo). And, unlike the GM: driver, it doesn't come free with the hardware.


The long-awaited port of Halo to the Tecmar board has some nice features—and a few compromises. Halo supports 11 different graphics modes: 7 color, 4 monochrome. This contrasts with 19 monochrome and 18 color modes supported by the General Terminal Emulator. Of course, the greater number includes quite a few obscure and fairly useless variations, but it does represent better support of low-resolution modes. They may not be very sexy,

but they do have their place.

Halo prevents you from entering a color mode if the Tecmar switch indicates monochrome. This is sure to save some monitors. It also prevents the reverse from happening, which will prevent at least some confusion.

One slight disappointment in the Tecmar version of Halo is that, in the high-resolution mode, it has to write so much to the screen that it doesn't wait for the horizontal retrace—and there is no hardware control over access in high-resolution mode. Consequently, there is a little snow during writes. Software that constantly maintains a cursor will have a few flicks of snow. This,

## One Board Says It All



IEEE-696 / S-100 BUS

### CompuFone: COMPUTER INTERACTION BY TELEPHONE

Access and enter data to your computer from any telephone via the Touch-Tone® keys. Verify your transactions by recorded speech. So many exciting applications for the CompuFone are possible: voice mail, telephone answering machine, electronic funds transfer, telephone soliciting and data gathering, electronic Rolodex®, data base query with voice output, order entry and inventory control, telephone banking—and that's just the beginning.



COMPUTALKER, 1730 21st St., Santa Monica, CA 90404  
Call us at (213) 828-6546

CIRCLE 29 ON READER SERVICE CARD

#### TELEPHONE INTERFACE

- FCC Approved
- Initiate & Answer Phone Calls
- Touch-Tone® Generator & Decoder
- Detect Phone Line Status (busy, ringing, answered, etc.)

#### VOICE DIGITIZER

- Record Speech
- Speech Storage in RAM or Disk
- Speech Output
- Choice of 5 Bit Rates



# TECMAR

Continued from page 111

however, seems to be a small price to pay for the resulting speed.

**Bugs.** The GM: software seemed to reveal an occasional minor bug: the VT-100 **Set Scrolling Area** command is less reliable than the equivalent **Set Page** command. An occasional aberrant background color also crept its way back into existence after I'd thought it was banished for good.

More frustrating is an erroneous (or, at any rate, non-standard) interpretation of some monochrome attribute codes. This seems to be a bug in the dis-

play firmware, rather than in the GM: software. The sophisticated displays of some of my favorite software are rendered incorrectly, and not necessarily legibly. (See the photos showing attributes as displayed by the Graphics Master and by the IBM board.) Each three-digit number indicates the attribute byte (in decimal) with which it is colored.

## Summary

We have seen, in the Tecmar Graphics Master, a well-thought-out and well-executed board whose design proceeds from certain assumptions. For instance, the dominance of the IBM standard RGBI and monochrome displays

has been taken for granted, as well as the insignificance of composite monitors.

Working with the Graphics Master has given me more than just a nice color display. It has allowed me to play with 50-line screens, simple windowing, and redirection of screen output. Best of all, it has allowed me to rediscover the beauty of black and white—or, more precisely, green and white.

*Stop the presses!* A new disk has arrived from Tecmar. As usual, they're trying to drown the user—there are two dozen pieces of software on the disk. There isn't time to sort them out, much less conscientiously review them.

However, Tecmar users can apparently look forward to a more interesting and thorough set of resident drivers for both graphics and screen control. One particularly nice program, GMBIOS, allows you to snap from one display to another, even while within a program. (I found this quite handy while working on my own software, which must look good in both color and monochrome.)

This seems to be a taste of the future—the computerist surrounded by a number of screens. For those who own only a single monitor, the Tecmar board and GMBIOS will allow you 64 virtual monitors! You can jump at will to any of (up to) 64 video “pages”—full independent screens.

GMBIOS has a number of other neat tricks—you can use the idiosyncratic IBM greenscreen with any color board, and vice versa. You can make all kinds of intimate adjustments to any


## CO1686 ATTACHED RESOURCE PROCESSOR

MS-DOS 2.11      CP/M-86      CP/M-80 RAM DISK  
8086                      8087                      768K RAM

### For ANY Z80 Based CPM System

“THE 16 BIT CO-PROCESSOR TO BE MEASURED BY THE COMPANY IT KEEPS”

Kaypro 2, Osborn I, TRS-80/I, Bigboard, Max80, Heath H8, Altos Dynabyte, Xerox 820-I, Horizon, Heath H89, Systems, Multitech, Intersystem, Televideo 802, Teletek, Cromemco, Morrow MD3, Discovery, Exidy Sorcer, TRS-80/4, Xerox 820-II, Altos Series 5, Microengine, Magic, Superbrain, Morrow MD11, Davidge, Northstar and many other Z80 systems owners are all extremely satisfied with the CO1686 ATTACHED RESOURCE PROCESSOR.



Televideo 803, Eagle 1, Epson QX10, Lobo 8000-10, Lanier EZ1, Zorba TRS-80/II, North Star TRS-80/III, Monolithic Convertable, BMC, Ithaca Kaypro 4, Osborn Exec, Compupro, Altos 8000-12, DEC VT180, Kaypro 10, Wave Mate Bullet, Portabrain, TRS-80/12, TRS-80/16A, Sierra, Vector, Advantage,

And why shouldn't they be. Look at these impressive features:

- A True 16 Bit 8086 Processor
- 256K to 768K RAM
- MS-DOS 2.11 & CPM86
- Emulation of 80% of "PC" ROM BIOS
- Thousands of CPM86, MS-DOS, & "PC" Applications will run
- MS-DOS & CPM disk files can be co-resident on the same device (including harddisk)
- Can be used as 768K of high speed CPM80 RAM Disk
- Easily installed on any Z80 based system
- Available in an external cabinet w/ power supply
- Optional 8087 Math Co-Processor, Real Time Clock, 8 Level Interrupt Controller, & Proprietary I/O Bus
- Delivered with Logics and Sources
- Optional 12 month warrantee
- Full money back guarantee that it will function on your Z80 system
- A Quarterly Newsletter

PRICES START AT A LOW \$495.00.

For additional information about this revolutionary product, or our Motorola 68000 Co-Processor, contact your favorite dealer, send \$1 (no checks please) or call:




Hallock Systems Company, Inc.  
262 East Main Street  
Frankfort, New York 13340  
(315) 895-7426

RESELLER AND OEM  
INQUIRIES INVITED.

DEPT. 984-M

CIRCLE 45 ON READER SERVICE CARD

## There is a reduction in video artifacts such as aliasing.

display at any time—turn on interlace, for instance, or adjust the position. It provides a “screen saver”—after five minutes of inaction, the screens go blank until any key is struck. This part I found incomplete—the only keys that would restore my screens were Ctrl, Alt, and Del—depressed simultaneously. While this may have been saving the screen, it didn't do the rest of my system much good. 

Dov Jacobson, 157 Pelton Ave., Staten Island, NY 10310.



# C Programmers: Program three times faster with *Instant-C*<sup>TM</sup>

**Instant-C**<sup>TM</sup> is an optimizing interpreter for C that makes programming three or more times faster. It eliminates the time wasted by compilers. Many repetitive tasks are automated to make programming less tedious.

- Two seconds elapsed time from completion of editing to execution.
- **Symbolic debugging**; single step by statement.
- Compiled execution speed; 40 times faster than interpreted Basic.
- Full-screen editor integrated with compiler; compile errors set cursor to trouble spot.
- Directly generates .EXE or .CMD files.
- Follows K & R—works with existing programs. Comprehensive standard C library with source.
- Integrated package; nothing else needed.
- Works under PC-DOS\*, MS-DOS\*, CP/M-86\*.

More productivity, less frustration, better programs. **Instant-C**<sup>TM</sup> is \$500. Call or write for more info.

**Rational Systems, Inc.** (617) 653-6194  
P.O. Box 480  
Natick, Mass. 01760

Trademarks: MS-DOS (Microsoft Corp.), PC-DOS (IBM), CP/M-86 (Digital Research, Inc.), Instant-C (Rational Systems, Inc.)

CIRCLE 39 ON READER SERVICE CARD

# Quelo<sup>TM</sup> 68000 Assembler

New 5.0 Release First Commercial Release  
January, 1983

The **Quelo**<sup>TM</sup> portable 68000 assembler conforms to the Motorola resident assembler, publication M68KMASM[D4].

## Quelo<sup>TM</sup> 68000 Assembler Package Features:

Input file concatenation, include function, macros, global parameter substitution from command line, listing date-time stamp, up to 31 character symbols, conditional assembly, structured programming directives, instruction optimization, 68010 instructions, relocation and linking, complex expression linking (all operators), DB-DW-DL directives for Z80 byte order data generation, object library utility, software configuration tracking, conditional linking, options for assembler and linker to write complete symbol table to a file, detailed symbol table listings, assembler symbol cross-reference, linker global symbol cross-reference, object library symbol cross-reference, superb linker load map, various HEX load formats produced by linker, error messages in English, extensive typeset manual with index, readily transported to any system with a C compiler and "UNIX like" system interface.

Ready to run in various disk formats for CP/M-80, -86, -68K, MS-DOS and PC-DOS	\$595
Portable source version with detailed installation and testing instructions.	\$750 and license agreement.

For more information or to order write or call Patrick Adams  
COD, Visa, MasterCard.

**Quelo**<sup>TM</sup>  
2464 33rd Ave. W., Suite #173  
Seattle, WA 98199  
(206) 285-2528

CP/M-80, CP/M-86, CP/M-68K TM DRI. UNIX TM Bell Labs. MS-DOS TM Microsoft. PC-DOS TM IBM.

CIRCLE 55 ON READER SERVICE CARD

## MicroScript<sup>TM</sup> \$50 Customizable Text Formatter

- headers, footers, footnotes
- top and bottom page floats
- multiple columns with column balancing
- top and bottom column floats
- keeps, widow and orphan suppression
- table of contents, index
- boxes, lists, section numbering
- generalized indentation and text attributes
- macros, symbols, conditional processing
- mail merge, character parse or fixed fields
- full path support (PC-DOS\* 2.0+)
- all ASCII printers
- customize by profile

## MicroEd<sup>TM</sup> \$50 Customizable Full Screen Editor

- full cursor control by character, word, or line
- position to top or bottom of window or file
- scroll by line or window
- global or selective find and replace
- delete by character, word, line, or block
- read external files into current file
- copy, move, and write blocks of text
- insert, overlay, wordwrap, split, or join
- all cursor addressable VDTs
- customize by profile

Postpaid within U.S. & Canada, outside U.S. add \$5, CA residents add 6 1/2%,  
8" SS/SD CP/M-86\*, 8" SS/SD CP/M-68K\*, 5.25" DS/DD PC-DOS 2.0+\*



**MicroType**<sup>TM</sup>  
6531 Crown Blvd., Suite 3A, San Jose, CA 95120  
(408) 997-5026



\* CP/M-86, CP/M-68K, are trademarks of Digital Research, PC-DOS is a trademark of IBM Corporation.

CIRCLE 157 ON READER SERVICE CARD

## - COMPETITIVE EDGE - P.O. Box 556 • Plymouth, MI 48170 • (313) 451-0665 COMPLETE SYSTEMS AND COMPONENTS WITH

### CompuPro<sup>®</sup> — LOMAS DATA PRODUCTS AND TELETEK COMPONENTS

40 MEGABYTE HARD DISK SUB-SYSTEM WITH DISK 3 <sup>TM</sup> FOR ALL COMPUPRO <sup>®</sup> SYSTEMS	10 MEGABYTE FORMATTED	1495					
HARD DISK SUB SYSTEMS FOR Z80, S-100, CP/M* 2.2 COMPUTERS WITH TELETEK HD/CTC HARD DISK AND TAPE CONTROLLER	22 MEGABYTE FORMATTED	1895					
10 & 22 MB DRIVES 99ms access	32 MEGABYTE FORMATTED	2295					
32 & 42 MB DRIVES 55ms access	42 MEGABYTE FORMATTED	2695					
65, 105, 140, & 280 DRIVES 30ms access	65 MEGABYTE UNFORMATTED	3195					
	105 MEGABYTE UNFORMATTED	3995					
	140 MEGABYTE UNFORMATTED	4895					
	280 MEGABYTE UNFORMATTED	8895					
FOR TURBODOS TELETEK SYSTEM							
10 MEGABYTE HARD DISK SUBSYSTEM FOR LOMAS WITH 5" FLOPPY		1595					
20 MEGABYTE HARD DISK SUBSYSTEM FOR LOMAS WITH 5" FLOPPY		2195					
40 MEGABYTE HARD DISK SUBSYSTEM FOR LOMAS WITH 5" FLOPPY		2595					
SYSTEMS WITH COMPUPRO <sup>®</sup> COMPONENTS YOU INTEGRATE (UN-SYSTEMS) OR WE INTEGRATE							
85/88 <sup>TM</sup> , DISK 1 <sup>TM</sup> , INTERFACER 4 <sup>TM</sup> , RAM 17 <sup>TM</sup> , ENCLOS 2 <sup>TM</sup> , P.D. DR CAB, 2-8" UN SYS.		3276					
AS ABOVE ONLY WE INTEGRATE		3395					
10MHz 8086, DISK 1, RAM 21 <sup>TM</sup> , I/O-4, ENCLOS 2, P.D. DR CAB, 2-8" UN SYS		3843					
WE INTEGRATE (ALL SYSTEMS INCLUDE CABLES AND OPERATING SYSTEM)		3995					
SINGLE 8" DRIVE AND 20 OR 40 MEGABYTE HARD DISK SYSTEMS AVAILABLE							
S-100 BC 286 5" FLOPPYS 256K LOMAS COMPONENTS SINGLE USER CCP/M-86 <sup>TM</sup>		3495					
S-100 BC 80186 THUNDER 186 SYSTEM WITH 5" FLOPPYS 256K LOMAS COMPONENTS		1995					
S-100 SC 286/287 5" FLOPPYS 256K STATIC CCP/M-86 <sup>®</sup>		4795					
S-100 SC 86/87 5" FLOPPYS 256K STATIC CCP/M-86 <sup>®</sup>		3895					
ABOVE SYSTEMS AVAILABLE WITH 8" & 5" FLOPPYS, 10, 20, OR 40 MEGABYTE HARD DISK							
SYSTEM WITH TELETEK SYSTEMMASTER <sup>®</sup> , 2-8" DSDD FLOPPYS 10 MB HARD DISK		2995					
SYSTEM WITH SYSTEMMASTER, 2-8" DSDD FLOPPYS 1 SBC-2 (2 USER) TURBODOS		3695					
SYSTEM WITH SYSTEMMASTER, 2-8" DSDD DRS 2 6MHz 128K SBC-1'S TURBODOS		4095					
16 USER SYSTEM WITH SBC-2'S, 42 MB HARD DISK 10 SLOT BUDGET BOX 1-8" <sup>TM</sup>		12995					
16 USER SYSTEM WITH 6MHz 128K SBC-1'S (FAST) 42 MB HARD DISK 20 SLOT		17295					
ABOVE 16 USER SYSTEM WITH 140 MEGABYTE 30 MS ACCESS HARD DISK		19395					
COMPONENTS FROM COMPUPRO <sup>®</sup> , LOMAS, TELETEK							
THUNDER 186 <sup>TM</sup> 256K SINGLE BOARD	\$1195	LOMAS LIGHTNING 286 <sup>TM</sup> 1116					
LIGHTNING 1 <sup>TM</sup> 420 LDP 72 <sup>TM</sup>	220	HAZITALL <sup>TM</sup> 275 256K DRAM 636					
8 PORT SERIAL 316 RAM 67 <sup>TM</sup>	725	GRAPHICS 396 128K DRAM 396					
TM							
DISK 1A <sup>TM</sup> 459 DISK 1	327	286 CPU <sup>TM</sup> 1095 85/88 CPU 6/8MHz 327					
RAM 22 256K	1155	RAM 21	329	RAM 16 <sup>TM</sup>	359		
10MHz 8086 CSC	561	I/O 3-8 <sup>TM</sup>	459	SYS SUPPT 1 <sup>TM</sup>	297	INTERFACER 4 <sup>TM</sup>	797
TELETEK SBC-1	525	SBC-2	995	SBC-1 6MHz	695	SBC-1 6 MHz 128K	233
TELETEK HD/CTC	499	CP/M 2.2	135	TURBODOS	650	SYSTEMMASTER <sup>®</sup>	565
QUME 102 TERM	539	102 AMBER	549	QUME 108	650	QUME 108 AMBER	657
WE CARRY EPSON, C. ITOH, AND DATAPRODUCTS PRINTERS MOST SOFTWARE FOR CP/M & MS-DOS 8" & 5"							
ANCHOR AUTOMATION SIGNALMAN MARK XIII 1200 MODEM							259

All prices subject to change and stock on hand. Manufacturers' warranties apply. CompuPro<sup>®</sup> requires enduser to pay shipping both ways on repairs. Disk 1A, Disk 1, CPU 286, CPU 8586, RAM 22, RAM 21, RAM 17, RAM 16, Disk 3, I/O 3, System Support 1, Interfacer 4, are trademarks of CompuPro<sup>®</sup>. CompuPro<sup>®</sup> is a Goodboul Company. CP/M, CP/M-86 are registered trademarks of Digital Research. Systemmaster is a registered trademark of Teletek Enterprises. MS-DOS is a trademark of Microsoft, Turbodos is a trademark of Software 2000 Inc. Thunder 186, Lightning 1, Lightning 286, Hazital, LDP 72, RAM 67, are trademarks of Lomas Data Products Inc.

CIRCLE 79 ON READER SERVICE CARD



---

# Co-Power-88: The SWP 8088 Coprocessor

**Add MS-DOS to  
your CP/M-80  
system**

by James G. Owen

---

**C**o-Power-88 is an enhancement that can be installed inside various Z80 computers, including the Kaypro models 2 and 4, to provide 8088/MS-DOS capabilities. Made by SWP, the package comes with 256K of RAM that can be used as a RAM disk when the computer is being operated in the Z80 mode. A new version of the Co-Power that will hold up to 1 MB of RAM has been announced by SWP, and should be available by the time you read this. Kaypro markets a version of their model 4 (the Kaypro 4 Plus 88) that has the Co-Power option installed; owners of the Kaypro model 2 or model 4 can purchase the cardset for \$500 and install it themselves—this is the package reviewed here. There is also a version of Co-Power, priced at \$600, for the Kaypro 10 computer with hard disk, as well as versions for Kaypro 2/82 and 4/84, Morrow, Osborne I, Bigboard, Zorba, and SWP ATR8000 computers.

#### **The hardware**

SWP recommends “that the Co-Power-88 circuit boards be installed by a qualified service technician”—and

this should be taken seriously. While the basic idea is straightforward and the installation requires no soldering, any project of this kind can present problems. And, of course, opening the Kaypro box could void the warranty.

The Co-Power hardware consists of two cards: an 8088 CPU card with 256K of memory, which is about 7" x 6" and mounts on a supplied bracket; and a much smaller card that plugs into the Kaypro board in place of the existing Z80 CPU chip. The Z80 chip, in turn, plugs into this small card. When I attempted to install the small card, the disk bypass capacitors on my Kaypro board prevented a tight fit. I gently bent them over, assuming that SWP had not anticipated this kind of capacitor. As it turned out, this was not the case: SWP had already encountered the problem and solved it by supplying an extra socket to be installed between the card and the Kaypro socket. Unfortunately, this socket was missing from my shipment, and for the first few readings the directions did not make any sense without this missing part. In situations like this, experienced service technicians (such as this writer) just plow ahead; less hardware-minded, more cautious individuals might find an experience like this upsetting.

The Kaypro box contains a fair amount of empty space, but installing



the Co-Power main circuit board takes up a lot of it. Wires have to be pushed around and, when installation is finished, ventilation for the disk drives seems to be obstructed because the Co-Power CPU board is mounted directly behind them. I encountered no operational problems, however, and the disk drives don't seem to be getting any hotter than they used to.

Indeed, once installed, the Co-Power hardware worked flawlessly. When the machine is first turned on or reset, the system is unaware that the Co-Power is present, and Z80 operation is completely normal.

SWP's advertisements specify that the 8088 is run at 5.33 MHz. No technical data or schematics are included.

### The RAMDISK program

Two Z80 programs are included in the Co-Power package: RAMDISK and MSDOS. The first sets up and manages a disk emulation system that can be used with the CP/M-80 system but *not* with MS-DOS; the second allows MS-DOS to be booted.

A *RAM disk* is a software-controlled portion of memory that can be treated as if it were a disk drive; programs that use such a pseudo-disk execute disk operations much faster than do programs on a real drive. The Co-Power RAM disk suffers the usual drawbacks of such an arrangement: the pseudo-disk does not retain data when power is switched off, nor, of course, is it removable. On the other hand, it is really fast. I am using WordStar to write this, and when I use the ctrl-Y function to yank a line, I don't have to wait a couple of seconds while the Yank overlay is loaded from disk—it gets into the TPA in a hurry. To take advantage of this, I had to copy WordStar and all the overlays to the pseudo-disk, and I'll have to do that every time I turn the machine on, but it's definitely worth the effort.

The RAMDISK program provides a number of options, one of which assigns the drive letter. Any letter can be assigned to the RAM disk; if you pick A or B, then the letters normally assigned to those physical devices are bumped up, as appropriate, by the ingenious RAMDISK software. However, if you want the RAM disk to be drive A:, the software insists that you use standard CP/M 2.2. I didn't, and sure enough my system would not work using A: as the RAM disk. Other options are related to directory initialization, and the installation address of the RAMDISK filter program. Default values are supplied for everything, and the inexperienced user can operate the program easily by using a command such as

RAMDISK \*

which would cause the pseudo-disk to be set up on drive M:.

One peculiarity of the system is that after things crash—as they sometimes do—the Co-Power board may lose its way, requiring a manual reset to get RAMDISK working again. This is fully described in the documentation. You are also warned that RAMDISK will not necessarily work with all programs—however, I would expect it to work with most. Not documented was the requirement that the computer be reset when going from RAMDISK to MS-DOS.

### The 8088/MS-DOS system

The whole point of the product is, of course, to allow you to run MS-DOS on the 8088 CPU. To boot the 8088 op-

## The RAMDISK program speeds up 8-bit development tasks.

erating system, you first execute the command MSDOS under CP/M-80, then insert an MS-DOS system diskette in any drive, and enter the letter of that drive via the console keyboard. After a little disk churning, MS-DOS signs on and asks you for the current date in a format that it doesn't explain (hint: don't enter the day of the week—just the month, day, and full year, separated by hyphens). Or, you can skip the entry of date and time by entering carriage returns. However, once you have entered the date correctly, files will be timestamped, even though the Kaypro/88 does not have a hardware clock, so the time-keeping function of MS-DOS is by no means wasted. When you wish to return from MS-DOS to the normal Kaypro CP/M-80 operating system, simply execute the command Z80, switch diskettes, and type any character.

This arrangement places something of a burden on people who intend to do software development on the Co-Power, since after a program or system crash, the booting procedure can be tedious. Using a diskette that automatically executes MSDOS speeds things up a bit, and Kaypro's disk copy program can create such a diskette.

### How it works

The 8088 and Z80 systems communicate with each other through a few I/O locations. There does not appear to be any memory sharing; the connection between the Z80 system and the main 8088 card has only 16 conductors, terminated with 16-pin DIP headers at both ends—not enough to contain both the address bus and the data bus without major contortions. However, this arrangement avoids complex and expensive shared-bus mechanisms.

According to SWP documentation, the usual MS-DOS system files, IO.SYS and MSDOS.SYS, are replaced by MSDOS.COM in the CP/M load process. This implies that the MSDOS.COM file contains the necessary Z80 I/O handler and an image of the resident portions of MS-DOS itself. The 8088 card apparently contains a ROM that loads the MS-DOS operating system from the port that communicates with the Z80, instead of the usual process of loading it from diskette.

The Z80 file, MSDOS.COM, remains resident in the Kaypro 64K memory, and services all I/O requests as the 8088 card makes them. Simultaneously, the Co-Power main card executes 8088 programs in its 256K memory space. It appears that the 8088 cannot talk directly to any I/O devices; instead, it talks through a port to the Z80, which performs the physical I/O operations and returns information through a port to the 8088.

Indulging in a little more speculation, I doubt that the Z80 is placed in a hold or wait state while the 8088 computes—or vice versa—so it's probable that the system does indeed offer real coprocessing, the Z80 handling I/O while the 8088 is computing. This won't usually produce any noticeable speed increase, since a single-user system such as MS-DOS is usually I/O-bound rather than compute-bound.

### What you get

The MS-DOS that I received was version 2.11. For CP/M aficionados unfamiliar with MS-DOS, it has UNIX-like features such as hierarchical directories (which allow highly efficient organization of files), and piping (which allows the output of one program to be automatically sent to the input of another), as well as intuitive command specifications (in MS-DOS, you COPY FROM\_\_FILE TO\_\_FILE rather than PIP TO\_\_FILE = FROM\_\_FILE, as you do in CP/M).

The package did not contain any compiler, interpreter or assembler—though, strangely enough, a linker was included. (*Editor's note: The above condition is the usual MS-DOS environ-*



## Co-Power-88

Continued from page 115  
ment, created by the marketing practices of the operating system vendor (Microsoft), and is not unique to the SWP product. The linker is included as part of the O/S package because it is common to compiler languages such as C and Pascal, as well as assemblers. The assembler ASM, the macroassembler MASM, and the library manager LIB are marketed as a separate package. Policies on bundling software are different for various retail vendors; however, based on the prices of other products of similar value in the industry, the cost of the SWP product is very reasonable, even without any extra software bundled in.) I don't know what programs are included with the Kaypro-supplied version of the Co-Power system—check before your buy.

### Compatibility

The Co-Power system should be able to run all software that uses standard MS-DOS function calls. Unfortunately, the version of MS-DOS that runs on the IBM PC, called PC-DOS (and sometimes just plain DOS), has features and extensions that are not standard MS-DOS function calls. In

particular, the IBM has memory-mapped video I/O, and PC-DOS allows application programs to interact directly with the video RAM. Much software has been written, especially screen-oriented applications, that takes advantage of the speed increase gained by writing directly to the video RAM.

The SWP documentation indicates that some non-MS-DOS "PC ROM" calls are supported in the Kaypro/88 system—specifically, those associated with the activation of function keys (which must be simulated on the Kaypro by escape sequences), and escape sequences that access the line-editing functions. However, any program that writes directly to the IBM screen will not run correctly on the Kaypro/Co-Power system. I've read that Kaypro has a list of programs that will run with the system, and a reasonable amount of MS-DOS (as opposed to PC-DOS) compatible software is available.

The disk formats, at any rate, are PC-compatible. This means that you can go to your local computer store, purchase a diskette with an IBM PC program on it, put it into the Kaypro/88 system, and read the directory or copy files from it. It does not

mean that the program will run on the Kaypro—that depends on the issues discussed above. Both single- and double-sided diskettes are supported, and the system appears to be able to tell which is which. In addition, a formatting option allows the creation of diskettes using the standard format of MS-DOS 1.25, which is different from that of 2.0; the system can, of course, also read DOS 2.0 diskettes. There is a program, called UNIFORM, available for transferring Kaypro CP/M files to MS-DOS, and vice versa.

The MS-DOS system appears to send print output to the CP/M-80 BIOS; thus whatever printer works with the normal Kaypro system should also work with MS-DOS.


### MS-DOS documentation

Included in the Co-Power package is about 20 pages of SWP documentation and a sizeable softcover edition of the MS-DOS 2.0 User's Guide. The SWP documentation was adequate, describing the various operations necessary to enter and leave the system, format and back up diskettes. The MS-DOS User's Guide is a complete and detailed book, with a useful index, but, oddly, no table of contents.

# PROGRAMMER'S GUIDE TO CP/M

Edited by  
Sol Libes

Here's an important collection of CP/M insights that you'll never find in any CP/M manual. CP/M is the most popular microcomputer DOS in use today, and this widespread use has generated many innovative techniques and enhancements of CP/M. *Programmer's Guide to CP/M* tells you what these enhancements are and how to put them to use, how to get around apparent limitations of a CP/M system and why CP/M is far more versatile than you might have imagined. Every article in *Programmer's Guide to CP/M* originally



appeared in MICROSYSTEMS between January 1980 and February 1982. Except for this collection, these articles are now unavailable! *Programmer's Guide to CP/M* gives you an in-depth look at CP/M from the viewpoint of the programmer—the individual who creates the software that interfaces directly with CP/M, or who is installing CP/M on systems for which configurations do not already exist.

Contents include "An Introduction to CP/M," "The CP/M Connection," "CP/M Software Reviews," "CP/M Utilities & Enhancement," "CP/M 86" and "CP/M Software Directories." \$12.95.

### MICROSYSTEMS PRESS

Dept. NN5H • 39 East Hanover Avenue  
Morris Plains, NJ 07950

Please send me \_\_\_\_\_ *Programmer's Guide to CP/M* at \$12.95\* plus \$2.00 postage and handling each. Outside USA add \$3.00 per order. # 14C

**PAYMENT ENCLOSED** \$ \_\_\_\_\_  
\*Residents of CA, NJ and NY State add applicable sales tax.

**CHARGE MY:**  
(Charge and phone orders \$10 minimum.)  
 American Express  MasterCard  Visa

Card No. \_\_\_\_\_

Exp. Date \_\_\_\_\_

Signature \_\_\_\_\_

Mr./Mrs./Ms. \_\_\_\_\_  
(please print full name)

Address \_\_\_\_\_ Apt. \_\_\_\_\_

City \_\_\_\_\_

State \_\_\_\_\_ Zip \_\_\_\_\_

Send me a FREE *Creative Computing* Catalog.


Also available at your  
local bookstore or computer store.

**For Faster Service,  
PHONE TOLL FREE: 800-631-8112**  
(In NJ only: 201-540-0445)



CP/M 2.2

**BIG DISCOUNTS  
ON LITTLE BOARDS™  
& ACCESSORIES**



- **AMPRO™ LITTLE BOARDS**—64K, Z80a, 2 ser. ports, 1 parallel port, 5/4" controller, with CP/M™ 2.2 and ZCPR3 ..... from **\$329**
- System Support PKG—cables, source code, schematics, connectors & manuals ..... **\$99**
- **TEAC™** 55B DSDD 48tpi 1/2 ht drive ..... **\$195**
- **TEAC™** 55F DSDD 96tpi 1/2 ht drive ..... **\$239**
- **TANDON™** 100-2 48tpi full ht drive ..... **\$225**
- **INTEGRAND™** Custom two drive cabinet w/5 amp power supply, connectors, etc. .... **\$199**
- **AEROCOMP™** one drive case & supply ..... **\$65**
- **JUKI™** 6100 18cps daisy printer ..... **\$499**
- Certified Diskettes SSDD ..... **\$1.39**
- w/Lifetime Warranty DSDD ..... **\$1.99**

VISA & MASTER CHARGE. Personal checks—please allow 2 weeks. Shipped via UPS. Prices F.O.B. Prairie View, IL. 5 day delivery on items in stock.

For additional information write or call:

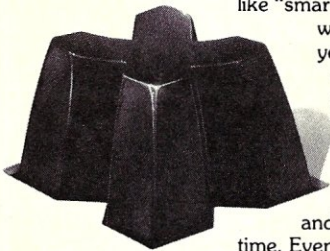
Don Castella  
DISKS PLUS  
15945 West Pope Blvd.  
Prairie View, IL 60069  
(312) 537-7888

**DISKS PLUS**  
DIVISION OF SOLARONICS, INC.

CIRCLE 19 ON READER SERVICE CARD

# Out "keys" the competition!

Thinking about buying a "key" program? (You know, the names all start with words like "smart", "magic", "pro", etc.) Looking for a faster, easier way to calc? Process words or databases? Yes? Then you owe it to yourself (and your computer) to check out XtraKey. Quite frankly, we think it's the best. At any price! (And wait 'till you see our price.)



**Just like those other "keys"**, XtraKey lets you redefine your regular keyboard keys to be anything you want. A word, a paragraph, a series of commands . . . whatever you hate to type over and over again! Change or make up new definitions anytime. Even while running a favorite program like WordStar or dBASE II! Unlike other "keys", there's no limit on definition length.\* Plus our advanced XShift feature lets individual keys have up to 16 meanings.

**XtraKey can also talk to your printer or video display.** Change from pica to elite while working on a spreadsheet. Address an envelope while in a document. Or call up your own custom help or menu screens (almost like having windows!)

**There's more!** Built-in screen dump\*\*, keypad redefinition\*\*, clear screen, printer on/off, definition chaining, program chaining, input pause and batch processing. All in one, neat little package that uses less memory AND disk space than the leading program.

**Now, for \$39.95, aren't you ready for real key power?**

\* to available CP/M TPA. \*\* XtraKey Custom versions for Kaypro (all models) & Gnat 10 only

## XtraKey

XtraKey will run on CP/M 2.2 based computers. To order, send check or money order for \$39.95 (\$49.95 for XtraKey Custom for Kaypro or Gnat 10) plus \$3.00 shipping (U.S. & Canada). California residents MUST also add 6% sales tax. Specify make and model of computer and disk format. VISA and MasterCard accepted.

CP/M, dBASE II, WordStar and Kaypro are trademarks of Digital Research, Ashton-Tate, Micropro and Kaypro respectively.

Xpert Software • 8865 Polland Avenue • San Diego, CA 92123 • (619) 268-0112

CIRCLE 22 ON READER SERVICE CARD

## THE LITTLE BOARD®


OEM — INDUSTRIAL — SCIENTIFIC

**SECOND GENERATION SINGLE BOARD COMPUTER KIT!**

**4 MHZ Z80\* CPU! 64K RAM! DOUBLE DENSITY!**

**FREE CP/M\* 2.2!!!  
A \$139 VALUE! A FREE  
5-1/4 IN. CP/M 2.2  
DISKETTE IS INCLUDED  
WITH EACH KIT.**

**A. & T. UNITS  
\$349**



*New!*  
**\$295<sup>00</sup>**  
(COMPLETE KIT)

**MINI-SIZE:  
ONLY  
5-3/4 x 7-3/4 INCHES**

**FULLY SOCKETED! PERFECT MATE TO OUR ZRT-80 TERMINAL BOARD. THROUGH SPECIAL ARRANGEMENT WITH AMPRO COMPUTERS, WE ARE PLEASED TO OFFER THEIR LITTLE BOARD® IN KIT FORM.**

**FEATURES:**

4 MHZ Z80 CPU!

DOUBLE DENSITY (5-1/4 IN.) FLOPPY CONTROLLER

64K DYNAMIC RAM!

CENTRONICS STYLE PARALLEL PRINTER PORT

USES +5VDC @ .75 A. AND +12VDC @ 50MA

TWO RS232 SERIAL PORTS

SAME SIZE AS A MINI FLOPPY

2732 BOOT EPROM

### Digital Research Computers

(OF TEXAS)

P.O. BOX 461565 • GARLAND, TEXAS 75046 • (214) 271-3538

**TERMS:** Shipments will be made approximately 3 to 5 weeks after we receive your order. VISA, MC, cash accepted. We will accept COD's with a \$75 deposit. Balance UPS COD. Add \$4.00 shipping.


USA AND CANADA ONLY

CIRCLE 65 ON READER SERVICE CARD



# Of course, POWER!™ saves your Bad Disk.

NOW! WINDOWS FOR IBM!



*It also does  
54 other things to  
keep your disk in line.*

### EVERYTHING YOU ALWAYS WANTED TO DO, BUT WERE AFRAID TO TRY

Unlike some utility programs that are a headache to use, POWER! is engineered to spoil you with 55 features, simple and uniform commands, and utter simplicity of use. POWER! automatically alphabetizes and numbers your files. You select by the number and never type file names again. Need to [COPY], [RENAME], [ERASE], or [RUN] programs? Just type in their menu number! POWER! also locks out your disk's bad sectors [TEST] without destroying files—a critical difference from other utilities that search and destroy, without informing you what they've done, leaving you to wonder why your programs won't run. (And POWER! still has 50 commands to go!)

### POWER! ONE PROGRAM DOES IT ALL!

You may own a few utility programs for your computer housekeeping, each with its own commands to memorize. POWER! has all the programs rolled into one 16K integrated package, so you do things you've never tried before—every day. Save sensitive data from prying eyes with [PASS] word protect, move a block of memory [MOVE], look for data [SEARCH] or compare files [CHECK]. POWER! also makes easy work of patching, [DISPLAY/SUBSTITUTE], customizing software [LOAD/SAVE]. Among the other commands are [SIZE], [STAT] [LOG], [DUMP], [TYPE], [JUMP], [FILL], [SET], and the CP/M version lets you restore erased files—even when you don't remember the filename—at a flick of the POWER! [RECLAIM] command. (Still 31 commands to go!)

### POWER! NOW FOR IBM'S PC-DOS AS WELL AS CP/M

We first developed POWER! for CP/M two years ago, and a stack of testimonials from FORD to XEROX testify to its excellence. For IBM-PC™ users, special features like managing sub-directories, [CHANGE], and a separate creation of up to 8 simultaneous, on-screen [WINDOWS] have been added.


### MONEY-BACK GUARANTEE AND A 10 DAY TRIAL

POWER! has the Seal of Approval from the Professional Software Programmers Association, and you, too, must be happy with POWER!—or your money back! For only \$169 you can now really be in control of your computer. Call Computing! at (415) 567-1634, or your local dealer. For IBM-PC or any CP/M machine. Please specify disk format.

**TO ORDER CALL 800 TOLLFREE**

IBM and IBM-PC are registered trademarks of  
International Business Machines Corporation.

# DOCU-POWER!™ will make your WordStar™ SHINE!



### CREATE NEW TEXT WITHOUT RETYPING.

DOCU-POWER! turns your existing text files into a database. Now you can create new documents from parts of old files by simply picking sections from the DOCU-POWER! master index. You never have to retype the same words again.

### DOCU-POWER! WORKS WITH ANY WORD PROCESSOR.

At your leisure, you set up your library files, and then give a DOCU-POWER! mark to any section, paragraph, or even groups of pages you think you may want to use again. DOCU-POWER! automatically indexes them for you, and, at the same time, extracts a comment description from your text—up to 40 characters long.

### NOW YOU CAN WRITE BY NUMBER.

To create your new text, simply scroll through your DOCU-POWER! index—you have instant window preview into any text—and pick the appropriate numbers. Now you can walk away, free to work on something else. DOCU-POWER! pulls together all the pieces of text, and gets it ready for printing or further editing with your own word processor.

### MONEY-BACK GUARANTEE AND A 10 DAY TRIAL

DOCU-POWER! is available by mail or through your software dealer—for only \$149. To order, call our 800 Toll Free number. For more information, call Computing! at 415-567-1634. For IBM-PC or any CP/M machine. Please specify disk format.

# COMPUTING!

The company that earns  
its exclamation point.

2519F Greenwch,  
San Francisco, CA 94123

# TOLL FREE

**800-428-7825 Ext. 96J**

**In CA: 800-428-7824 Ext. 96J**

WordStar is a trademark of MicroPro.

# Co-Power-88

Continued from page 116  
Support

In the short time I have had the system, I have encountered one possible bug: on a few occasions it seemed to forget to turn off drive B:, and I had to access drive A: to catch its attention. It is certainly possible that there may be more bugs, which brings us to the issue of support.

I have called SWP twice. The first time, I was connected quickly to a technical person who seemed reasonably well informed. The second time, the technical person was not immediately available, and my conversation with a sales representative proved to be unfruitful. I didn't make an effort to continue the investigation. I am content in the knowledge that SWP answers their phones, and that they have at least one technical person who is thoroughly acquainted with the product. If you think you'll need a lot of technical information and support from SWP, be aware that there may be some delays in getting through to the right person.

### Conclusion

The SWP Co-Power-88 system will not make the Kaypro into a PC-compatible system. However, the Kaypro models 2 or 4 alone—even without any PC/MS-DOS capability—still make a pretty good deal for many small business applications, since both models come bundled with a selection of useful software. With MS-DOS added, they become especially attractive.

The SWP product is an attractively priced package, particularly for system and software developers interested in MS-DOS and the Intel family of 8086/88 processors. While other 8086/88 add-on accessories have appeared, Kaypro's decision to include the SWP product into the Kaypro 4 Plus 88 is, for my money, an important plus. I feel the package would be considerably more attractive if SWP had found a way to include an assembler and technical documentation. Even without it, however, I think the enhancement is worth investigation by those who want a relatively inexpensive system that can cope with both CP/M-80 and MS-DOS, and who don't place a high priority on running off-the-shelf IBM PC applications. The RAMDISK program is a valuable extra, and certainly speeds up typical 8-bit development tasks. For information, contact SWP, 2500 E. Randol Mill Rd., # 125, Arlington, TX 76011; (817) 469-1181.

James G. Owen, 35 Admiral St., Port  
Jefferson Station, NY 11776



## DESIGNER SCREENS

"A 100 to 1 Productivity Increase Over Coding"



Provides full-screen editing of terminal screen design images. And, a linker that generates self-relocating, 8080 machine language, run-time support.

Makes it easy to implement on-screen forms, menus, help screens, boiler-plate notices, and even simple animation.

Run-time support for input includes: data type control, decimal alignment, a type ahead buffer, end-user edit commands, and everybody's favorite, "Fred's Magic Window."

Fred's Magic Window can display field-by-field input instructions as needed, automatically.

Can be used with any computer language that allows programmed calls to CP/M 2.2. Great with assembly language or BDS C.

Runs on 80 x 24 or larger ASCII terminals. Supports five display attributes and line drawing. Designs are transportable between installed terminals.

Manual only: \$ 10.00 (Check it out!)

Software: 185.00 (Supplied on: 8" SSSD CP/M or call.)

Complete: \$195.00

(Calif. residents add sales tax)

**Austin E. Bryant Consulting**

P.O. Box 1382, Lafayette, CA 94549


(415) 945-7911



CP/M is a trade mark of Digital Research  
BDS C is a trade mark of BD Software

CIRCLE 32 ON READER SERVICE CARD

## PRAM PERMANENT RAM



### GUARANTEED IN YOUR SYSTEM CROMIX-D • MPM • CCS • OASIS • AMOS

✓ PLUS: 8/16 BIT TRANSFERS • 24-BIT EX ADDRESSING  
8-12 MHZ • 2K DESELECTS • RAM-EPROM MIX  
IEEE 696/S-100 • LOW POWER • FULLY STATIC

LITHIUM BATTERY BACKUP avoids power failure crashes intelligently. Unique POWER-FAIL-SENSE circuit allows processor to save register information and disable board before POWER FAILURE CRASHES memory.

BG BANK 256S ..... \$1,299 Battery Backup ..... \$79  
BG BANK 64S ..... 399 Battery Backup ..... 39

BG COMPUTER APPLICATIONS, 206 Brookside, Bryan, Texas 77801. International orders add 30%.

(409) 775-5009

CIRCLE 9 ON READER SERVICE CARD

## 'C' COMPILER

### AN OUTSTANDING VALUE

"We bought and evaluated over \$1500.00 worth of 'C' compilers... C/80 is the one we use."

Dr. Bruce E. Wampler, Aspen Software  
author of "Grammatik"

**C/80**™ Full featured C Compiler for CP/M® with I/O redirection, command expansion, execution trace and profile, initializers, Macro-80 compatibility, ROMable code.

**49.95**

**C/80 FLOATS & LONGS** Adds 32 bit data types to C/80 3.0 compiler. Includes I/O and transcendental function library.

**29.95**

**FREE CATALOG** Call or write for 16 page booklet detailing our programming languages LISP/80, RATFOR, Assemblers, and 25 other CP/M products.



15233 Ventura Blvd., #1118  
Sherman Oaks, CA 91403

(213) 986-4885  
Dealer inquiries invited.

CIRCLE 23 ON READER SERVICE CARD

## CP/M® Software

A>**DBPACK**: Information Manager -- Great for Mailing Lists, Form letters, Tabulation and organizing data. Supports query, sort/search on multiple keys, report generation and many other data base functions. \$115/\$25.

A>**COMCOM**: Communication program. Uploads/Downloads files, and more. \$95/\$15.

A>**CPMCPM**: Transfers files (any type) between CP/M computers with incompatible disks. \$65/\$10 includes copy for each computer.

A>**FILER**: Archives, Sorts and Catalogs files with substantial disk space savings. \$49.

A>**BASXREF**: Alphabetizes and Cross-references variables vs. line numbers in BASIC programs. Simplifies program maintenance. \$39.

A>**UNERA**: Recovers erased files. \$29.

CP/M is a registered trademark of Digital Research, Inc.

- \* Available in most disk formats.
- \* Clearly written and indexed manuals included. Where two prices are quoted, second refers to manual only (creditable towards software).
- \* All packages returnable in 15 days.

**COMPU-DRAW**  
1227 Goler House  
Rochester, NY 14620  
(716)-454-3188

MasterCard, Visa & Amex cards, PO's from recognized institutions and COD are welcome.

CIRCLE 207 ON READER SERVICE CARD





# New Products

**What's new:  
a quick roundup  
of recent  
innovations and  
improvements**

## HARDWARE

### Alphacom 42 printer


Alphacom, Inc. has announced a price cut on its 40-column Alphacom 42 "universal" printer, lowering its suggested retail price to \$99.95, which includes an interface cable. The printer itself may be purchased separately at a suggested retail price of \$79.95. Interface cables are available separately for \$20 (except the cable for the Texas Instruments 99 4/A, which is \$40). Alphacom 42 has upper and lower case letters and a wraparound facility for printing text lines longer than 40 characters. It also recognizes standard ASCII control, or "action" codes for changing the printing mode, which include carriage return, linefeed, right justification, formfeed, graphics control, and multiline feed.

The Alphacom 42 combines a single-chip microprocessor and a proven Olivetti print mechanism using advanced thermal technology. The unit is packaged in a lightweight, impact-resistant plastic housing that covers the paper roll for a low-profile, sleek look. It operates at two lines a second, and features bit-mapped graphics. **Alphacom, Inc., 2323 South Bascom Ave., Campbell, CA 95008; (408) 559-8000.**

**CIRCLE 284 ON READER SERVICE CARD**

### Portable computer with windows

The IS-11 briefcase-sized portable computer offers an integrated software package and multiple-windowing capabilities, measures  $11\frac{3}{16}" \times 8\frac{7}{16}" \times 1\frac{7}{16}"$  and weighs only 4lbs. 16 oz. It has an  $8 \times 40$  bit-mapped LCD display that is angle adjustable, user memory of 32K of nonvolatile RAM expandable to 64K and a high-speed recorder supported by



a tape operating system: each tape can store over 128K. CMOS technology permits the IS-11 to operate on internal, rechargeable Ni-Cad batteries, which last nearly eight hours per charge. An AC adapter/battery charger is also included. Expandability of the IS-11's capabilities is assured through these soon-

to-be-available options: thermal printer, numeric keypad with 16 additional functions keys,  $3\frac{1}{4}"$  floppy disk drive, barcode reader and Basic programming module. The "IS" (Integrated Software) package contains modules activated by each of the six functions keys, including:

- **I-PIPS:** provides data-handling and data-processing capabilities, such as spreadsheet generation, search, sort, calculation, graphics, windowing, directory and print functions;
- **I-CALC:** provides calculations required in simulations; includes the basic four mathematical functions and other preprogrammed functions, such as subtotal and recompute;
- **I-EDIT/I-WP:** provides basic text-editing capabilities to produce and store documents; also includes I-WP, a word processing ROM-pack that permits advanced functions, such as cut and paste, as well as search;
- **I-COMM:** provides data-transmission capability via an RS-232 interface activated by a single command.

Software options presently under development in 64K ROM-pack form includes: Sales-pack, Financial-pack, Business Security-pack, Time-Sharing Systems-pack and Data-Entry-pack. An IS-11B version with a built-in modem is also available, priced at \$1,095. The IS-11 currently on the market is priced at \$995, and is available from: **Sord Computer of America, Inc., 645 5th Ave., New York, NY 10022; (212) 759-0140**

**CIRCLE 296 ON READER SERVICE CARD**

### Desktop printer stand

The WRITE ANGLE desktop printer stand is designed to solve problems often encountered in using printers with personal computers. The rugged one-piece unit, on which your printer can be placed, is angled to allow a convenient view of the material being printed. It is made of clear acrylic, and anti-skid protective feet prevent it from slipping. Room for paper storage is provided in the area below the printer, while its height allows paper to refeed automatically.



# RP/M T.M.

By the author of Hayden's "CP/M Revealed."

New resident console processor RCP and new resident disk operating system RDOS replace CCP and BDOS without TPA size change.

User 0 files common to all users; user number visible in system prompt; file first extent size and user assignment displayed by DIR; cross-drive command file search; paged TYPE display with selectable page size. SUBMIT runs on any drive with multiple command files conditionally invoked by CALL. Automatic disk flaw processing isolates unuseable sectors. For high capacity disk systems RDOS can provide instantaneous directory access and delete redundant nondismountable disk logins. RPMP utility copies files, optionally prompts for confirmation during copy-all, compares files, archives large files to multiple floppy disks. RPMGEN and GETRPM self-install RP/M on any computer currently running CP/M®2.2. Source program assembly listings of RCP and RDOS appear in the RP/M user's manual.


RP/M manual with RPMGEN.COM and GETRPM.COM plus our RPMP.COM and other RP/M utilities on 8" SSSD \$75. Shipping \$5 (\$10 nonUS). MC, VISA.

## microMethods

P.O. Box G 118 SW First St.  
Warrenton, OR 97146 (503) 861-1765  
CIRCLE 42 ON READER SERVICE CARD

## Extended Processing S100 Boards

### POWER I/O




High performance S100/IEEE-696 smart slave computer with 64K RAM, 3 serial ports, 1 centronic port, comprehensive 4K operating system in EPROM and 1 timer. Host access is through a high speed parallel I/O port. Accepts 256K RAMS when available. Optional ADD-ON board doubles I/O and RAM. Standard software and hardware supports 6 serial ports, 2 parallel ports and 512K of RAM. Entire board is software programmable including all I/O buffer sizes.

POWER I/O w/64K and 3S+P: \$375.00  
64K RAM ADD-ON board: \$175.00  
3S+P ADD-ON board: \$195.00  
64K and 3S+P ADD-ON board: \$295.00

All E.P. boards are built with quality components and are fully assembled and tested. Full documentation including schematics and source code listings.

ep Extended Processing 3861 Woodcreek Lane,  
San Jose, Ca, 95117 (408) 249-8248

### BURNER I/O II




Multifunction S100/IEEE-696 board. Complete EPROM programmer handles 5 volt EPROMS: 2508, 2758, 2516, 2716, 2532, 2732, 2732A, 2564, 2764, 27128, 27256. Fully I/O mapped. EPROM selected totally with software. No switches or program modules. Menu driven software supplied in 4K EPROM. 2 independent serial ports with baud rate to 19,200. 1 centronic type parallel port. Memory management for address lines A16-A23.

Option A: Full board \$355.00  
Option B: Programmer \$220.00  
Option C: I/O (2S+P) \$220.00  
Option D: Programmer+I/O \$330.00  
Option E: Memory management \$110.00  
Memory management for B or C: \$ 25.00

CIRCLE 142 ON READER SERVICE CARD

# The Image Solution

The CAT 1600 Series  
lets you take full  
advantage of your color  
graphics potential.



Plug this powerful color video graphic system into your IEEE-696 bus and watch your computer open its eyes. Exercise your creativity developing new ways to study your world and discovering the flexibility of video imaging. Our real time frame grabber gives you instant availability of the image to be processed. The CAT 1600 is the creative link between machine, man and the world.

Resolution is the name of the game, and we've got it. Physically you're looking at 512 x 512 pixels up to 24 bits deep. And that's real color. Now, center on a pixel, any pixel, and roam the screen through an image space as large as 1K x 2K. Zoom in and explore a close-up of 32:1, not in the usual quantum leaps of integer zooms, but in smooth logarithmic steps of 1.1%. A smooth zoom... that's human engineering.

At the heart of the matter is a dedicated 8086 image processor. It blazes a 16 bit wide path through the various memories, lookup tables and image parameters as it executes high level commands from your host processor. Up to 48K of static

RAM makes the image processor useful for downloading custom programs from the host.

When it came to adequate memory, we didn't forget. 768KB of dynamic memory gives you plenty of image. Our PROMs have a library of 64K organized into over 130 sophisticated graphics commands such as continuous live digitization, character and shape generation, global image manipulation and animation effects, to relieve the host computer from low level primitives.

At your disposal is a palette of 48 million colors and 256 shades of gray. Quantized lines or free hand sketching complete the picture. Use a variety of pen widths, brush strokes, even airbrush! Now imagine what you can do with a superb quality image captured in real time from a color video camera. Contact us for an eye opening demonstration: 935 Industrial Avenue, Palo Alto, CA 94303. 415/856-2500

**DIGITAL GRAPHIC SYSTEMS, INC.**

What you see is what you get.

CIRCLE 35 ON READER SERVICE CARD



Professional tools  
for the software  
developer and  
business  
system user.

**ProTools™**  
MORNING STAR SYSTEMS, INC.

### ProLibrary

Professional C Compiler Tools

These tools go beyond access to ROM Video and DOS 2.0 functions. Tools to write 8088 interrupt handlers and DOS 2.0+ device drivers. Flexible segment: offset addressing functions. DOS 2.0+ path handlers, set environment, run-time batch commands, and execution executive. DOS 3.0 upgrade. Lattice 2.0 compatible.

### ProBatch

Professional Batch Tools

Sophisticated batch commands to control job execution. *chmod* to change or display file attributes. *when* to control job execution by time, day or date. *ifset/switch/case* to control job execution sequence. *pr* for flexible file printing. *mount* to access floppy disks by volume id. Many other powerful batch commands. All commands may be piped. All commands use 2.0 path. All commands controlled by *set* environment.

### ProScreen

Professional Screen Manager

Editor for creation and management of screens. Screen storage in file or in program. Data entry screens, menus, windows and on demand help. Forms and box generation. On screen buttons and graphic/mono icons. Mouse and light pens supported. Run-time access by LINK library or by interrupt function.

ProLibrary (Includes Source) . . . \$200.00  
ProBatch . . . \$200.00  
ProScreen . . . \$300.00  
ProScreen (with C Source) . . . \$450.00  
MicroSoft C Compiler . . . \$400.00  
Lattice C Compiler . . . \$400.00

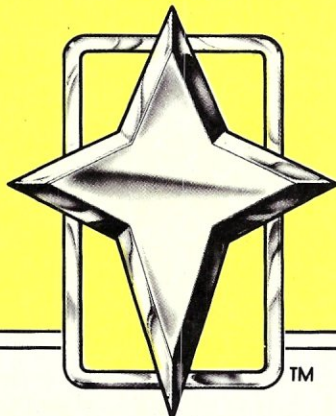
Shipping & Handling Additional/ VA Residents  
4% Sales Tax/ MC/VISA/ COD/ Check-OK

(703) 425-6422

Dealer Inquiries Welcomed

MORNING STAR SYSTEMS, INC.

9202 Alyssum Way  
Annandale, VA 22003



CIRCLE 129 ON READER SERVICE CARD

## New Products

Continued from page 120

Prices: Two sizes are available. Standard for 9 1/2" paper: 12" d x 11" w x 8" h, \$29.95. Large for 15" paper: 12" d x 15" w x 8" h, \$39.95. Add \$2.50 shipping and handling; NJ residents add 6% sales tax. **Northeast Peripherals, RD 31, Box 44, Somerset, NJ 08873; (800) 526-0988, ext. 120; in N.J. (800) 272-1321, ext. 120.**

CIRCLE 287 ON READER SERVICE CARD

### Smith-Corona's L-1000

The L-1000 Plus daisywheel printer has the following features:

- Both RS-232 serial and Centronics parallel interface ports
- Capability to handle xon/xoff



and hardware handshake protocol

- Self-test switch that enables the user to print out a test pattern to check the operating condition of the printer
- Bidirectional printing
- Multiple pitch capability
- Easy setting of switches for baud, parity, character length carriage return, linefeed, and for foreign-language wheels
- Automatic underscore
- Programmable margins and tabs
- 570-character buffer
- Low-cost, easy-to-change ribbon cassettes and printwheels

• An optional tractor feed attachment for continuous-form fanfold paper.

Prices: L-1000: \$545; optional tractor feed attachment: \$149.

**Smith-Corona, 65 Locust Ave., New Canaan, CT 06840; (203) 972-1471.**

CIRCLE 285 ON READER SERVICE CARD

## SOFTWARE

Program name: MagicPrint  
Requirements: text editor, Diablo 630/1650-compatible daisywheel printer or NEC Spinwriter  
Minimum memory: 48K  
Language: assembly  
Description: MagicPrint is a text-output formatter that features true proportional spacing with local and general character spacing, kerning and univer-

sal-spacing adjustments to prevent disproportionate gaps between words. The refined line-forming techniques of MagicPrint transform daisywheels and Spinwriters into precision typesetting machines. Other features include text screening with page-break display, automatic footnotes (up to 15 per page) with user-defined designations, automatic handling of widow/orphan lines, multicolumn printing and free-form page heading/footer. MagicPrint also provides all the basic print-formatting functions including boldfacing, underlining, superscript, subscript, accenting, indent (right/left), flush right, soft hyphenation and controls for line length, margins and page length.

Price: \$195

Available from:

**Computer EdiType**  
509 Cathedral Parkway, #10A  
New York, NY 10025  
(212) 222-8148

CIRCLE 300 ON READER SERVICE CARD

Program name: MASS-11pc

Requirements: Digital Rainbow, IBM, or Tandy 2000 PCs

Minimum memory: 256K

Language: Fortran

Description: MASS-11pc offers virtually the same features found in the original MASS-11 running on Digital's VAX computers under the VMS operating system, including generation of table of contents, split-screen editing, list processing, utilities, footnoting, column mathematics, four-function calculator, multiple columns, scientific-equation editing, redlining, user-defined keys, automatic page numbering, stored text, automatic headers and footers, multiple wrap tabs, sub-/superscripts, line drawing and multiple fonts and pitch changes. Also provided are automatic pagination with widow/orphan control. Both MASS-11 and MASS-11pc are compatible with commercial electronic mail services and a conversion utility provide for the transfer of DECmate files into MASS-11. Twenty-five printers are supported, including several laser printers. Documentation is identical for both MASS-11 and MASS-11pc.

Available from:

**Microsystems Engineering Corp.**  
2400 West Hassell Rd., #400  
Hoffman Estates, IL 60195  
(312) 882-0111

CIRCLE 277 ON READER SERVICE CARD

Program name: Word Wand

Requirements: IBM PC or compatible; MS-DOS

Minimum memory: 256K

Language: Intel 8080 assembly

Description: Word Wand is a multilingual word processing system that can



display onscreen and print all diacritics and graphics needed to correctly process documents in English, French, Spanish, and German. Additional features include hyphen help and micro commands, erase or underline by character, word, line, sentence, paragraph or block, search and replace with option to pause, ignore case and include all occurrences or complete words only, dual-file editing, horizontal split screen and decimal tabbing. Word Wand will drive any printer once it has been installed using the Installation Program, which allows the embedding of commands that alter spacing, pitch, offset the left margin, allow pauses during printing, insert files at print time, nest up to five files, allow the printing of several files in sequence as one document, background printing, mail merge, headers and footers, automatic page numbering with/without headers/footers, printing of specific pages of a document, no numbering of the first page of a document, dual-column paragraph alignment and the printing of accented uppercase characters. Special features include electronic mail receive/send capacity with file encryption, a global reformat procedure and a disk-print routine which allows several users to access a single printer in a shared work environment.

**Price:** \$395 U.S.

**Available from:**

**Tanda Software, Inc.**  
P.O. Box 244  
Orleans, Ontario  
Canada KLC 1S7  
(613) 235-5127

CIRCLE 302 ON READER SERVICE CARD

**Program name:** WordMarc


**Requirements:** Dos 1.1, 2.0, or 2.1; two disk drives or a hard disk

**Minimum memory:** 256K

**Language:** Fortran

**Description:** WordMarc is a multilingual word processing system that is hardware independent, running on virtually any computer system and driving virtually any printer. Standard features include full-screen cursor-controlled editing, programmable function keys, menu-driven software with menus and prompts in eight languages (English, French, German, Spanish, Italian, Portuguese, Dutch, Swedish) and capacity to process documents of almost any length will full onscreen display and printing of European-language diacritics and graphics. Optional capacity to display and print all scientific graphics and the complete Greek alphabet is also available (\$100). Additional features of the multilingual text editor are: document-spelling checker with interactive spelling correction, abbreviation glossary, send/receive document transmission

# No waiting in line for a line.



## TriMux .212 Teleprocessing for Small Systems

**The triple port modem/multiplexer which lets three terminals or PCs call in at one time. Communicate individually with a remote host. Or talk to each other. For just \$1495.**

Now three users can transmit data simultaneously over a single line. Saving time and long distance charges. It takes only one TriMux .212 in the *multi-user mode* to send. And another to receive.

The built-in advanced statistical multiplexer automatically corrects errors caused by glitches on the line. Speed conversion allows communication with devices operating at other speeds. And automatic dial-up capabilities save you the expense of a dedicated line.

In the *single-user mode*, the exclusive modem-sharing feature allows any of the three users to work individually. Calling or receiving calls from any other 212A service or user. With the *switching function*, any user can connect to any other user or device, local or remote.

Up to four phone numbers can be stored for faster dialing. And the menu-driven set-up and operation is so easy, even beginners can use it comfortably.

Get more modem for the money. TriMux .212, from Complex Systems, Inc.

### COMPLEX

4930 Research Drive Huntsville, Alabama 35805  
Telephone 205/830-4310 Telex 880114

CIRCLE 46 ON READER SERVICE CARD



# We have CP/M<sup>®</sup> for Radio Shack computers.

## 2,000 new programs for your TRS-80<sup>®</sup> 12.

CP/M is the runaway leader in disk operating systems, but until now owners of Radio Shack computers have been locked out of the thousands of useful programs that operate on CP/M.

Now you can put the power of CP/M into your Radio Shack TRS-80 II, 12, or 16, and be able to use all the popular and useful software—and hardware—that has been previously out of your reach.

## Use any printer.

Instead of being chained to Radio Shack hardware, you'll be able to add a video terminal, any printer (serial or parallel) and several Winchester hard disk drives with storage up to 80 megabytes.

## Yes! Send me free information

### about CP/M for Radio Shack.

Name \_\_\_\_\_

Address \_\_\_\_\_

City \_\_\_\_\_ State \_\_\_\_\_ Zip \_\_\_\_\_

Phone \_\_\_\_\_

or send us your business card.

Pickles & Trout<sup>®</sup>, P.O. Box 1206, Goleta,  
CA 93116 (805) 685-4641

## Uses only 8.5K of memory.


Since our first version went on the market in 1980, we've condensed and refined it into a compact, easy-to-use system enjoyed by thousands of users.

Besides the standard Digital Research CP/M manual, you'll get the 250-page manual we've developed through our long experience in adapting CP/M to Radio Shack computers. Our manual has lots of examples and an index and glossary.

You'll have your first working disk in ten minutes.

## Only \$200.

The floppy disk version of Pickles & Trout CP/M is \$200. The hard disk versions (for Tandy, Corvus, and Cameo) are \$250, except for the multi-user Cameo, which is \$400.



## New Products

*Continued from page 123*

with encryption/decryption, cursor-controlled document selection/deletion, automatic form-letter formatting with variable insertion and document-name entry with wildcard characters. Special features of the display are horizontal scroll to 168 characters, continuous screen-/page-number display, right-margin justification and sub-/superscripts at six levels. Menus and prompts may be customized: the spelling checker and the hyphenation-exception list may also be updated. Special printing features are automatic hyphenation, all or partial, proportional spacing, select-printing of specified pages, intermixing of single, double or triple spacing, mail-merge option and automatic widow/orphan protection.

**Price:** \$495

**Included with price:** Complete user documentation, including:

- Installation guide
- User guide
- Tutorial
- Quick-reference guide
- Technical-reference guide
- Alternate-Character template
- Function-key labels

**Available from:**

**Marc Software International, Inc.**  
260 Sheridan Ave., #200  
Palo Alto, Ca 94306  
(415) 326-1971

**CIRCLE 303 ON READER SERVICE CARD**

**Program name:** Csharp Realtime Toolkit

**Requirements:** any C Compiler  
**Minimum memory:** 4-6K (compiler dependent)

**Language:** C

**Description:** The Csharp Realtime Toolkit consists of five multitasking C-programmer tools, most of which can function independently of one another, as well as of any system processor. Each tool addresses a particular aspect of realtime C programming, allowing the programmer to choose the tool best suited to any task. Each of these tools can be directly accessed by the programmer:

- **Cisr** supports the other Csharp tools and ties directly into critical processor features. Cisr is available in versions that support the PDP-11 processor family, as well as a generic version for other 8- and 16-bit microprocessors.

- **Cevent** provides a high-level interface to external events, such as switch closures and button presses and can count and time these events.

- **Cgraph** lets programmers write portable graphics programs and configure graphics-system parameters by us-

TRS-80<sup>®</sup> Radio Shack/Tandy Corporation. CP/M<sup>®</sup> Digital Research.  
Pickles & Trout<sup>®</sup>, Pickles & Trout. ©1983 Pickles & Trout

**CIRCLE 89 ON READER SERVICE CARD**



# Q/C

For only \$95, Q/C is a ready-to-use C compiler for CP/M. You get complete source code for the compiler and over 75 library functions. Q/C is upward compatible with UNIX Version 7 C, but doesn't support long integers, float, parameterized #defines, and bit fields.

- Full source code for compiler and library.
- No license fees for object code.
- Z80 version takes advantage of Z80 instructions.
- Excellent support for assembly language and ROMs.
- Q/C is standard. Good portability to UNIX.

Version 3.2 of Q/C has many new features: structure initialization, faster runtime routines, faster compilation, and improved ROM support. Yes, Q/C has casts, typedef, sizeof, and function typing. The Q/C User's Manual is available for \$20 (applies toward purchase). VISA and MasterCard welcome.



5266 Hollister  
Suite 224  
Santa Barbara, CA 93111  
(805) 683-1585

Q/C, CP/M, Z80, and UNIX are trademarks of Quality Computer Systems, Digital Research, Zilog, Inc., and Bell Laboratories respectively.

CIRCLE 68 ON READER SERVICE CARD

## WRITE

The Writer's Really Incredible Text Editor lives up to its name! It's designed for creative and report writing and carefully protects your text. Includes many features missing from WordStar, such as sorted directory listings, fast scrolling, and trial printing to the screen. All editing commands are single-letter and easily changed. Detailed manual included. Dealer inquiries invited. WRITE is \$239.00.

## BDS's C Compiler

This is the compiler you need for learning the C language and for writing utilities and programs of all sizes and complexities. We offer version 1.5a, which comes with a symbolic debugger and example programs. Our price is (postpaid) \$130.00.

## Tandon Spare Parts Kits

One door latch included, only \$32.50.  
With two door latches \$37.50.  
Door latches sold separately for \$7.00.

All US orders are postpaid. We ship from stock on many formats, including: 8", Apple, Osborne, KayPro, Otrona, Epson, Morrow, Lobo, Zenith, Xerox. Please request our new catalog. We welcome COD orders.

## Workman & Associates

112 Marion Avenue  
Pasadena, CA 91106  
(818) 796-4401



CIRCLE 86 ON READER SERVICE CARD

## ENHANCE WordStar

with

# P-r-o-p-o-r-t-i-o-n-a-l Spacing on WordStar

You are reading text printed by WordStar in proportional spacing, providing a professional, easy to read, typeset appearance, direct from the print command on any version of WordStar. Also print two or more columns on a page, underline spaces between words, and much more. Works with most letter quality printers (Diablo, Qume, NEC, Juki, Brother, C. Itoh, Silver Reed, others).

"The best and least expensive method of dramatically improving the appearance of any WordStar text" - LIST Disk version (CP/M, MS/PC-DOS) automatically modifies WordStar \$75 including manual. Manual only (100 pages - with full details for implementing PS using Install) \$25. No technical skill is needed. Text can be right justified. Printer does not require PS logic. Prices include shipping in U.S. NYS add tax.

Okay! My check is enclosed for \$..... (or charge my VISA/MC acct # ..... exp .....).

## Writing Consultants

Suite 244, 11 Creek Bend Drive - Fairport, NY 14450  
1-800-828-6293 (in NYS 1-716-377-0130)  
phones open 24 hours - dealers please call or write

CIRCLE 1 ON READER SERVICE CARD

## PC-PRO IS HERE!

## PC-DOS FOR YOUR

# CompuPro

ONLY ..... \$395

PC-PRO on 8" Disks ..... 395

Controller for 5" Drive ..... 350

5" Drive ..... 395

PC-PRO MANUAL ..... 25


TRADEMARKS: CompuPro (CompuPro), PC-PRO (Computer House)

## Computer House, Inc.

722 B Street  
San Rafael, CA 94901  
(415) 453-0865

CIRCLE 58 ON READER SERVICE CARD





# WALTZ LISP<sup>(TM)</sup>

The one and only **adult** Lisp system for CP/M users.

Waltz Lisp is a very powerful and complete implementation of the Lisp programming language. It includes features previously available only in large Lisp systems. In fact, Waltz is substantially compatible with *Franz* (the Lisp running under *Unix*), and is similar to *MacLisp*. Waltz is perfect for Artificial Intelligence programming. It is also most suitable for general applications.

**Much** faster than other microcomputer Lisps. • Long integers (up to 611 digits). Selectable radix • True dynamic character strings. Full string operations including fast matching/extraction. • Flexibly implemented random file access. • Binary files. • Standard CP/M devices. • Access to disk directories. • Functions of type lambda (expr), nlambda (fexpr), lexpr, macro. • Splicing and non-splicing character macros. • User control over all aspects of the interpreter. • Built-in prettyprinting and formatting facilities. • Complete set of error handling and debugging functions including user programmable processing of undefined function references. • Virtual function definitions. • Optional automatic loading of initialization file. • Powerful CP/M command line parsing. • Fast sorting/merging using user defined comparison predicates. • Full suite of mapping functions, iterators, etc. • Assembly language interface. • Over 250 functions in total. • The best documentation ever produced for a micro Lisp (300+ full size pages, hundreds of illustrative examples).

Waltz Lisp requires CP/M 2.2, Z80 and 48K RAM (more recommended). All common 5" and 8" disk formats available.

**PRO CODE<sup>(TM)</sup>**  
INTERNATIONAL

15930 SW Colony Pl.  
Portland, OR 97224

Unix® Bell Laboratories.  
CP/M® Digital Research Corp.

**Version 4.4**

(Now includes Tiny Prolog  
written in Waltz Lisp.)

**\$169\***

\*Manual only: \$30 (refundable with order). All foreign orders: add \$5 for surface mail, \$20 for airmail. COD add \$3. Apple CP/M and hard sector formats add \$15.

Call free **1-800-LIP-4000** Dept. #10  
In Oregon and outside USA call 1-503-684-3000

CIRCLE 54 ON READER SERVICE CARD

## New Products

Continued from page 124  
ing C-procedure cells. Cgraph routines support most graphics devices with programmer-specific device handlers.

• **Cshed** controls the realtime execution of C-user procedures, allowing programmers to schedule, cancel and synchronize their tasks. Cshed creates a multitasking environment where each scheduled procedure can turn to completion unless interrupted by a procedure with a higher authority.

• **Cstate** structures process control using state-system notation. State systems are connected graphs of states that describe actions to be performed when a state is entered and the conditions for changing from one state to another. The Csharp Realtime Toolkit, which is distributed in source code, is available under a single source license.

Price: \$600

Available from:

**Systems Guild**  
P.O. Box 1085  
Kendall Square Station  
Cambridge, MA 02142  
(617) 451-8479

CIRCLE 250 ON READER SERVICE CARD

# THE PROGRAMMER'S SHOP<sup>TM</sup>

helps compare, evaluate, find products. Straight answers for serious programmers.

### SERVICES

- Programmer's Referral List
- Compare Products
- Help find a Publisher
- Evaluation Literature free
- BULLETIN BOARD - 7 PM to 7 AM 617-826-4086
- Dealer's Inquire
- Newsletter
- Rush Order
- Over 300 products

### PUBLIC DOMAIN Research - Free

6 months paid research gives you leverage, learning. We found, combined, added to the best. All run, have source in C or ASM. Order \$150 + get one free: Database, Editors, Modems, MSDOS RAMdisks & utils, Games in C.

### RECENT DISCOVERIES

GRAPHIC C comes with full source for PC/MSDOS graphics for screens, printers, plotters. Particularly strong for scientific plots. Optional use of 8087. Up to 4096 x 4096 Res. Desmet, C86. \$195

### "C" LANGUAGE

	LIST PRICE	OUR PRICE
MSDOS: C86-8087, reliable	\$395	call
Desmet with debugger	159	145
Lattice 2.1 - improved	500	call
Microsoft C 2.x	500	349
Williams - NEW, debugger	500	call
CPM80: Aztec by Manx	199	call
BDS C - solid value	150	125
ECOSoft C - now solid	250	255
APPII: Aztec - full, decent	199	call
MACINTOSH: First - by 7/15...	NA	385

### BASIC

	ENVIRONMENT	LIST PRICE	OUR PRICE
BASCOM-86 - MicroSoft	8086	395	279
BASIC Dev't System	PCDOS	79	72
BASICA Compiler - BetterBASIC - 640K	PCDOS	—	325
CB-86 - DRI	CPM86	600	439
Prof. BASIC Compiler	PCDOS	345	325
MACINTOSH COMPILER with BASICA syntax	MPC NA	—	325

### FEATURES

C HELPER has source in C for MSDOS, CPM80 for: DIFF, GREP, Flowcharter, C Beautifier, others. Manage source easier. \$125.

PROLOG86 Interpreter for MSDOS includes tutorials, reference and good examples. Learn in first few hours. For Prototyping, Natural Language or AI. \$125.

### EDITORS Programming

C Screen with source	8080/86 NA	75
FINAL WORD - for manuals	8080/86 300	215
MINCE - like EMACS	CPM, PCDOS	175 149
PMATE - powerful	CPM	195 175
	8086 225	195
VEDIT - full, liked	CPM, PCDOS	150 119
	8086 200	159

### UNIX PC

COHERENT - for "C" users	PcLike	\$500 475
VENIX - "true V7" w/FTN	PcLike	800 775
XENIX - "true S3" - rich	PC	1350 1285

Ask about run-times, applications, DOS compatibility, other alternatives UNIX is a trademark of Bell Labs

### LANGUAGE LIBRARIES

C to dBASE interface	8080/85	\$150 \$140
C Tools 1 - String, Screen	PCDOS NA	115
C Tools 2 - OS interface	PCDOS NA	92
GRAPHICS: GSX - 80	CPM80 NA	75
HALO - fast, full	PCDOS	165 165
Greenleaf for C - full	PCDOS NA	165
ISAM: C Index + no royalties	MSDOS NA	400
BTRIEVE - many languages	PCDOS	245 215
PHACT - with C	PCDOS NA	250
PASCAL TOOLS - Blaise	PCDOS NA	115
SCREEN:		
PANEL-86 - many languages	PCDOS	350 315
WINDOWS for C	PCDOS NA	139

Ask about many others for FTN, BASIC, PASCAL, C-ISAM, Screen, Stat, Graphics.

### PASCAL

	ENVIRONMENT	LIST PRICE	OUR PRICE
PASCAL MT + 86	CPM86/IBM	\$400	\$279
MS PASCAL 86	MSDOS	300	215
PASCAL 64 - nearly full	COM 64	99	89

### OTHER PRODUCTS

AKA ALIAS - improve DOS	PCDOS NA	60
Assembler & Tools - DRI	8086 200	159
CODESMITH-86 - debug	PCDOS 149	139
Disk Mechanic - rebuild	MSDOS 70	65
IQ LISP - full 1000K RAM	PCDOS 175	call
MBP Cobol-86 - fast	8086 750	695
MicroPROLOG	PCDOS NA	265
Microshell improve CPM	8080 150	125
Microsoft MASM-86	MSDOS 100	85
MS Fortran - improvements	MSDOS 350	255
PL/1-86	8086 750	495
PLINK-86 - overlays	8086 350	315
Polylibrarian - thorough	MSDOS 99	89
PROFILER - flexible	MSDOS NA	175
Programmers Tlkt w/source	8086 NA	135
READ CPM86 from PCDOS	PCDOS NA	55
READ PCDOS on an IBM PC	CPM86 NA	55
TRACE86 debugger ASM	MSDOS 125	115

Note: All prices subject to change without notice. Mention this ad. Some prices are specials.

Ask about COD and POs.  
All formats available.

Call for a catalog, literature, and answers

**800-421-8006**

THE PROGRAMMER'S SHOP<sup>TM</sup>

128 Rockland Street, Hanover, MA 02339.

Visa Mass. 800-442-8070 or 617-826-7531 MasterCard

CIRCLE 74 ON READER SERVICE CARD



# TALISMAN

It's almost magic!

CP/M Terminal Translation  
& Multiple Keyboard Redefinition Program

- ★ Run any CP/M 2.2 software on any other CP/M 2.2 microcomputer with proper disk format.
- ★ Used with a communications package will convert your microcomputer into any other interactive micro, mini or mainframe terminal.
- ★ Redefines any key(s) to reproduce any phrase or command sequence.
- ★ Reprograms "on the fly" while you're running another program.
- ★ Creates, saves, edits and retrieves up to 255 keyboard overlays.
- ★ Much, much more.

**disco  
tech**

DISCO-TECH®  
P.O. Box 1659  
Santa Rosa, CA 95402  
Tel. 707/523-1600

Dealer inquiries invited.

CIRCLE 20 ON READER SERVICE CARD


**FUTECH**  
INTERNATIONAL CORP

FUTECH 2000 SERIES

## ADVANCED INDUSTRIAL GRADE S-100 MAINFRAMES.

The most advanced industrial grade high-tech, high quality, sleek style S-100 bus mainframe.

- Front panel LED display for TIME/DATE and temperature of internal system air flow...
- Heavy duty power supply meeting today's standards for multi-user multi-tasking high speed CPU applications...
- A variety of front panels for floppy and winchester configurations...
- Synthesized warning voice indicator...
- Delay shut down
- Built-in emergency back-up supply
- Dealer inquiries invited



2100 N. Hwy. 360, Suite 1807, Grand Prairie, Texas 75050 (214) 660-1955 Telex 703033

CIRCLE 33 ON READER SERVICE CARD

## GAME BOOKS FROM CREATIVE COMPUTING



**BASIC COMPUTER GAMES, Microcomputer Edition**, edited by David H. Ahl. Here's a great collection of 101 fascinating games, all written in easy-to-use Microsoft BASIC. Play Craps, Combat, Super Star Trek, Lunar LEM Rocket, Gomoko, Checkers, Boxing, Bowling—and 93 others! With an introduction, notes on Microsoft BASIC, and conversion instructions for other BASICs. 8 1/2" x 11", softcover illustrated, with an index, 183 pp. \$7.95 (\$1.50). #6C

**MORE BASIC COMPUTER GAMES**, edited by David H. Ahl and Steve North. In this sequel to *Basic Computer Games* you'll find 84 challenging new games, complete with sample runs, program listings and illustrations. All run in Microsoft BASIC. Race your Ferrari, become a millionaire, joust with a knight, crack a safe, and more! Conversion table to other BASICs included. 8 1/2" x 11", softcover, illustrated, 200 pp. \$7.95 (\$1.50). #6C2

TRS-80 Microcomputer Edition, \$7.95 (\$1.50). #6C4  
TRS-80 is a registered trademark of the Radio Shack Division of Tandy Corp.

**CREATIVE COMPUTING PRESS** Dept. NH3Q, 39 E. Hanover Ave. Morris Plains, NJ 07950

Send me the books listed below:

ITEM NO.	QTY.	TITLE	PRICE EACH	P&H* ( )	TOTAL

CA, NJ and NY residents add applicable sales tax

Outside USA add \$3 to regular postage and handling per order.

TOTAL AMOUNT

CHECK ONE:  PAYMENT ENCLOSED \$

CHARGE MY:  American Express  MasterCard  Visa  
(Charge and phone orders: \$10 minimum)

Card No. \_\_\_\_\_ Exp. Date \_\_\_\_\_

Mr./Mrs./Ms. \_\_\_\_\_ (please print full name)

Address \_\_\_\_\_ Apt. \_\_\_\_\_

City \_\_\_\_\_ State \_\_\_\_\_ Zip \_\_\_\_\_

For faster service CALL TOLL FREE: 800-631-8112. (In NJ call 201-540-0445)

## Single Board Computer



**6 MHz  
Z80**

### Fast, Powerful and Compact Microcomputers

- 4 or 6 MHz Z80\* CPU
- 2K to 64K ROM or EPROM
- Expandable RAM from 64K to 256K
- DMA for Floppy and Hard Disk Data Transfers
- 2/4 RS-232 Serial Ports
- Centronics Parallel Port
- 50 Pin Expansion Bus for Additional I/O Capability
- CP/M Operating System and Networking Available
- Custom Systems and Private Label Packaging Available

**Davidige**

P.O. Box 1869  
Buellton, California 93427  
(805) 688-9598

\*Z80 is a registered trademark of Zilog

CIRCLE 91 ON READER SERVICE CARD



## LETTER QUALITY



**NOW ONLY \$488**

OPTIONS:  
 FORMS TRACTOR \$85.<sup>00</sup>  
 RS-232C SERIAL \$65.<sup>00</sup>  
 MULTI-LOAD SHEET FEEDER \$375.<sup>00</sup>  
 DAISY WHEEL  
 QUME COMPATIBLE  
 PRINTER

HIGH RELIABILITY & PERFORMANCE  
 describes this 18cpi Centronics Printer, 256 char. buffer w/optional tractor and sheet feed. Uses Qume 96 spoke Daisy Wheel & Qume Multi-Strike IV ribbon cartridges. Soft touch controls and Bi-directional print gives excellent quality on all types of stock. 8-level impression control prints original PLUS four copies.  
 DEALER INQUIRIES INVITED.

Call: (714) 895-5033 or Write:  
**ORANGE COUNTY COMPUTER**  
 15131 Triton Lane, Suite #122  
 Huntington Beach, CA 92649




CIRCLE 225 ON READER SERVICE CARD

## Now available for the computer experimenter!

**COMPUTER CONNOISSEUR'S DELIGHT!**  
 ONLY \$6.00 EACH. ASSORTMENT OF SIX FOR \$26.50

OVER A THOUSAND COMPUTER PROGRAMS! TOO MANY TO LIST HERE. LEARN HOW TO RECEIVE VERY USEFUL PUBLIC DOMAIN MATERIAL, SUCH AS: "SHOW", "SWEEP", "DOT", "LIS", "MODERN", "D", "BORT", "MERGE", ETC. UNIQUE GAMES—VERSIONS OF DONKEY KONG, SPACE INVADERS, ADVENTURE, STAR TREK, ETC.—WILL ENHANCE SYSTEMS WITH UNBOPHICATED GRAPHIC CAPABILITIES AND ALLOW YOU TO PLAY THEM ON ALMOST ANY COMPUTER. MATHEMATICS, ASTROLOGY, ASTRONOMY TOO!

UNPUBLISHED MATERIAL

WIT  
COMICS  
DIRECTORY LISTING  
NET WORKS  
AC-CESS CODES

*The one you've all been waiting for*

**Computel**  
 PUBLISHED MONTHLY

ONE YEAR SUBSCRIPTION \$14.00  
 (SAMPLE COPY \$2.00)

COMPUTEL—the complete SOURCE for everyone. You can now do the things you've only heard about, right in the privacy of your own home. Indispensable reference to phreaks and hackers. Learn how to get all kinds of computer programs FREE. Get the inside story of big business systems—their quirks and flaws—and remain up to date with vital occurrences within the computer industry. Computel is a publication designed for everyone who has an intense curiosity of computer systems, containing a wealth of hard to find information, codes, and numbers. Published monthly.

Computel Publishing Society SUITE #161-C  
 6354A VAN NUYS BLVD. / VAN NUYS, CA 91401

CIRCLE 279 ON READER SERVICE CARD

## 'NATIVE LINX'

means never having to say you're sorry. Lack of information and delays costing you money?

Bisynchronous Communication *cuts* your losses. Simply connect your AppleII, II+, or IIe to a 3270 or 2780/3780 mainframe. (Full IBM or RJE functions available.)

TRANSMITS DOS DIRECT

VIKING ASSOCIATES INC.  
 320 West Fillmore Avenue  
 Colorado Springs,  
 Colorado 80907 (303) 632-7004  
 Telex: 450-711

CIRCLE 221 ON READER SERVICE CARD

# FREE CATALOG!

Just let us know and we'll mail you a FREE *Creative Computing* Catalog—16 pages filled with books, buyer's guides, magazines, and more!

To get your FREE catalog, write to: *Creative Computing* Catalog, Dept NA1X 39 East Hanover Ave., Morris Plains, NJ 07950.

## NEW BOBCAT 3 DISK CATALOG

The most versatile and powerful catalog program available

- completely rewritten in C
- creates, adds, updates, and deletes a filename catalog
- seven report formats
- hard disks, multiple drives, and user numbers
- individual file titles
- wildcard searches for filenames and file titles
- CP/M or PC MS DOS

8" CP/M SSSD or Popular CP/M or PC MS DOS 5 1/4"

U.S. residents .....\$49.95 U.S.\$  
 Canadian residents .....\$49.95 Cdn.\$ (Ont. residents add \$3.50 pst)  
 Other countries .....\$54.95 U.S.\$ plus \$3.00 P & H

NAME, NUMBER EFFECTIVE & EXPIRY DATES (MC FOUR EXTRA DIGITS)

Bank drafts, certified checks, money orders, company checks

**R&L Micro Consulting Services**  
 Box 15955, Station F  
 Ottawa, Ont.  
 K2C 3S8 (613) 225-7904 THE HOME OF THE BOBCAT

\*MICROGUIDE is a product of R&L Micro Consulting Services, CP/M is a registered trademark of Digital Research.

CIRCLE 278 ON READER SERVICE CARD

# NORTH STAR USERS UNITE!

- ★ Get the information you need from the user's point of view
- ★ Over 150 pages of members newsletter articles last year
- ★ D.O.s and cp/m disk library for members
- ★ Solve problems
- ★ Get assistance

Membership dues \$20

International North Star Users Association  
 P.O. Box 2789 M. Fairfield, CA 94533

CIRCLE 218 ON READER SERVICE CARD

## Graphs without Graphics?

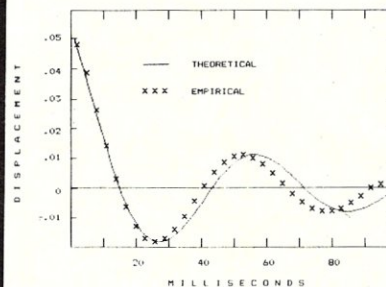
No need for screen graphics  
 Publishable graphs on your dot matrix printer.

Easy to Use No programming. Excellent Manual  
 CP/M 80 or 86, MS-DOS, or PC-DOS. Most disk formats

\$69 (includes manual). \$10 manual alone.  
 Add \$3 shipping, \$8 outside US and Canada  
 Specify type of printer.

DataPlotter from Lark Software  
 7 Cedars Road, Caldwell, NJ 07006  
 (201) 226-7552

Visa, M/C



CIRCLE 250 ON READER SERVICE CARD

## CP/M EPROM PROGRAMMING SYSTEM

2708	2732A
2758	2712B
2716	27C16
2732	27C32
2764	27C64

— STAND ALONE BOARD — ELECTRONIC SWITCHING OF EPROM TYPES  
 — USES 24 VOLT XFER FOR POWER — ALL SUPPLIES TIMING ON BOARD  
 — DESIGNED WITH EASY TO GET PARTS — COMPREHENSIVE 28 PG MANUAL  
 — WORKS WITH ANY CP/M SYSTEM — INDEPENDENT OF SYSTEM SPEED

**\*\* INTERFACE TWO WAYS \*\***

- ONE 8 BIT INPUT PORT AND ONE 8 BIT OUTPUT PORT — 16 WIRES AND A GROUND — NO HANDSHAKE LINES REQUIRED
- CENTRONICS PRINTER PORT — 8 OUTPUT DATA BITS AND ONE INPUT DATA BIT (BUSY LINE) — 9 WIRES AND A GROUND

**\*\* CONTROL PROGRAM COMMANDS \*\***

- PROGRAM EPROM(S) FROM DISK — SAVE EPROM(S) TO DISK
- READ DISK FILE INTO RAM — PROGRAM EPROM(S) FROM RAM
- READ EPROM(S) INTO RAM — COMPARE EPROM WITH RAM
- VERIFY EPROM IS ERASED — COPY EPROM
- DISPLAY/MODIFY RAM — (MONITOR MODE) WITH 11 SUB COMMANDS
- FILL-DUMP-XFER-EXAMINE-MODIFY-BIAS-PROGRAM-VERIFY, ETC

BASE PCB BOARD WITH COMPLETE DOCUMENTATION AND SOFTWARE ON 8" SINGLE DENSITY DISKETTE \$69  
 (ABOVE WITH COMPLETE PARTS KIT — \$69(A&T — \$89)  
 SOFTWARE AVAILABLE FOR OSBORNE, KAYPRO OR ON 2764 EPROM

TO ORDER SEND CHECK, MONEY ORDER, WRITE OR CALL  
**ANDRATECH**  
 P.O. BOX 222  
 MILFORD, OHIO 45150  
 (513) 752-7218

CALL OR WRITE FOR MORE INFORMATION — ADD \$3.00 FOR SHIPPING  
 OHIO RES. ADD 5% TAX — VISA/MC ACCEPTED — \$300 FOR C.O.D.

CIRCLE 276 ON READER SERVICE CARD

## CAN YOU C?

ADD THESE TO YOUR LIBRARY ...

**C-PACK** A disk full of useful utilities, for CP/M with C source code. Includes a sector patcher, query delete program, disk backup program, etc. etc. \$19.

**MEDIT** A sorted mailing list editor with C source which can be used with Mark of the Unicorn's Scribble for form letter generation. \$39.

**VIEW** A fancy CRT disk editor for CP/M, with C source. Inspect any block, modify any sector. More stats than STAT! \$39.

**ICX** Deluxe CP/M <-> ISIS package. Transfers files to/from & initialize ISIS disks. Complete C source \$89. Also, ISE: ISIS emulator for debugging under CP/M. Complete source (Asm). \$89.

Both ICX and ISE \$175.

Supplied on Single Density 8" Disk  
 CP/M Digital Research, Inc. ISIS II Intel Corp

**Western Wares**  
 Box C  
 Norwood CO 81423  
 (303) 327-4898

CIRCLE 229 ON READER SERVICE CARD



## 68000 Cross Assembler Motorola VERSAdos + Compatible

Assembler, Linker, Object and Macro Librarian. Absolute and Relocatable Code, Macros, Includes, and Conditional Assembly. Structured Programming. No limit on source file size.

Unix (C) Compatible Source  
\$700

CP/M-80\*    PC/DOS†    CP/M-86\*  
\$200        \$250        \$250

Manual: \$20  
(refundable)




1329 Gregory (312) 251-5310  
Wilmette, IL 60091 after 5 p.m.

\* Digital Research trademark, † IBM trademark, + Motorola trademark.

CIRCLE 230 ON READER SERVICE CARD

## Full Screen Text Editor with

Full Source Code in C  
for  
CP/M 68K or CP/M 80



**RED**  
**\$95**

Call today for valuable information:

(608) 231-2952

To order send a check to:

Edward K. Ream  
1850 Summit Avenue  
Madison, Wisconsin 53705

## NORTHSTAR AND MBSI REALWORLD USERS

New Products and Enhancements

**THE FINANCIAL ANALYST:**  
a concise financial analysis program  
fully interfaced with general ledger.

**MULTI-CO:**  
an enhancement to enable  
recording of multiple companies  
on a single disk.

**FINSEC:**  
church contribution management  
and mailing program.

**FUTURE ENHANCEMENTS  
FORTHCOMING . . .**

Contact Victor Moffitt  
or circle reader service number.

**DATA-CO.**  
978 TIOGUE AVENUE  
COVENTRY, RI  
(401) 828-7385  
Dealer Inquiries Invited

CIRCLE 231 ON READER SERVICE CARD

# SALES POWER

Microsystems not only sells itself at a nice profit, it helps sell the hardware and software in your store too. Because it goes home with customers and continues to influence buying decisions long after you're closed for the day. Let's talk now.

CALL COLLECT:  
(212) 725-7679

Or write:  
 Ziff-Davis Publishing  
One Park Avenue  
New York, NY 10016



Minimum order, 10 copies. We pay all shipping costs.

## ICs PROMPT DELIVERY!!! SAME DAY SHIPPING (USUALLY)

DYNAMIC RAM		
256K	150 ns	\$47.00
64K	200 ns	5.37
64K	150 ns	5.37
64K	120 ns	6.80
16K	200 ns	1.21
EPROM		
27256	250 ns	\$117.00
27128	250 ns	27.50
2764	200 ns	10.65
2732	450 ns	5.40
2716	450 ns	3.60
STATIC RAM		
5565P-15	150 ns	\$39.97
6264LP-15	150 ns	39.97
6116P-3	150 ns	6.36

MasterCard VISA or UPS CASH COD  
Factory New, Prime Parts  
MICROPROCESSORS UNLIMITED  
24,000 South Peoria Ave. (918) 267-4961  
BEGGS, OK. 74421

Prices shown above are for May 31, 1984.  
Please call for new discount & current prices. Prices subject to change. Please expect higher prices on some parts due to world wide shortages. Shipping and insurance extra. Cash discount prices shown. Small orders received by 6 PM CST can usually be delivered to you by the next morning, via Federal Express Standard Air @ \$5.99!

## A/D to RS-232 CONVERTOR KIT

- FOR ANY COMPUTER WITH AN RS-232 PORT
- 0-5 VOLT INPUT
- 8 CHANNEL INPUT
- 8 BIT RESOLUTION
- 300-9600 BAUD
- SIMPLE OPERATION
- PS, PC BD, PARTS & MANUAL

\$59.95 & \$4.00 SHIPPING

## TPS SYSTEMS

14820 Elmore Road  
Anchorage, Alaska 99516  
(907) 345-6720

CIRCLE 251 ON READER SERVICE CARD

## QUALITY SOFTWARE AT REASONABLE PRICES

CP/M Software by

### Poor Person Software

**Poor Person's Spooler \$49.95**  
All the function of a hardware print buffer at a fraction of the cost. Keyboard control. Spools and prints simultaneously.

**Poor Person's Spread Sheet \$29.95**  
Flexible screen formats and BASIC-like language. Preprogrammed applications include Real Estate Evaluation.

**Poor Person's Spelling Checker \$29.95**  
Simple and fast! 33,000 word dictionary. Checks any CP/M text file.

**aMAZEing Game \$29.95**  
Arcade action for CP/M! Evade goblins and collect treasure.

**Crossword Game \$39.95**  
Teach spelling and build vocabulary. Fun and challenging.

**Mailing Label Printer \$29.95**  
Select and print labels in many formats.

**Window System \$29.95**  
Application control of independent virtual screens.  
All products require 56k CP/M 2.2 and are available on 8" IBM and 5" Northstar formats, other 5" formats add \$5 handling charge. California residents include sales tax.

Poor Person Software  
3721 Starr King Circle  
Palo Alto, CA 94306  
tel 415-493-3735

CP/M is a registered trademark of Digital Research.

CIRCLE 224 ON READER SERVICE CARD

# 8048

- SIM48\* software simulates and debugs 8048 programs
- Runs on IBM-PC\*, CP/M-80\*, MS-DOS\*
- Internal timer, interrupt, inst set, external RAM, 4K ROM supported
- One year FREE updates
- \$250., manual alone \$20., shipping and handling included
- Formats — PC DOS D5DD, CP/M-80 8" S5SD, Kaypro II S5DD


## Logical Systems

6184 TEALL STATION  
SYRACUSE, NY 13217  
(315) 457-9416

Trademarks SIM48 (LSC), IBM-PC (IBM), CP/M-80 (DR), MS-DOS (Microsoft)

CIRCLE 219 ON READER SERVICE CARD

## MINI Z80B



### SERVO 8 Single Board Computer

- 5.75" by 8", same as a minifloppy
- Fast, 6 megahertz with no wait states
- Controls both 5.25" and 8" floppy drives
- SASI bus controls 10 megabyte Winchester
- 64K RAM and 2K EPROM, both expandable
- 2 RS232 serial ports and Centronics port
- Runs CP/M and OASIS operating systems
- Special introductory price, only \$495.
- In stock, 5 day delivery — VISA M/C COD



SERVO COMPUTER CORPORATION  
3608 N. ELLENSBURG ST. BOX 566  
GOLD BEACH, OREGON 97444  
(503) 247-2021

CIRCLE 232 ON READER SERVICE CARD



**MORROW USERS  
UPGRADE TO 16 BIT OPERATION**

Take advantage of the unlimited memory and faster operation of the 8086/88 family of CPU's by installing a DJ86 upgrade in your current Morrow Disk Jockey 2D system.

**No Board Modifications Necessary**

Simply replace two existing chips, plug in the 8086/88 CPU of your choice and go. DJ86 can be supplied either with a fully configured CPM-86 or with just the BIOS. All source code listings and a complete instruction manual come in the package. Indicate Disk Jockey 2D controller model (A or B) when ordering.

**DJ86 complete with CPM-86 \$199.  
DJ86 and BIOS only \$99.  
CPM-86 (unconfigured) \$90.  
U.S. funds/U.S. Inquiries**

**Micro Computer Applications Ltd.,  
3726 W. 34th. Avenue, Vancouver,  
B.C. Canada, V6N2L1 604-263-9124**

CIRCLE 256 ON READER SERVICE CARD

**TECHTYPE**

You need to write no-русски? עברית? En español? Or worse yet --

$$P_{nm}(\cos \theta) = \frac{\sin^n \theta}{2^n n!} \frac{d^n (x^2 - 1)^n}{dx^{2n}}$$

Your present word processing system isn't exactly a polyglot and flunks algebra? What's the solution? **TECHTYPE™** is a text-formatting system designed especially for scientific, engineering, mathematical, and multi-lingual document preparation. **TECHTYPE** runs under CP/M and is adaptable to most hardware. By using your present editor and its three programs

- DISPLAY - Preview on CRT screen
- DRAFT - High-speed dot-matrix printout
- PRINT - High-quality daisywheel printout


you can spend more of your time solving equations instead of typing them.

**TECHTYPE's** capabilities include:

- Multiple type fonts
- Multipass printing
- Unlimited sub/superscript levels
- Control of format, font, pitch, and emphasis.

Multipass printing allows the use of up to ten different fonts with only one printwheel change per page per font. Price \$300.

**GREEN MOUNTAIN RADIO  
RESEARCH COMPANY**  
240 Stamford Road  
Burlington, Vermont 05401 U.S.A.  
802-862-0997



Xerox Warranty  
Service & Maintenance

**Promotional Prices  
for COMPUTER  
PROFESSIONALS**

We set up your sale/leasebacks.

**CompuPro**  
SYSTEMS

**MORROW  
DESIGNS**

*Jarbell*

PRINTERS, TERMINALS, SOFTWARE

Computer professionals, we want you as a customer, a resource and a reference. Because we sell as many computers by referral as directly from our ad, we want to expand our professional customer base. We are offering promotional prices only to knowledgeable users, for a short while.

TERMS: Cash with order.  
You pay all freight. Add 5%  
for 2% 10/Net 30 AAA1 or  
Fed./State P.O. 2%/mo.  
carrying chg.  
CALL US 9 AM to 10 PM  
205 879-5976  
205 879-4735

**CostPlus  
COMPUTERS**

P.O. Box 6114 • Birmingham, AL 35259-6114  
Our bank is 1st National of Birmingham, (205) 326-5120

**classified ads**

CLASSIFIED RATES: Per Word, 15 Word Minimum. REGULAR: \$2.00. EXPAND-AD: \$3.00  
GENERAL INFORMATION: Prepayment discounts available. Payment must accompany order except credit card — Am. Ex., Diners, MC, VISA (include exp. date) — or accredited ad agency insertions. Copy subject to publisher's approval; must be typewritten or printed. First word set in caps. Advertisers using P.O. Boxes MUST supply permanent address and telephone number. Orders not acknowledged. They will appear in next available issue after receipt. Send order & remittance to: Classified Advertising, MICROSYSTEMS Magazine, 1 Park Avenue, New York, NY 10016. Direct sales inquiries to (212) 503-5115. For Customer Service Call: (212) 503-4506.

**SOFTWARE**

REL/MAC converts M80 REL files to MAC source files. \$74.95 on 8" SSDD, CP/M-80. Free information. Microsmith Computer Technology, P.O. Box 1473, Elkhart, IN 46515.

ENGINEERING SOFTWARE-CP/M, MS-DOS, TRS-DOS, free flyer. PLOTPRO Graph Printing Program. Linear/log/semi-log, multiple plus, grid lines, labeling, \$52.95. ACNAP Analyzes active/passive electronic circuits. MonteCarlo, Worst Case, Sensitivities, \$52.95. SBP-Signal Processing, FFT, linear/non-linear. LaPlace, trestion analysis, \$62.95. BV Engineering, Box 3429, Riverside, CA 92519. (714) 781-0252.

PROGRAMMERS WE WILL HELP YOU FIND A SOFTWARE PUBLISHER FREE. We represent publishers looking for programs of all types. (Please send program profiles) SOFTSEARCH, Inc., Box 281, Buddlake, New Jersey 07828. (201) 627-1790.

INTERACTIVE STRUCTURED Z-80 assembly language compiler. Screen Editor. Public domain. Source incl. 8" SSDD CP/M. 2 disks \$20 or SASE for info. Steve Allen, 5016 48th SW, Seattle, WA 98136.

INEXPENSIVE, friendly CP/M software. Most under \$50. Why buy a mack truck if you need a Chevy pickup? Write for catalog—specify computer. Teleprint, Inc, POB 10-C, Sylvania, GA 30467.

**COMPUTER EQUIPMENT/SUPPLIES**

REPLACEMENT RIBBONS for computer printers and word processors. Fantastic savings! Thousands in stock. Quick delivery. Call or write: 1-(800) 292-6272. National Computer Ribbons Corp., 1114 Elbank Ave., Baltimore, MD 21239.

**PUBLICATIONS**

ROBOTICS ARTIFICIAL INTELLIGENCE books. Design, theory, programming, applications. Free catalog. Kohn/MS, Box 16265, Alexandria, VA 22302.

**CLASSIFIED AD  
HOTLINE:**

Get the jump on competitors by using our **Microsystems Hotline** number to place your classified ad and/or directory listing now for our next issue! We'll give you information on ad sizes, options, rates—everything you need to reach new customers easily and economically. It's like having fresh prospects right at your fingertips!

**Classified Advertising**  
**ZIFF-DAVIS PUBLISHING COMPANY**  
Consumer Computers & Electronics  
Magazine Division

**CALL 212-725-4215**

**BIG  
SAVINGS  
ON  
GROUP  
SUBSCRIPTIONS**

If you're part of a group that uses microcomputers in school, the office or a user group, you may be eligible for substantial discounts to the world's leading computer magazines!

For more information, have a representative contact: Dan Rosensweig—212-503-5354  
Ziff-Davis Publishing Company  
One Park Avenue—4th Floor  
New York, NY 10016

■ A+, The Independent Guide For Apple Computing

■ COMPUTERS & ELECTRONICS

■ MICROSYSTEMS

■ PC TECH JOURNAL

■ PCjr., The Independent Guide To The IBM PCjr In Education, Home and Business

■ A+ DISK, New Programs on Diskette For Apple II Series Computers

■ CREATIVE COMPUTING

■ PC, The Independent Guide To IBM Personal Computers

■ PC DISK, New Programs on Diskette for the IBM PC, PCXT, PCjr and Most Compatibles



# ZENITH

## Z-100 Series

DESKTOP COMPUTERS **PRICE** MSDOS  
Includes Lotus 1-2-3

ZF-110-22 Z-100 Low Profile, 8088/8085 CPU, 128K RAM \$2,799  
2 5 1/4" Floppy Disks 320K each, 8 Color Graphics

ZW-110-32 Z-100 Low Profile, 11.3MB Winchester Disk \$4,258  
5 1/4" Floppy Disk, Rest same as ZF-110-22

### NEW Z-150 & Z-160

Zenith's newest line of computer systems  
\* allow you to run most IBM Personal \*  
Computer software with no alterations!

150 128K RAM detachable keyboard  
2 RS232 Serial Ports 1 Centronics Parallel Port  
1-320K Drive \$2,389 2-320K Drives \$2,570

1-320K Drive 10 Megabyte Winchester \$3,997  
160 is PORTABLE MODEL»CALL!!

## OMNI DATA SYSTEMS

35 PARK ST. - ATTLEBORO, MA 02703  
(617) 222-0425



CIRCLE 100 ON READER SERVICE CARD

# ConIX™

UNIX™ Technology for CP/M™

ConIX™ can provide any 48-64K CP/M-80 micro with many advanced capabilities of UNIX. You'll be amazed at what your CP/M micro can do now! ConIX features include:

I/O Redirection and Pipes, multiple commands per line, full upper/lower case and argument handling, Auto Screen Paging, Programmable Function Keys, improved User Area Directory access, Auto Command and File Path Searching, ExpanDisk™ Virtual Disk System (access all 16 logical drives), Print Spooler, complete "Shell" programming language, over 100 built-in commands, Expression Analyzer, expanded SysCall interface (20 new BDOS calls allow access to system functions), Archive Manager (compacts files for disk space savings of over 50%), On-Line Manual System, and so much more! **Uses as little as 1/2K RAM—no memory crunch! Runs with CP/M for true program compatibility.**

The ConIX Operating System  
List \$165



Computer Helper Industries Inc.

P.O. Box 680 Parkchester Station, NY 10462  
Tel. (212) 652-1786

Dealer inquiries invited!

UNIX™ Bell Labs; CP/M™ Digital Research; ConIX, ExpanDisk™ Computer Helper Industries Inc.

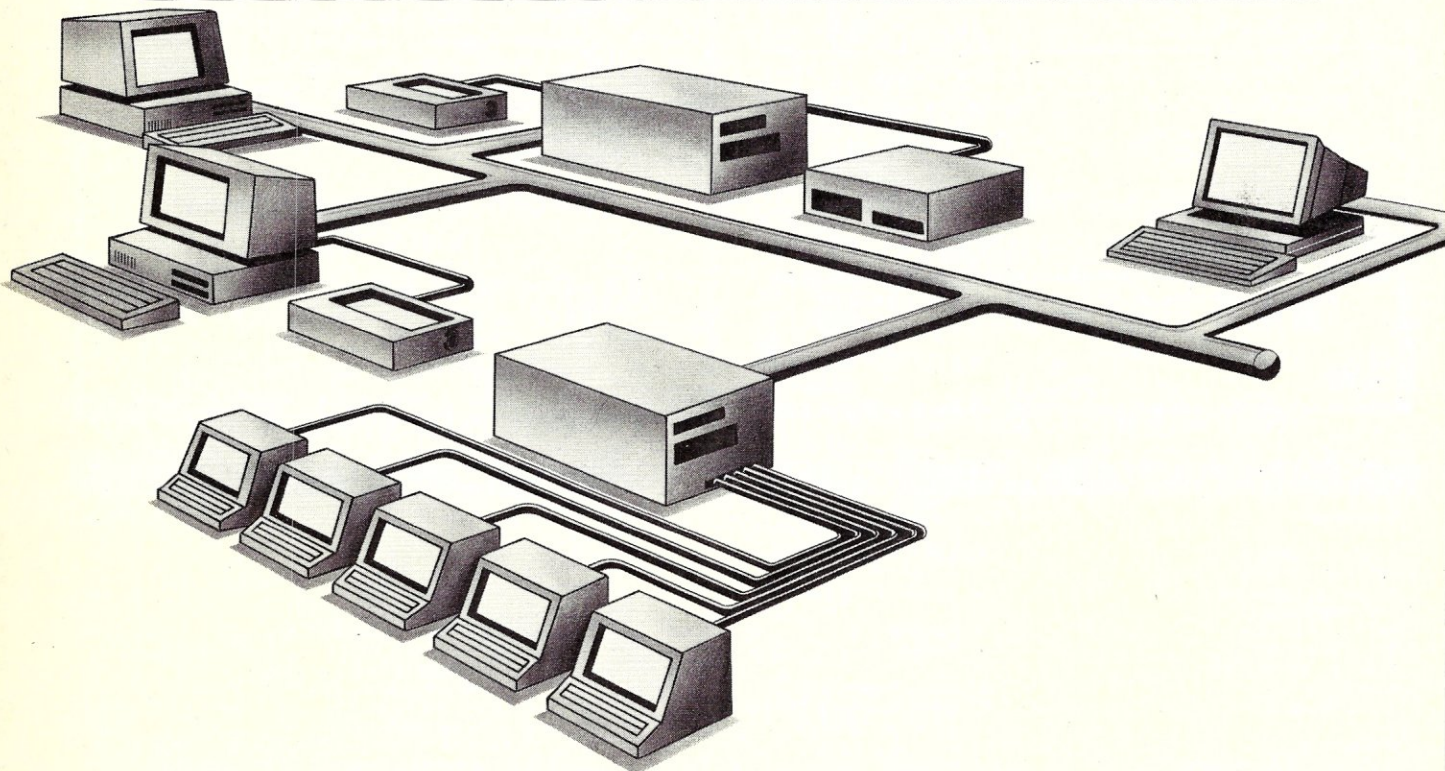
CIRCLE 76 ON READER SERVICE CARD

## ADVERTISERS INDEX

Advertiser	Page	Advertiser	Page	Advertiser	Page
AccuData Software	70	Electronic Specialists Inc.	20	Nicolet	12
Ackerman Digital Systems Inc.	C2	Extended Processing	1	Omni Data Sytems	131
Advanced Digital Corp.	1	FairCom	105	J.D. Owens Associates	15
Advanced Digital Corp.	1	Futech	24	Paradynamics	97
All Electronics Corp.	105	G & G Engineering	99	Pelada Informatica	59
Amber Systems	24	Gifford Computer Systems	65	Performics, Inc.	104
American Planning Corp.	46	Greenleaf Software	41	Pickles and Trout	124
Ampro Corp.	99	HSC, Inc.	119	Procode	126
Avocet Systems, Inc.	65	Harvard Softworks	26, 27	Programmer's Shop	126
BD Software	41	Harvard Softworks	26, 27	Quelo	113
BG Computer Applications	119	Incomm	28	Quest Research	23
Beck Manufacturing	26, 27	Input/Output Techonology Inc.	99	RH Electronics	84
Borland International	19	Integrand	40	Rational Sytems	113
Borland International	19	Intercontinental Microsystems Corp.	96	S-100 Inc.	100
Bush Systems Inc.	99	Intercontinental Microsystems	125	SC Digital	105
C Power Packs	40	Knowledge Systems	113	SLR Systems	78
C Systems	4	Laboratory Microsystems, Inc.	C4	Santa Cruz Operations	21
C Ware Corp.	96	Lattice, Inc.	111	Semi-Disk	99
The Code Works	125	Logical Devices, Inc.	131	Software Horizons, Inc.	90
Competitive Edge	113	Macrotech International Corp.	125	The Software Toolworks	119
Complexx Systems, Inc.	123	Mark Williams Company	118	Solaronics/disk plus	117
Compu-Draw	119	Martian Technologies	47	Southern Computer Corp.	101
CompuPro	C4	Mendocino Software	47	Subversive Software	63
CompuPro	13	Micro Computer Co.	97	Syntech Data Systems	50, 51
Compu-Talker	111	Microlog	103	2500 AD	66, 67
Computer Helper Indus. Inc.	131	Micro Methods	83	Tarbell	119
Computer House	125	Micro-Mikes	127	Tecmar Inc.	109
Computing	118	MicroType	121	Teletex	2
Compu View	47	Morningstar Microcomputer	95	UCI	81
D & W Digital	97	Morrow	117	Unisource	5
Dasoft Design Systems	103	Mycroft Labs, Inc.	127	Wordtech	36
Data Access Corp.	83	National Instruments	103	Workman & Associates	125
Davidge Corporation	127	New Generation Systems, Inc.	86	Writing Consultants	125
Digital Graphic Systems	121			Xpert Software	117
Digital Research	95				
Digital Research	117				
Disco-Tech	127				
Earth Computer	103				
Ecosoft, Inc.	86				



# Announcing MicroNet™



## COMPLEX MICRO NETWORKS MADE SIMPLE

Imagine IBM PCs™ or compatibles, intelligent workstations and S-100 Bus structured networks, all linked together into a local area network.

Impossible?

Not with Intercontinental's MicroNet™

Best of all, we're shipping today.

The key is a unique hardware and software approach to local area networks.

PCs and S-100 Bus systems are integrated with a simple plug-in board and co-axial cable. MicroNet uses the TurboDOS™ operating system to provide CP/M™, CP/M 86™, MS-DOS™, PC-DOS™ compatibility.

Intercontinental's WS80X workstation processor allows you to convert almost any dumb terminal into a desk top computer with networking capability.

You get the flexibility of using both 8-bit and 16-bit processors on the same network, at prices that finally make Micro Computer networks cost effective.

With up to 4000 possible users and simple network expansion, you can configure your MicroNet almost any way you like—and still get the advantages of shared peripherals, true file and record locking, automatic print spooling, and a host of other benefits.

MicroNet comes from the technology leader in the S-100 world. Our masters, slave processors and memory products have introduced advanced features like Direct Memory Access and Memory Management to micro environments.

Call, write or circle the bingo number below, we'd like to tell you more about MicroNet, the Micro Computer network solution.



4015 Leaverton Ct., Anaheim, CA 92807, (714) 630-0964, TELEX: 821375 SUPPORT UD

MicroNet is a Trademark of Intercontinental Micro Systems.  
IBM-PC is a Trademark of IBM International Business Machines



# 16-BIT SLAVES TO GO

**INTRODUCING A TRULY SHIPPABLE 16-BIT S100 SLAVE.** Based on the Intel 8086-2 processor, Intercontinental Micro Systems 696.2/D1 S-100 slave has up to 1 megabyte of onboard memory. Memory mapping and vectored priority interrupt capability allow for almost unheard of speed. Best of all, we're shipping today. Just the latest member of the most powerful, flexible and fastest line of S-100 products from Intercontinental.

**SYSTEM FLEXIBILITY.** With 4 MHz or 6 MHz 8 bit SBC/Masters, 4 or 6 MHz 8 bit slave processors with 64 or 128K RAM, 16 bit slaves with up to one megabyte of onboard memory, TurboDOS™, MP/M™ and CP/M™ operating system compatibility, ARCNET links between systems, and a complete line of memory, interface and controller boards, Intercontinental Micro Systems gives you and your customers flexibility—to grow and change.

TurboDOS allows you to construct true multi-user systems with CP/M™

MP/M™, CPM-86™ and soon PC-DOS™ compatibility. ARCnet™ made possible with our exclusive TurboLAN™ software makes local area networks with up to 4000 users possible—and very cost effective.

**SPEED AND POWER.** Features are great—but they don't mean much unless they help you do your job better and faster.

Intercontinental Micro pioneered the use of 4 channels of Direct Memory Access (DMA), in the micro world—making our master slave combinations up to 300% faster than the

competition. Other state of the art features found in Intercontinental products include: 16 MegaByte Memory Management Unit (MMU) on all SBC/Masters, bank selectable slave memory, vectored priority interrupts, and multiple parallel/serial ports.


So ask for confidential benchmark studies on our product's speed. We think you'll agree we can save you and your customers time.

**A NEW DEFINITION OF SUPPORT.** Everyone talks about support. Intercontinental Micro Systems does more. We don't build systems, so you are our most important customer. Ask us for references or call our dedicated support team. You'll find out that support is more than just


a word at Intercontinental Micro Systems. It's what we're here for.

**SO GET IT ALL.** A comprehensive product line loaded with benefits for you and your customers. Flexibility to grow. And support that sets industry standards. Call Intercontinental Micro Systems today—we can help you with your S-100 needs.

**CIRCLE 185 ON READER SERVICE CARD**



PC-DOS is a trademark of IBM Inc. Turbo-DOS is a trademark of Software 2000 Inc. CP/M, MP/M, CP/M86 & CP/NET are trademarks of Digital Research Corp. ARCnet is a trademark of Datapoint, Inc.







# BUILT FOR SPEED

**CompuPro** has now dramatically increased your micro-computing power and speed.

With our System 816/F™ super-micro with CPU 286/287™ board. The computer that gives you results. Fast.

Built to provide sophisticated computer users with the fastest 16-bit system available, the System 816/F is a multi-user computer so powerful it virtually has no supermicro peer.

The reason for such a strong statement? We configure the system around the **80286**—among the most powerful 16-bit processors available anywhere and one that's built for speed. The 286/287 board lets you run anything from the 8086/8088 family and includes the 80287 math processor and as much as 16 Kb of EPROM on-board.

But this board is only part of

MDRIVE®/H—a solid-state disk with the capacity to dramatically increase the speed of the 286 processor even more . . . 512 Kb of 16-bit main memory expandable to 16 Mb . . . 1.2 Mb floppy disk and up to 80 Mb of hard disk storage . . . 12 serial ports . . . and much more.

And even though our System 816/F has set some industry standards, we still designed it to conform to the IEEE 696/S-100 bus standard. And virtually no one else can say that.

The time you save with CompuPro will save you money, too. Our System 816/F speeds up software development. So the quality and capacity of your programs is enhanced, and the value, maximized.

The CompuPro System 816/F.

It's the essential system for knowledgeable users who want all the



**The Essential Computer**

**CompuPro**®

A GODBOUT COMPANY

3506 Breakwater Court, Hayward, CA 94545

(415) 786-0909