

# MEMO

CONTROL DATA  
CORPORATION

DATE: July 15, 1975

TO: Internal Literature Users

FROM: Literature & Distribution Services

SUBJECT: Internal Literature Catalog

Attached is the July 1975 Internal Literature Catalog. Please read all instructions in the front section of this catalog before placing orders. Take special notice of the Automatic Backorder Guidelines shown on page I-b.

A new catalog is now available for International customers. A limited quantity is available so please be sure of your needs before ordering. This publication number is M90310700.

Tranex Users Guide, Publication No. 60436500 will not be available under Kronos V2.1. This document will be available under NOS V1.0 but not until 11-15-75.

Batch Users Guide, Publication No. 60436300 will not be available until 10-22-75.

T-S Users Guide, Publication No. 60436400 will not be available until 9-15-75.



G. F. Moore, Manager  
Literature & Distribution Services

GFM/sku



## INTRODUCTION

The Literature and Distribution Services Department is responsible for the publishing of this catalog and the distribution of the items contained therein, with the exception of those items listed in the Other Sources of Control Data literature section. The purpose of LDS is to provide a central Control Data ordering and distribution service for literature, corporate forms, office supplies, marketing specialty items and other miscellaneous commodities. In doing this LDS handles on the average of 7,000 orders per month received from internal Control Data Corporation and external customers throughout the world.

There has been confusion in the past as to what the literature responsibilities of LDS are and how LDS interfaces with the publications departments of the various divisions. LDS does not have control over the content of literature inventoried in LDS nor does LDS control the ordering cycles or availability of new manuals, advertising brochures etc. This responsibility is solely that of the individual divisional technical publication or advertising sections. Updates on manuals or frequency of revision update is also the responsibility of the cognizant publication departments. LDS does have the responsibility for monitoring inventory levels for all repeat literature and weekly informs the various publication departments of the need for reordering specific literature.

Because LDS is a service organization, we solicit recommendations, suggestions and constructive criticism as to how LDS may better serve Control Data. These comments in written form or via phone should be directed to the Administrative Manager or the Department Manager.

## MANUAL DEFINITION

The following general description of manuals, operator guides and handbooks is provided to allow the catalog user to more quickly identify categorically, the type of book he requires. With this information the user can then relate more easily to the section of this catalog which contains the required manual. Should you require additional information as to the contents of the literature, refer to the Publication Content Responsibility section, page I-5 for the name of the divisional publication contact.

Hardware Reference Manual - This manual provides functional and operational descriptions and general programming capability information on Control Data hardware products and systems. This manual is written to the level of a knowledgeable prospective customer, professional programmer, and equipment operator.

Customer Engineering Manual - This manual provides the technical information necessary to maintain Control Data hardware products. Categories of information presented, in one or more volumes, are: General Description, Operation and Programming, Installation and Checkout, Theory of Operation, Diagrams, Maintenance, Maintenance Aids, Parts Data, Wire Lists, and Equation Summary [or equivalent].

Hardware Reference/Customer Engineering Manual - This combined manual, usually for less complex devices that require minimal programming information, contains the same information as that in separate Reference and Customer Engineering manuals.

Site Preparation Manual - This manual presents technical information with which to plan and prepare sites for computer installation. Three sections make up this manual:

Section I: General Information - Two Section I manuals are available: One for small systems; the other covers large and medium-scale systems.

Section II: System Information - Section II manuals cover site planning information for specific systems; e.g., 3300, 6400, etc.

Section III: Peripheral Equipment - Section III provides site planning data on all Control Data peripheral equipment.

Hardware Diagnostic Reference Manual - This manual provides a functional description and detailed operating instructions for diagnostic programs.

System Operator's Manual - This manual provides operating instructions to the system operator. Instructions in this manual normally include system start-up, message formats, error recovery procedures, and general system information. This manual is written to the level of computer operators who do not have a detailed knowledge of programming.

System Reference Manual - This manual describes the system in terms of function, applications, and capabilities. Provides a configuration of the hardware that makes up the system with a brief description of the system function of each product. May also include a description of the software available with the system. Written to the level of the prospective customer who does not have a detailed knowledge of either the hardware or software.

Software General Information Manual - This manual provides introductory descriptions of functional and operational characteristics of Control Data software products.

Software Reference Manual - This manual provides complete descriptions of external functional and operational characteristics of Control Data software products.

Software Operator's Guide - This manual provides detailed instructions for operating Control Data software systems.

Software Diagnostic Handbook - This manual provides the messages issued by all programs in a software product set, together with the recommended action.

Software Installation Handbook - This manual provides installation and modification instructions for Control Data software products.

Software User's Guide - This manual provides the layman with the instructions on how to use a software product.

Software Instant Manual - This pocket-size manual provides summary information {deck structures, etc.} for system programmers and operators of software systems.

PUBLICATION CONTENT RESPONSIBILITY LISTING

The individuals listed below are responsible for providing literature content information upon request. The three digit division code for each individual is also included in the literature listing to reflect responsibility for each manual, handbook, brochure, etc. Questions concerning the content of the literature should be directed to the listed contacts and not to LDS.

<u>CODE</u>	<u>FACILITY &amp; INDIVIDUAL TO CONTACT</u>
ADV	ADVERTISING BROCHURES Advertising and Sales Promotion, Metro/Mpls. Carol Bungert {Traffic Coordinator} 612-853-4773 Ext. 4773
ARH	HARDWARE - ARDEN HILLS Don Vestal {Group Leader-Technical Publications Services} 612-631-0531 Ext. 3258
ARH	SOFTWARE DESIGN DOCUMENT {POD'S, ERS, IMS, PSR'S, Etc.} ARDEN HILLS Janice H. Zastrow 612-631-0531 Ext. 3266
ARS	SOFTWARE - ARDEN HILLS R. L. Oswald {Manager-Software Writing} 612-631-0531 Ext. 2732
CDI	CONTROL DATA INSTITUTE Wayne Pavich {Education Distribution Services} 612-853-4143 Ext. 4143
CYB	CYBERNET SERVICES & APPLICATIONS - HQW05F Dave Esselman {Manager, Publications} 612-853-5545 Ext. 5545
LJL	LA JOLLA T. M. Bergstad {Manager, Technical Services} 714-453-2500 Ext. 216/238
GSD	MILITARY PRODUCTS DIVISION Marion Ward {Publications Manager} 612-853-4848 Ext. 4848
NRM	HARDWARE - NORMANDALE Chuck Bertsch {Group Leader-Technical Publications} 612-830-5724 Ext. 5724
PLY	PSSD DOCUMENTATION Bob Hed {Manager of Documentation} 612-545-2851 Ext. 4697
ROK	ROCKVILLE Susan Stotler {Publications Editor} 301-762-5310 Ext. 259
RHT	ROCHESTER DIVISION John Schisler 313-651-8810 Ext. 244
RVL	TERMINAL SUBSYSTEMS DIVISION Bob Bureau {Manager-Technical Publications} 612-633-0371 Ext. 288
STA	COMMUNICATIONS DEVELOPMENT DIVISION Alex Ciavola {Manager-Publications} 714-540-2820 Ext. 342
SVL	SOFTWARE - 6000 SERIES - SUNNYVALE R. M. Cohen {Manager, Technical Writing} 408-734-7600 Ext. 7342
SVL	SOFTWARE DESIGN DOCUMENT {POD'S, OERS, IMS, PSR'S, etc.} SUNNYVALE {Manager, Software Distribution} 408-734-7600 Ext.
TTO	CANADIAN DEVELOPMENT DIVISION Herbert Vissers {Manager, Toronto Publications} 416-270-1500 Ext. 531
VFD	HARDWARE - VALLEY FORGE Norman Wells {Technical Publications Manager} 215-666-5000 Ext. 504

GENERAL LITERATURE ORDERING GUIDELINES PERTAINING TO  
DOMESTIC AND INTERNATIONAL ORDERS

In order to assure that the orders received move through LDS with the least amount of delay, it is important that certain guidelines be followed. Adherence to these guidelines will eliminate many of the difficulties which complicate and delay the normal handling of orders and will mean better service to LDS customers.

PHONE ORDERS - Phone orders are not accepted from CDC Offices. LDS does, however, recognize the necessity for periodic RUSH orders and will accept bonafide RUSH phone orders from any domestic location outside the Mpls./St. Paul area. Orders must be cleared through the Administrative Manager or Department Manager and must be backed up with a memo stating the reason why a phone order was necessary.

TWX ORDERS - The same guidelines used for phone orders pertain to TWX orders. If you do order by TWX, see page I-12 for a telememo sample and instructions.

GENERAL RUSH ORDERS - LDS currently maintains a priority status for the handling of "RUSH" orders received via U.S. or interplant mail. All of these Rush orders require special handling which slows the normal handling of other orders. This special handling should be asked for only on an exception case basis and for orders of less than six items.

LEADTIME/ORDER STATUS - Normal processing time from that point which an order is received by LDS and the order is shipped should be approximately four working days for both domestic and international orders. Take into consideration the time required for your order to travel to and from LDS to project the probable lead time for your order. Allow at least the aggregated time to lapse before you request an order status check. Time spent in checking specific order status only delays the handling of other orders.

AUTOMATIC BACKORDERS - DOMESTIC/INTERNATIONAL - In response to internal customer request for automatic backordering by LDS for out of stock manuals and binders, LDS offers a backorder service. This service provides for the automatic backordering by LDS for stated commodities on direction of the internal requisitioner. Those items for which the requisitioner has a continuing need should be identified on the requisition with a "B" in the "See Code Below" column which tells LDS to place that item on back-order if the item is out of stock. {See example on page I-16}. The backorder itself will be filled out by LDS with no further activity required by the requisitioner. Be sure to identify each item you wish backordered on an individual basis as LDS will not backorder items not identified with the required "B". Note that this service does not include advertising literature {Data Sheets and Brochures} due to ever changing marketing emphasis which delays reprint cycles.

## LITERATURE ORDERING PROCEDURE

DOMESTIC ORDERS - are orders placed by Control Data personnel within the territorial limits of the United States. Order requesters must use the Literature and Stock Forms Request Form AA1538-2, Rev 9/73. The form must be filled out completely as shown in example on page I-11 with special emphasis placed on:

- {1} Account or project number.
- {2} Publication number and full description of material on order.
- {3} In the deliver to section, be sure to reference the name of the person responsible for the receipt of the order.
- {4} NUMERICAL SEQUENCING OF LITERATURE - YOU MUST LIST IN NUMERICAL SEQUENCE, ALL NUMBERS IF THE TOTAL ITEMS REQUESTED PER REQUISITION EXCEEDS EIGHT MANUALS. LDS stocks all manuals in numerical sequence on the shelves. Large orders which do not list manuals in numerical sequence take from four to six times as long to fill. The lost time in filling out of sequence orders delays considerably the processing of other orders. Requisitions of nine items or more not listed in numerical sequence may be returned to the requisitioner. When ordering revision packet updates please list each revision as a separate line item on the requisition.

IMPORTANT - IN SOME CASES, THE REVISION PACKET REQUESTED ON YOUR ORDER IS NOT AVAILABLE AND THE REVISION HAS BEEN PRINTED IN BOOK FORM ONLY. UNLESS YOU SPECIFY THAT YOU WILL ACCEPT THE REVISION IN THE BOOK FORM, LDS WILL REGARD YOUR REQUEST FOR THE PACKET TO MEAN YOU WISH ONLY THE PACKET AND NOT THE UPDATED BOOK. IF YOU WILL ACCEPT THE UPDATED BOOK, LDS REQUESTS THAT YOU WRITE "REVSIONS IN BOOK FORM ACCEPTABLE" IN THE SPECIAL INSTRUCTION SECTION.

The backorder policy for domestic orders is explained in the General Order Guidelines section on page I-6.

LDS in filling orders, uses a number of phrases which reflect the status of specific material. These phrases or their related numbers are written on the orders across from the item in question. The list of phrases and their meaning is as follows:

- {1} OUT OF STOCK - This item is currently out of stock, but is expected to be available within a four week period. If an actual due date for the item is available, it will be reflected on the order. See backorder policy on page I-6.
- {2} BOOK FORM ONLY - Revision packet no longer available. Packet is included in updated book only.
- {3} TRANSFERRED TO \_ \_ \_ \_ \_ -Item not stocked at LDS. The facility which handles this item has been directed an order to ship the item to the requestor.
- {4} UNKNOWN PUBLICATION - This item is not known to LDS and LDS does not know where it can be obtained.
- {5} NOT YET AVAILABLE - Indicated that the item is expected to be received and released in the near future.
- {6} OBSOLETE - Publication is no longer in print. If another publication has replaced it, we have marked in the superseding number and have included the replacement.



## LITERATURE ORDERING PROCEDURE CONTINUED

INTERNATIONAL ORDERS - are orders placed by Control Data personnel who are located outside the territorial limits of the United States. All international orders must be placed with LDS using the International Literature and Stocked Forms Request AA1538-2 and filled out as shown in example on page I-13. Do not direct your own purchase orders to LDS as they will be returned to the sender. Read the domestic ordering instructions on page I-5 for additional pertinent information concerning general ordering information. The back order policy for international orders is explained in the General Order Guidelines section on page I-6.

RETURNS TO STOCK - Return orders are accepted if any of the following occurs.

- {1} LDS misfills an order and the requestor receives an unwanted item.
- {2} Excessive delay in delivery has eliminated the need for the literature ordered.
- {3} Literature of a reasonable quantity {five books or more}, which LDS has a current demand for, will be accepted back but only if the books have not been used and prior approval for return has been given by LDS. LDS will not award credit to those individuals who arbitrarily return books without LDS approval.

The value of the literature being returned to stock must be determined prior to shipment to avoid expending more dollars for freight than the literature is actually worth. On returning material to stock, the following procedure should be used.

- {A} Complete form AA1538-2.
- {B} Show the publication number, quantity returned and description.
- {C} On the next line, write "RETURN TO STOCK" in large letters, indicate the original order number - order date and reason for return.

### AUTOMATIC SOFTWARE REVISION PACKET DISTRIBUTION SERVICE -

On July 1, 1972, LDS began a revision packet distribution program which provided for free software revision packet distribution for external customers placing literature orders directly with LDS. This program was initiated solely for Control Data's external customers and at this time LDS does not have the capacity to provide the same service for internal users. Eligible domestic orders for the automatic revision packet distribution must be sent directly to LDS by the customer on his own purchase

## REVISION PACKET DISTRIBUTION CONT.

order. Complete instructions are contained in the LDS External Customer Literature Catalog.

International Procedure - Because external customers in foreign countries order their literature through CDC literature coordinators, ordering instructions have been established for international activity. It is important that the LDS responsibilities under this distribution service be understood. In the past, some of the European literature coordinating functions have continued to operate the ADORE {Automatic Distribution of Revision Europe} program. The LDS automatic revision packet distribution service is designed to augment and not replace ADORE or any other individualized international regional program.

All international external customers are eligible for this service for orders placed with LDS. This means that International customers following the guidelines stated below will be entered on the LDS distribution file. The customers name, publication numbers and quantity along with other information will be retained. As succeeding revision packets are printed, LDS will then ship the packets automatically to the customer on a No Charge basis and in the same quantity as the initial manual order. The LDS automatic distribution service international operating guidelines are as follows:

International Orders {orders from operations outside the Territorial Limits of the United States}

- {1} All international orders received by LDS with a drop ship address to an external customer will be placed on the LDS distribution file if it is marked with a large A/D {See page I-15 for sample order form}.
- {2} Combined internal and external literature orders will be scanned by LDS personnel. All external customer order requirements which you wish to be placed on file should be marked with a large A/D {see page I-14 for sample order form}. LDS will then add these publications to the distribution file.
- {3} The automatic distributions of revision packets will be shipped directly to the customer if the initial order had a drop ship address. If the initial order was combined with internal CDC requirements, LDS will ship the packets to the appropriate literature coordinator for final distribution, with the indication that the packets are intended for an external customer.
- {4} Only software literature will be included in this automatic distribution service.

REVISION PACKET DISTRIBUTION CONTINUED

- {5} Only update or corrective revision packets will be distributed free of charge. The individual publication departments are responsible for identifying the packets to be distributed.
- {6} Only Software publications listed in the LDS catalog and stocked by LDS will be distributed within this service.
- {7} There will be no retroactive distribution of packets due to guidelines not being followed by International Offices.
- {8} This service is provided for external customer orders only.
- {9} Because of the use of some of the manuals, it may be possible that the customer need not be placed on this distribution. Be sure to indicate on the order when the distribution is not required. An example of this would be a sale of manuals to a University for one time use in class instruction. In this case, automatic distribution of packets would not be required.

**CONTROL DATA CORPORATION**

LITERATURE AND DISTRIBUTION SERVICES  
 8100 34TH AVENUE SOUTH  
 P.O. BOX 0  
 MINNEAPOLIS, MINNESOTA 55440

DOMESTIC/INTERNATIONAL LITERATURE  
 AND STOCKED FORMS REQUEST

**No.H 085389**

SHIP TO

ENTER EITHER CONTROL DATA OR FIRM NAME  
**CONTROL DATA CORPORATION**

DEPARTMENT OR ATTENTION OF: **YOUR DEPT OR NAME** ROOM OR M/S: \_\_\_\_\_ FACILITY CODE: \_\_\_\_\_

ADDRESS: **YOUR STREET ADDRESS**

**YOUR CITY/STATE** ZIP CODE: \_\_\_\_\_ COUNTRY: \_\_\_\_\_

ORDERED BY: **YOUR NAME** DATE: **TODAY'S DATE**

DEPT. NUMBER/PROJECT NO. TO BE CHARGED TO: **See Note 1**  
**YOUR DEPT/ACCOUNT/PROJECT**

PHONE NUMBER/EXTENSION: **YOUR PHONE** PURCHASE ORDER INFO: \_\_\_\_\_

APPROVAL SIGNATURE: \_\_\_\_\_ TITLE: **MANAGER**

ENTER COMPLETE ITEM INFORMATION BELOW IN NUMERICAL ORDER L.D.S. USE ONLY

ITEM NO.	FORM OR PUBLICATION NO.	QUANTITY REQUESTED	UNIT	QUANTITY SHIPPED	BACK ORDER*	SEE CODE BELOW	CATALOG DESCRIPTION (INCLUDE PRODUCT DESIGNATION)	UNIT PRICE	EXTENDED COST
2.	REV C ONLY	1	EA				60276900 6000 Sort/Merge {See Note 3}		
3.									
4.									
5.									
6.									
7.	NOTE {1} Always show department number even when items are to be charged to specific accounts or projects.								
8.									
9.	NOTE {2} When complete manual is desired enter complete publication number.								
10.									
11.	NOTE {3} When revision packet only is desired, order as shown.								
12.	List only one revision packet on each line.								
13.									
14.									
15.									

**SPECIAL INSTRUCTIONS**

WE CERTIFY THIS INVOICE IS IN ALL TOTAL RESPECTS CORRECT AND CONTAINS A TRUE AND FULL STATEMENT OF THE VALUE:

\_\_\_\_\_  
 CDC/LDS DEPARTMENTAL MANAGER

**\*FORMS ONLY WILL BE AUTOMATICALLY BACK ORDERED** **VALUE FOR CUSTOMS PURPOSE ONLY: \$** \_\_\_\_\_

**ORDER PROCESSING EXPLANATION CODE**

1. OUT OF STOCK-ITEM NOT NOW AVAILABLE. REORDER WITHIN 4 WEEKS. USE SEPARATE REQUISITION FOR EACH ITEM YOU ARE REORDERING AND INDICATE ON REQUISITION "PREVIOUSLY ORDERED AND OUT OF STOCK;"

2. BOOK FORM ONLY-REVISION PACKET NO LONGER AVAILABLE. PACKET IS INCLUDED IN UP DATED BOOK ONLY. REORDER COMPLETE BOOK IF DESIRED

3. TRANSFERED TO-NOT STOCKED AT LDS. THE FACILITY WHICH HANDLES THIS ITEM HAS BEEN REQUESTED TO SHIP THIS ITEM DIRECT.

4. UNKNOWN PUBLICATION, ITEM NOT KNOWN BY LDS & SOURCE NOT KNOWN.

5. NOT YET AVAILABLE. NEW ITEM CURRENTLY BEING DEVELOPED. AVAILABILITY DATE UNKNOWN AT THIS TIME.

**ROUTING: IN ACCORDANCE WITH CORPORATE TRAFFIC PROCEDURE MANUAL**

DATE FILLED	DATE SHIPPED	NO. PIECES	FREIGHT ACCT. NO.	SHIPPED VIA	LITERATURE INPUT
FILLED BY	SHIPPED BY	WEIGHT	POSTAGE OR UPS CHG.	BILL OF LADING NUMBER	FORMS INPUT

**CONTROL DATA**  
CORPORATION

# TELEMEMO

**TWX REQUISITION PROCEDURE**  
Prepare a Telememo Form AA1023 (Rev. 1-70) as shown below and deliver to your TWX Message Center. See AA1012 Inter Office Directory for instructions on preparing tape for TWX or message switching.

PLEASE TYPE OR PRINT

<b>10 RUB OUTS - RETURN LINEFEED - RUBOUT</b>		<b>FACILITY CODES (ADDRESSES) (Limit 10)</b>			<b>RETURN LINEFEED RUBOUT</b>
<b>PRECEDENCE</b> <input type="checkbox"/> QU/URGENT <input type="checkbox"/> QR/ROUTINE <input type="checkbox"/> QD/DEFERRED		HQC00C			
<b>END OF ADDRESS INDICATOR</b>	<b>4 DIGIT DEPARTMENT NUMBER</b>	<b>ORIGINATORS FACILITY CODE</b>	<b>MONTH - DAY - YEAR</b>	<b>24 HOUR TIME</b>	<b>RETURN LINEFEED RUBOUT</b>
	0000	XXXXXX	040170	0800	

NAME	FACILITY CODE	NAME	FACILITY CODE
<b>TO: LIT AND DIST</b>	HQC00C		

**FROM:** \_\_\_\_\_

**SUBJECT:** URGENT LITERATURE REQUEST

**TEXT:** {a} COMPLETE MAILING ADDRESS of requestor which includes Dept. or Office, Street Address, City and State.  
{Have Teletype Operator insert at least 4 line feeds}

{b} SIX CHARACTER FACILITY CODE

{c} MAIL STATION OR ROOM NUMBER

{d} ORDERED BY

{e} PHONE EXTENSION

{f} NAME OF APPROVING SUPERVISOR

{g} DEPARTMENT NUMBER for Corporate accounting purposes.

{h} Item Desired giving following information: {1} item number  
{2} complete description as shown in catalog {3} quantity desired.

END / XXXXXX / J.D.  
ORIGINATORS FACILITY CODE ORIGINATING OPERATOR'S INITIALS

NNNN \*  
CTRL "D" (Hold CTRL key depressed when striking "D" Key  
7 RUBOUTS

\* End of Transmission Code used  
on International TELEMEMOS

For detailed information concerning use of this form consult your Inter-Office Directory



LITERATURE AND DISTRIBUTION SERVICES  
 8100 34TH AVENUE SOUTH  
 P.O. BOX 0  
 MINNEAPOLIS, MINNESOTA 55440

DOMESTIC/INTERNATIONAL LITERATURE  
 AND STOCKED FORMS REQUEST

No.H 085390

SHIP TO

ENTER EITHER CONTROL DATA OR FIRM NAME  
**CONTROL DATA INTL.**

DEPARTMENT OR ATTENTION OF: **YOUR DEPT OR NAME** ROOM OR M/S: \_\_\_\_\_ FACILITY CODE: \_\_\_\_\_

ADDRESS: **YOUR STREET ADDRESS**

CITY AND STATE: **YOUR CITY/COUNTRY** ZIP CODE: \_\_\_\_\_ COUNTRY: \_\_\_\_\_

ORDERED BY: \_\_\_\_\_ DATE: \_\_\_\_\_

**YOUR NAME** TODAY'S DATE: \_\_\_\_\_

DEPT. NUMBER/PROJECT NO. TO BE CHARGED: \_\_\_\_\_  
**YOUR DEPT/PROJECT {See Note 1}**

PHONE NUMBER/EXTENSION: \_\_\_\_\_ PURCHASE ORDER INFO.: \_\_\_\_\_

APPROVAL SIGNATURE: \_\_\_\_\_ TITLE: **MANAGER**

ENTER COMPLETE ITEM INFORMATION BELOW IN NUMERICAL ORDER

L.D.S. USE ONLY

ITEM NO.	FORM OR PUBLICATION NO.	QUANTITY REQUESTED	UNIT	QUANTITY SHIPPED	BACK ORDER*	SEE CODE BELOW	CATALOG DESCRIPTION (INCLUDE PRODUCT DESIGNATION)	L.D.S. USE ONLY	
								UNIT PRICE	EXTENDED COST
1.	60176500	1	ea				1700 Assembly Ref. {See Note 2}		
2.	REV C ONLY	2	ea				60276900-Sort Merge {See Note 3}		
3.									
4.									
5.									
6.									
7.	NOTE {1} Use account number corresponding to your country.								
8.	NOTE {2} When complete manual is desired, enter publication number.								
9.	NOTE {3} When revision packet only is desired, order as shown.								
10.	List only one revision packet on each line.								
11.									
12.									
13.									
14.									
15.									

SPECIAL INSTRUCTIONS

WE CERTIFY THIS INVOICE IS IN ALL **TOTAL** RESPECTS CORRECT AND CONTAINS A TRUE AND FULL STATEMENT OF THE VALUE:

CDC/LDS DEPARTMENTAL MANAGER

\*FORMS ONLY WILL BE AUTOMATICALLY BACK ORDERED

VALUE FOR CUSTOMS PURPOSE ONLY: \$ \_\_\_\_\_

ORDER PROCESSING EXPLANATION CODE

1. OUT OF STOCK-ITEM NOT NOW AVAILABLE. REORDER WITHIN 4 WEEKS. USE SEPARATE REQUISITION FOR EACH ITEM YOU ARE REORDERING AND INDICATE ON REQUISITION "PREVIOUSLY ORDERED AND OUT OF STOCK."
2. BOOK FORM ONLY-REVISION PACKET NO LONGER AVAILABLE. PACKET IS INCLUDED IN UP DATED BOOK ONLY. REORDER COMPLETE BOOK IF DESIRED.
3. TRANSFERRED TO-NOT STOCKED AT LDS. THE FACILITY WHICH HANDLES THIS ITEM HAS BEEN REQUESTED TO SHIP THIS ITEM DIRECT.
4. UNKNOWN PUBLICATION, ITEM NOT KNOWN BY LDS & SOURCE NOT KNOWN.
5. NOT YET AVAILABLE. NEW ITEM CURRENTLY BEING DEVELOPED. AVAILABILITY DATE UNKNOWN AT THIS TIME.

ROUTING: IN ACCORDANCE WITH CORPORATE TRAFFIC PROCEDURE MANUAL

DATE FILLED	DATE SHIPPED	NO. PIECES	FREIGHT ACCT. NO.	SHIPPED VIA	LITERATURE INPUT
FILLED BY	SHIPPED BY	WEIGHT	POSTAGE OR UPS CHG.	BILL OF LADING NUMBER	FORMS INPUT

**CONTROL DATA CORPORATION**

LITERATURE AND DISTRIBUTION SERVICES  
8100 34TH AVENUE SOUTH  
P.O. BOX 0  
MINNEAPOLIS, MINNESOTA 55440

DOMESTIC/INTERNATIONAL LITERATURE  
AND STOCKED FORMS REQUEST

**No.H 085388**

**SHIP TO**

ENTER EITHER CONTROL DATA OR FIRM NAME  
**CONTROL DATA INTL.**

DEPARTMENT OR ATTENTION OF: **YOUR DEPT OR NAME** ROOM OR M/S: \_\_\_\_\_ FACILITY CODE: \_\_\_\_\_

ADDRESS: **YOUR STREET ADDRESS**

CITY AND STATE: **YOUR CITY/COUNTRY** ZIP CODE: \_\_\_\_\_ COUNTRY: \_\_\_\_\_

ORDERED BY: **YOUR NAME** DATE: **TODAY'S DATE**

DEPT. NUMBER/PROJECT NO. TO BE CHARGED: **YOUR DEPT/PROJECT**

PHONE NUMBER/EXTENSION: \_\_\_\_\_ PURCHASE ORDER INFO: \_\_\_\_\_

APPROVAL SIGNATURE: \_\_\_\_\_ TITLE: **MANAGER**

ENTER COMPLETE ITEM INFORMATION BELOW IN NUMERICAL ORDER

L.D.S. USE ONLY

ITEM NO.	FORM OR PUBLICATION NO.	QUANTITY		BACK ORDER*	SEE CODE BELOW	CATALOG DESCRIPTION (INCLUDE PRODUCT DESIGNATION)	UNIT PRICE	EXTENDED COST	
		REQUESTED	UNIT						
1.	59151300	5	A/D						
2.	60305100	5							
3.	60305200	5	A/D						
4.	60306100	5							
5.	60306400	5	A/D						
6.	60307000	5							
7.									
8.									
9.		NOTE THAT THE CODE A/D IS SHOWN IN THE UNIT							
10.		COLUMN INDICATING AN EXTERNAL CUSTOMER REQUIRE-							
11.		MENT WHICH AUTOMATIC REVISION PACKET DISTRIBUTION							
12.		IS REQUESTED. AUTOMATIC DISTRIBUTION APPLIES TO							
13.		SOFTWARE MANUALS ONLY.							
14.									
15.									

**SPECIAL INSTRUCTIONS**

WE CERTIFY THIS INVOICE IS IN ALL **TOTAL** RESPECTS CORRECT AND CONTAINS A TRUE AND FULL STATEMENT OF THE VALUE:

\_\_\_\_\_  
CDC/LDS DEPARTMENTAL MANAGER

\*FORMS ONLY WILL BE AUTOMATICALLY BACK ORDERED

VALUE FOR CUSTOMS PURPOSE ONLY: \$ \_\_\_\_\_

1. OUT OF STOCK-ITEM NOT NOW AVAILABLE. REORDER WITHIN 4 WEEKS. USE SEPARATE REQUISITION FOR EACH ITEM YOU ARE REORDERING AND INDICATE ON REQUISITION \*\*PREVIOUSLY ORDERED AND OUT OF STOCK\*\*

**ORDER PROCESSING EXPLANATION CODE**

2. BOOK FORM ONLY-REVISION PACKET NO LONGER AVAILABLE. PACKET IS INCLUDED IN UP DATED BOOK ONLY. REORDER COMPLETE BOOK IF DESIRED.

3. TRANSFERRED TO-NOT STOCKED AT LDS. THE FACILITY WHICH HANDLES THIS ITEM HAS BEEN REQUESTED TO SHIP THIS ITEM DIRECT.

4. UNKNOWN PUBLICATION. ITEM NOT KNOWN BY LDS & SOURCE NOT KNOWN.

5. NOT YET AVAILABLE. NEW ITEM CURRENTLY BEING DEVELOPED. AVAILABILITY DATE UNKNOWN AT THIS TIME.

**ROUTING: IN ACCORDANCE WITH CORPORATE TRAFFIC PROCEDURE MANUAL**

DATE FILLED	DATE SHIPPED	NO. PIECES	FREIGHT ACCT. NO.	SHIPPED VIA	LITERATURE INPUT
FILLED BY	SHIPPED BY	WEIGHT	POSTAGE OR UPS CHG.	BILL OF LADING NUMBER	FORMS INPUT

**CONTROL DATA**  
CORPORATION

LITERATURE AND DISTRIBUTION SERVICES  
8100 34TH AVENUE SOUTH  
P.O. BOX 0  
MINNEAPOLIS, MINNESOTA 55440

DOMESTIC/INTERNATIONAL LITERATURE  
AND STOCKED FORMS REQUEST

**No.H 085392**

SHIP  
TO

ENTER EITHER CONTROL DATA OR FIRM NAME  
**CONTROL DATA INTL.**

DEPARTMENT OR ATTENTION OF: **CUSTOMER'S NAME** ROOM OR M/S: FACILITY:

ADDRESS: **CUSTOMER'S STREET ADDRESS**

CITY AND STATE: **CUSTOMER'S CITY/COUNTRY** ZIP CODE: COUNTRY:

ORDERED BY: **YOUR NAME** DATE: **TODAY'S DATE**

DEPT. NUMBER/PROJECT NO. TO BE CHARGED: **YOUR DEPT/PROJECT**

PHONE NUMBER/EXTENSION: PURCHASE ORDER INFO:

APPROVAL SIGNATURE: TITLE: **MANAGER**

ENTER COMPLETE ITEM INFORMATION BELOW IN NUMERICAL ORDER L.D.S. USE ONLY

ITEM NO.	FORM OR PUBLICATION NO.						CATALOG DESCRIPTION (INCLUDE PRODUCT DESIGNATION)	UNIT PRICE	EXTENDED COST
		QUANTITY REQUESTED	UNIT	QUANTITY SHIPPED	BACK ORDER*	SEE CODE BELOW			
1.	59151300	5	A/D						
2.	60100000	5							
3.	60305200	5	A/D						
4.	60306100	5							
5.	60306400	5	A/D						
6.	60307000	5							
7.									
8.									
9.									
10.									
11.									
12.									
13.									
14.									
15.									

**SPECIAL INSTRUCTIONS**

WE CERTIFY THIS INVOICE IS IN ALL **TOTAL** RESPECTS CORRECT AND CONTAINS A TRUE AND FULL STATEMENT OF THE VALUE:

\_\_\_\_\_  
CDC/LDS DEPARTMENTAL MANAGER

\*FORMS ONLY WILL BE AUTOMATICALLY BACK ORDERED VALUE FOR CUSTOMS PURPOSE ONLY: \$ \_\_\_\_\_

**ORDER PROCESSING EXPLANATION CODE**

1. OUT OF STOCK-ITEM NOT NOW AVAILABLE. REORDER WITHIN 4 WEEKS. USE SEPARATE REQUISITION FOR EACH ITEM YOU ARE REORDERING AND INDICATE ON REQUISITION "PREVIOUSLY ORDERED AND OUT OF STOCK."

2. BOOK FORM ONLY-REVISION PACKET NO LONGER AVAILABLE. PACKET IS INCLUDED IN UP DATED BOOK ONLY. REORDER COMPLETE BOOK IF DESIRED.

3. TRANSFERRED TO-NOT STOCKED AT LDS. THE FACILITY WHICH HANDLES THIS ITEM HAS BEEN REQUESTED TO SHIP THIS ITEM DIRECT.

4. UNKNOWN PUBLICATION, ITEM NOT KNOWN BY LDS & SOURCE NOT KNOWN.

5. NOT YET AVAILABLE. NEW ITEM CURRENTLY BEING DEVELOPED. AVAILABILITY DATE UNKNOWN AT THIS TIME.

ROUTING: IN ACCORDANCE WITH CORPORATE TRAFFIC PROCEDURE MANUAL

DATE FILLED	DATE SHIPPED	NO. PIECES	FREIGHT ACCT. NO.	SHIPPED VIA	LITERATURE INPUT
FILLED BY	SHIPPED BY	WEIGHT	POSTAGE OR UPS CHG.	BILL OF LADING NUMBER	FORMS INPUT



**CONTROL DATA CORPORATION**

LITERATURE AND DISTRIBUTION SERVICES  
 8100 34TH AVENUE SOUTH  
 P.O. BOX 0  
 MINNEAPOLIS, MINNESOTA 55440

DOMESTIC/INTERNATIONAL LITERATURE  
 AND STOCKED FORMS REQUEST

**No.H 085391**

**SHIP TO**

ENTER EITHER CONTROL DATA OR FIRM NAME  
**CONTROL DATA CORPORATION**

DEPARTMENT OR ATTENTION OF: **YOUR DEPT OR NAME**      ROOM OR M/S:      FACILITY: **CODE**

ADDRESS: **YOUR STREET ADDRESS**

CITY AND STATE: **YOUR CITY/STATE**      ZIP CODE:      COUNTRY:

ORDERED BY: **YOUR NAME**      DATE: **TODAY'S DATE**

DEPT. NUMBER/PROJECT NO. TO BE CHARGED: **YOUR DEPT./ACCOUNT/PROJECT**

PHONE NUMBER/EXTENSION:      PURCHASE ORDER INFO:

APPROVAL SIGNATURE:      TITLE: **MANAGER**

ENTER COMPLETE ITEM INFORMATION BELOW IN NUMERICAL ORDER L.D.S. USE ONLY

ITEM NO.	FORM OR PUBLICATION NO.						CATALOG DESCRIPTION (INCLUDE PRODUCT DESIGNATION)	UNIT PRICE	EXTENDED COST	
		QUANTITY REQUESTED	UNIT	QUANTITY SHIPPED	BACK ORDER*	SEE CODE BELOW				
1.	00073000	2				B	Master Users Utilities RM			
2.	20091500	3		{SEE NOTE BELOW}			959 OCR Page Doc Reader			
3.	60305600	5				B	6000 Fortran Ext Ref Man			
4.										
5.										
6.										
7.										
8.	NOTE: Advertising Literature {Brochures and Data Sheets}									
9.	is <u>NOT INCLUDED</u> in the backorder service.									
10.										
11.										
12.										
13.										
14.										
15.										

**SPECIAL INSTRUCTIONS**

WE CERTIFY THIS INVOICE IS IN ALL **TOTAL** RESPECTS CORRECT AND CONTAINS A TRUE AND FULL STATEMENT OF THE VALUE:

\_\_\_\_\_  
 CDC/LDS DEPARTMENTAL MANAGER

**\*FORMS ONLY WILL BE AUTOMATICALLY BACK ORDERED**      **VALUE FOR CUSTOMS PURPOSE ONLY: \$** \_\_\_\_\_

**ORDER PROCESSING EXPLANATION CODE**

1. OUT OF STOCK ITEM NOT NOW AVAILABLE. REORDER WITHIN 4 WEEKS. USE SEPARATE REQUISITION FOR EACH ITEM YOU ARE REORDERING AND INDICATE ON REQUISITION \*\*PREVIOUSLY ORDERED AND OUT OF STOCK.

2. BOOK FORM ONLY-REVISION PACKET NO LONGER AVAILABLE. PACKET IS INCLUDED IN UP DATED BOOK ONLY. REORDER COMPLETE BOOK IF DESIRED.

3. TRANSFERRED TO-NOT STOCKED AT LDS. THE FACILITY WHICH HANDLES THIS ITEM HAS BEEN REQUESTED TO SHIP THIS ITEM DIRECT.

4. UNKNOWN PUBLICATION. ITEM NOT KNOWN BY LDS & SOURCE NOT KNOWN.

5. NOT YET AVAILABLE. NEW ITEM CURRENTLY BEING DEVELOPED. AVAILABILITY DATE UNKNOWN AT THIS TIME.

**ROUTING: IN ACCORDANCE WITH CORPORATE TRAFFIC PROCEDURE MANUAL**

DATE FILLED	DATE SHIPPED	NO. PIECES	FREIGHT ACCT. NO.	SHIPPED VIA	LITERATURE INPUT
FILLED BY	SHIPPED BY	WEIGHT	POSTAGE OR UPS CHG.	BILL OF LADING NUMBER	FORMS INPUT

ACCUMULATED LITERATURE CHANGE LISTING

This section is an accumulation of all literature revisions, additions and deletions which have taken place since the issuance of the January 1975 Literature Catalog. The manuals are listed numerically by product number.

The legend for columns one through six is as follows:

- 1-New or revised literature published since last edition.
    - A. N-New Publication
    - B. R-Revision in packet form only
    - C. RM-Revision in manual form only
    - D. RMP-Revised manual/packet available
    - E. RO-Revised publication obsoletes all previous editions.
  - 2-Publication number of literature
  - 3-The latest revision level
  - 4-Indicates size of hard cover binder that may be used for manuals
  - 5-Publication division responsible for contents of literature
- \*FOR CONTROL DATA USE ONLY

1	TITLE	2	3	4	5
*N	33158 MEMORY SYSTEMS SALES REFERENCE MAN	10121100	-	--	HQW
R	FJ601-A {3316-1, 3516-1} MULTIPLEXER CON- TROLLER THEORY OF OPERATION, INSTALLA- TION/CHECKOUT, DIAGS., MAINT., MAINT. AIDS, PARTS DATA AND WIRE LISTS CE MAN	13796700	K	22	ARH
N	469 COMPUTER SYSTEM 462-01A AND 462-02A TELETYPE CONTROLLER HARDWARE REF/CE MANUAL	14060200	-	22	MSP
N	469 COMPUTER SYSTEM 461-01B/02A PUNCHED TAPE MEMORY LOADER/TAPE PUNCH HARDWARE REFERENCE/CE MANUAL	14060300	A	22	GSD
N	MP-60 COMPUTER SYSTEM COMPASS REFERENCE MAN	14061300	B	22	GSD
N	MP-60 COMPUTER SYSTEM COSY REFERENCE MANUAL	14062100	A	22	GSD
N	MP-60 COMPUTER SYSTEM PRELIB REFERENCE MAN	14062200	A	22	GSD
N	469 COMPUTER SYSTEM PROGRAMMING REF MANUAL	14065300	B	22	GSD
N	469 COMPUTER SYSTEM ASSEMBLER V 1.2 REF MAN	14077300	C	22	GSD
N	469 COMPUTER SYSTEM SIMULATOR V 1.0B REF MAN	14082100	D	22	GSD
N	469 COMPUTER SYSTEM BASIC ARITHMETIC SUB- ROUTINES REFERENCE MANUAL	14082200	B	22	GSD
RO	5600 COMPUTER SERIES MPP REFERENCE MANUAL	14232000	A	22	GSD
N	MP-60 COMPUTER SYSTEM REFERENCE MANUAL	14306500	A	22	GSD
N	33159 MONOLITHIC MAIN MEMORY SYSTEMS SALES REFERENCE GUIDE	15001100	-	--	HQW
R	6000 COMPUTER SYSTEMS CONTINUOUS SYSTEM SIMULATION LANGUAGE III USERS GUIDE VERSION I	17304400	F	22	SVL
N	6000/CYBER 70 MODELS 72/73/74 COMP SYSTEM DIGITAL DISPLAY SYSTEM {DDS} VER 3 REFERENCE MANUAL	17318900	A	22	SVL
RO	6000/CYBER 70 MODELS 72, 73, 74 COMP SYSTEM 777 INTERACTIVE GRAPHICS SYSTEM VER 2 OPERATORS GUIDE	17322600	B	22	SVL
RO	6000/CYBER 70 MODELS 72, 73, 74 LCGT/IGS VERSION 1 G.I.M.	17322700	B	3	SVL
RO	CYBER 70 COMPUTER SYSTEMS MODELS 72, 73, 74 LOW COST GRAPHICS TERMINAL {LCGT} INTERACTIVE GRAPHICS SYSTEM {IGS} VERSION 1.1 REFERENCE MANUAL	17322800	B	22	SVL
N	777 THREE DIMENSIONAL INTERACTIVE GRAPHICS SYSTEM {3-D IGS} VER 1 REF MAN CONTROL DATA 6000 CYBER 70 MODELS 72, 73, 74 COMPUTER SYSTEMS	17326500	A	22	SVL
R	6000/CYBER 70 MODELS 72, 73, 74 COMPUTER SYS 3000L TO CYBER 70 CONVERSION AIDS SYSTEM VER 1.0 FORTRAN CONVERSION FOR SCOPE 3.4	19980600	C	22	TTO

CONT.

1	TITLE	2	3	4	5
R	6000/CYBER 70 MODELS 72,73,74 COMPUTER SYS 3000L TO CYBER 70 CONVERSION AIDS SYSTEM VER 1.0 COBOL CONVERSION FOR SCOPE 3.4	19980700	B	22	TTO
R	6000/CYBER 70 MODELS 72,73,74 COMPUTER SYS 3000L TO CYBER 70 CONVERSION AIDS SYSTEM VER 1.0 LANGUAGE CONVERSION USERS GUIDE FOR SCOPE 3.4	19980900	B	22	TTO
RO	CYBER 170-MODELS 172/173/174 SYSTEMS DATA SITE PREPARATION MANUAL	19981400	A	22	ARH
N	CYBER 170 MODELS 172,173,174 CENTRAL PRO- CESSOR UNIT THEORY OF OPERATION, DIAGS, HARDWARE MAINT. MANUAL VOLUME 1 OF 2 {PRELIMINARY ED.}	19981800	01	22	TTO
N	CYBER 70/CYBER 170/6000 SERIES COMPUTER SYS COBOL VERSION 5.0 GIM	19984100	A	22	TTO
N	FF525 PRINTER SUBSYSTEM CENTRAL CONTROL UNIT LOGIC DIAGRAMS	22272500	A	34	PLY
N	28211-21 PRINTER SUBSYSTEM LOGIC DIAGRAMS	22273100	A-G	34	PLY
RO	1538 {FL301A} HIGH-SPEED, HIGH LEVEL ANALOG INPUT CONTROLLER	39074500	D	22	LJL
N	1700 A/Q {DC220/221-A} DSA ADAPTERS GEN. DESC., OPER AND PROGRAMMING, INSTALLA- TION AND CHECKOUT, THEORY OF OPER., DIAGS, MAINT, MAINT. AIDS, PARTS DATA, WIRE LISTS, HDWE/REF/CE MANUAL	39392700	C	22	LJL
RO	1700 COMPUTER SYSTEMS MSOS 4 FILE MANAGER VERSION 1 SOFTWARE REFERENCE MANUAL	39520600	B	22	LJL
N	1700 COMPUTER SYSTEMS 1700 MSOS 4.1 FORTRAN 3.2 A/B, AND TIMESHARE 2.0 RELEASE BULLETIN	39520800	A	22	LJL
N	1700 COMPUTER SYSTEMS MSOS VERSION 4 ORDER- ING BULLETIN	39521900	B	22	LJL
RO	1700 COMPUTER SYSTEMS MSOS 4 G.I.M.	39522400	B	22	LJL
R	GH107-B/ED301-E MULTIPLEXER {MX-7A} GENERAL DESC., DIAGRAMS, WIRE LISTS, PARTS DATA CE MANUAL	39660400	B	22	LJL
N	BG504A-H DRUM MEMORY SUBSYSTEM HARDWARE REFERENCE/CE MANUAL	39731700	C	22	LJL
RO	DK605-A {1595-10/11} SERIAL I/O UNIT REF CE MANUAL	39909507	B	22	LJL
N	1590-3 {DN124-A, FJ124-A} REMOTE COMPUTER INTERFACE SUBSYSTEM HARDWARE REF/CE MANUAL	39909513	A	22	LJL
RO	BE102 {608} MAGNETIC TAPE TRANSPORT PARTS LIST CE MANUAL	40864100	G	22	VFD
R	FJ103-A/B/C/D/E {1748-2} MULTIPLEXER CON- TROLLER THEORY OF OPERATION, INSTALLA- TION CHECKOUT, DIAGS., MAINT., MAINT. AIDS, PARTS DATA CE MANUAL	41601700	J	22	ARH
RMP	DJ110-A {311-2} DATA SET ADAPTER THEORY OF OPERATION, INSTALLATION/CHECKOUT, DIAGS., MAINT., MAINT. AIDS, PARTS DATA CE MANUAL	41603200	C	22	ARH
R	FJ103-A/B/C/D/E {1748-2} MULTIPLEXER CONTROLLER CARD PLACEMENT, LOGIC WIRING, WIRE LISTS EQUATION SUMMARY CE MANUAL	41603300	E	22	ARH

CONT.

1	TITLE	2	3	4	5
R	361-5 {DJ144-A} COMMUNICATIONS ADAPTER REFERENCE MANUAL	41611800	C	22	ARH
RO	1700/SC1700 COMPUTER SYSTEMS DRAFT VERSION 5.1 OCR REFERENCE MANUAL	48143900	F	22	ROK
RO	CJ122 DIAGRAMS VOLUME 2, PART 3, CE MANUAL	48430045	B	22	ROK
RO	CJ122 PAGE AND DOCUMENT READER MODELS C-K VOLUME 1 HARDWARE MAINTENANCE MANUAL	48430080	C	22	ROK
RO	BE406 {659-1} MAGNETIC TAPE TRANSPORT GEN. DESC., THEO OF OPER., MAINT. CE MAN	49750600	G	22	VFD
N	34201 MAGNETIC TAPE TRANSPORT OPERATORS MANUAL	49752300	A	3	VFD
RO	415 CARD PUNCH DIAGRAMS, THEORY OF OPERATION, GEN. DESC., CE/REFERENCE MANUAL	49755300	C	22	VFD
RO	BE4B2 {9525} MAGNETIC TAPE TRANSPORT DIAGS. CE MANUAL	49755800	C	22	VFD
N	CH102-A/B CARD PUNCH PART IDENTIFICATION MANUAL	49762400	A	22	VFD
RO	BE103 {657-1} MAGNETIC TAPE TRANSPORT PARTS LIST CE MANUAL	49815000	G	22	VFD
N	3000 COMPUTER SYSTEM BROKERAGE CONTROL SYS VER 4.0 REF MAN	59159000	A	22	ARH
N	3000 COMPUTER SYSTEMS BROKERAGE CONTROL SYS VER 4.0 OPERATORS GUIDE	59159100	A	22	ARH
N	EXTENDED CORE STORAGE DATA PATH AND STACK SELECT MAINTENANCE AID CHART	59304600	-	--	ARH
N	14031 TRAIN PRINTER GEN DESC., INSTALLATION & CHECKOUT, OPER AND PROGRAMMING, PRINCIPLES OF OPERATION, MAINT, MAINT AIDS CE MANUAL VOLUME 1	59708200	A-01	22	RHT
N	14031 TRAIN PRINTER DIAGRAMS & WIRE LIST CE MANUAL VOLUME 2	59708300	A-01	22	RHT
N	14031 TRAIN PRINTER VOLUME 3 PARTS DATA CE MANUAL	59708400	A-01	22	RHT
RO	SINGER BUSINESS MACHINES LINE PRINTER EQUIPMENT MODELS 53, 54, 55 AND 56 PARTS MAN	59708700	D	3	RHT
RO	9322 SINGER FIELD SERVICE MANUAL VOLUME 2	59709000	B-01	34	RHT
R	PRINTED CIRCUIT MANUALS CORDWOOD MANUAL VOLUMES 1, 2, 3	60042700	AY	22	ARH
R	3200 COMPUTER SYSTEM CE DIAGRAMS	60049400	AY	22	ARH
R	3100/3150/3170/3200/3300/3500 COMPUTER SYS MASTER/MSOS/RTS MASS STORAGE FORTRAN VERSION 3 AND 4 REFERENCE MANUAL	60057600	G	22	ARH
R	3228-A/B MAGNETIC TAPE CONTROLLER CE MANUAL	60093700	V	22	ARH
R	6000 COMPUTER SYSTEMS REFERENCE MANUAL	60100000	AE	22	ARH
R	3104/3114-A/B COMPUTER DIAGRAMS CE MANUAL	60111100	BE	22	ARH
R	3000L SYSTEM MAINTENANCE MONITOR REF MANUAL VOLUME 1 AND 2	60118600	M	22	ARH
R	DC211-A {6684-A} DATA CHANNEL CONVERTER CE MANUAL	60125000	AZ	22	ARH
R	6411-A/6416-A AUGMENTED I/O BUFFER CONTROL DIAGRAMS AND CIRCUIT DESCRIPTION	60146200	U	22	AR
R	3104-A/B, 3114-A/B COMPUTER CARD PLACEMENT, EQUATION SUMMARY CE MANUAL	60152500	AD	22	ARH
R	3104-A/B, 3114-A/B COMPUTER WIRE LIST {TERM} CE MANUAL	60152600	AA	22	ARH
R	3458-A LINE PRINTER CONTROLLER DIAGS CIRC. DESC., MAINT AND PARTS LIST	60158200	Z	22	ARH
RO	1700 COMPUTER SYSTEM CODES	60163500	H	6	LJL

CONT.

1	TITLE	2	3	4	5
R	1706-A BUFFERED DATA CHANNEL DIAGS., CIRCUIT DESC., MAINTENANCE, PARTS LISTS CE MANUAL	60165700	L	22	LJL
R	1700 COMPUTER SYSTEM INPUT/OUTPUT SPECIFICATIONS MANUAL	60165800	H	22	LJL
R	6400/6500-A/B/C CENTRAL COMPUTER CABLE TABS {FOR 6404-A, 6414/6514-A/B/C {ONLY}}	60166000	M	22	ARH
R	6400/6500-A/B/C CENTRAL COMPUTERS CHASSIS 3 CHASSIS TABS	60166300	AR	22	ARH
R	1738-A/B/C DISK DRIVE CONTROLLER CE MANUAL	60167700	U	22	LJL
R	3234-A/B MASS STORAGE CONTROLLER DIAGRAMS CE MANUAL	60167900	AD	22	ARH
R	6400/6500-A/B/C CENTRAL COMPUTERS CABLE TABS {FOR 6405-A, 6415-A/B/C ONLY}	60169700	M	22	ARH
R	6400/6500-A/B/C CENTRAL COMPUTERS MAINT. AND COMMAND TIMING	60182100	J	22	ARH
R	1716-A COUPLING DATA CHANNEL CE MANUAL	60182800	N	22	LJL
RO	1708-A {BB310-A/BB311-A/BB312-A} STORAGE INCREMENT CE MANUAL	60182900	G	22	LJL
R	SMM17 REFERENCE MANUAL VOLUME 1 AND 2	60182000	M	22	ARH
R	FF511-A/B {1742} LINE PRINTER CONTROLLER CE MANUAL {INCLUDES PMI/PMP}	60183000	H	22	LJL
R	3300 COMPUTER SYSTEMS INSTRUCTION CODES	60186900	D	--	ARH
R	6400/6500-A/B/C CENTRAL COMPUTERS CHASSIS 8 CHASSIS TABS	60187700	V	22	ARH
R	6400/6500-A/B/C CENTRAL COMPUTER CABLE TABS {FOR 6413/6513-A/B/C ONLY}	60188900	G	22	ARH
R	3458-A LINE PRINTER CONTROLLER CARD PLACEMENT, EQUATION SUMMARY, WIRE LIST CE MANUAL	60197000	S	22	ARH
R	3104-C/3114-C COMPUTER CARD PLACEMENT, EQUATION SUMMARY CE MANUAL	60197900	S	22	ARH
R	3104-C/3114-C COMPUTER WIRE LIST {TERM} CE MANUAL	60198000	M	22	ARH
R	6673/6674 DATA SET CONTROLLER CARD PLACEMENT EQUATION SUMMARY CE MANUAL	60201500	N	22	ARH
R	6673/6674 DATA SET CONTROLLER WIRE LISTS CE MANUAL	60205400	L	22	ARH
RM	1732-A/B MAGNETIC TAPE CONTROLLER CE MANUAL	60208200	L	22	LJL
R	BB319-A {6634-C} EXTENDED CORE STORAGE ASSEMBLY DIAGRAMS, CIRC. DESC., WIRE LIST CE MANUAL	60209600	W	22	ARH
R	BB313-A {3502} STORAGE MODULE CE MANUAL	60210200	AC	22	ARH
R	BB323-A {6635-C} EXTENDED CORE STORAGE ASSEMBLY DIAGRAMS, CIRC. DESC., PARTS LIST, CARD PLACEMENT CE MANUAL	60212200	W	22	ARH
R	FJ411-A/B {6671} DATA SET CONTROLLER DIAGS. CIRCUIT DESC., PARTS LIST, CARD PLACEMENT, EQUATION SUMMARY, WIRE LISTS CE MANUAL	60217400	W	22	ARH
RO	SMM17 PROGRAM LISTINGS - MEM	60220100	F	22	ARH
RO	SMM17 PROGRAM LISTINGS - COM	60220200	E	22	ARH
RO	SMM17 PROGRAM LISTINGS - PTP	60220300	E	22	ARH
RO	SMM17 PROGRAM LISTINGS - PTR	60220400	E	22	ARH
RO	SMM17 PROGRAM LISTINGS - TTY	60220500	F	22	ARH
RO	SMM17 PROGRAM LISTINGS - CR1	60220600	D	22	ARH
RO	SMM17 PROGRAM LISTINGS - MT1	60220700	E	22	ARH
RO	SMM17 PROGRAM LISTINGS - DP1	60220800	F	22	NRM

CONT.

1	TITLE	2	3	4	5
RO	SMM17 PROGRAM LISTINGS - RPT	60220900	F	22	ARH
RO	SMM17 PROGRAM LISTINGS - SC1	60221100	F	22	ARH
RO	SMM17 PROGRAM LISTINGS - LP1	60221200	F	22	ARH
RO	SMM17 PROGRAM LISTINGS - MT2	60221300	E	22	ARH
RO	SMM17 - PROGRAM LISTINGS - MT3	60221700	G	22	ARH
RO	FF516-A {1740} LINE PRINTER CONTROLLER CE MANUAL	60223800	J	22	LJL
R	BB323-A {6635-C} EXTENDED CORE STORAGE ASSEMBLY CHASSIS/CABLE TABS CE MANUAL	60230300	S	22	ARH
R	6000 COMPUTER SYSTEMS SIMULA REFERENCE MAN	60234800	F	22	SVL
R	6613-D COMPUTER SYSTEM CENTRAL MEMORY CLOCK, ECS COUPLER, POWER DIAGRAMS CE MANUAL	60246600	U	22	ARH
R	6400/6500-D CENTRAL COMPUTERS CPU, CENTRAL MEMORY, CLOCK, ECS COUPLER AND POWER DIAGRAMS	60246800	AG	22	ARH
R	6400/6500-D CENTRAL COMPUTERS CHASSIS 1 CHASSIS CABLE TABS	60246900	S	22	ARH
R	6613-D COMPUTER SYSTEM CHASSIS 4 CHASSIS/ CABLE TABS CE MANUAL	60247000	R	22	ARH
R	6613-D COMPUTER SYSTEM CHASSIS 8 CHASSIS/ CABLE TABS CE MANUAL	60247400	J	22	ARH
R	6614-D COMPUTER SYSTEM CHASSIS 9 CHASSIS/ CABLE TABS CE MANUAL	60247600	P	22	ARH
R	6400/6500-D CENTRAL COMPUTER CHASSIS 3 CHASSIS/CABLE TABS	60248500	U	22	ARH
R	6400/6500-D CENTRAL COMPUTER CHASSIS 6 CHASSIS/CABLE {FOR 6415-D ONLY}	60249000	K	22	ARH
R	6400/6500-D CENTRAL COMPUTER CHASSIS 8 CHASSIS/CABLE TABS	60249100	S	22	ARH
RMP	ACTIVE EXPERIMENT NETWORKS	60250500	C	3	CDI
N	6000 COMPUTER SYSTEMS SCOPE USERS GUIDE VERSION 3.3	60252700	C	22	CYB
R	FA704-A/B {3553-2} MASS STORAGE CONTROLLER CE MANUAL	60266000	AE	22	ARH
R	SMM17 INSTANT ERROR CODES	60266200	G		ARH
R	REFRIGERATION THEORY MAINTENANCE MANUAL	60268100	H	22	ARH
R	3234-A/B MASS STORAGE CONTROLLER WIRE LIST, EQUATION SUMMARY CE MANUAL	60268900	P	22	ARH
R	AT131-A {10169, 10173-3/4/5, 10174-1/2} CENTRAL MEMORY ACCESS PRIORITY REFER- ENCE CE MANUAL	60270900	H	22	ARH
RO	SMM17 PROGRAM LISTINGS {CRP} 1728/430 CARD READER/PUNCH CE MANUAL	60271300	F	22	ARH
RO	SMM17 PROGRAM LISTINGS {CR3} 1729-2/411 CARD READER	60271400	F	22	ARH
RO	SMM17 PROGRAM LISTINGS {CR2} 1726/405 CARD READER	60271500	E	22	ARH
RO	SMM17 PROGRAM LISTINGS - 1735/915 OCR OPTICAL CHARACTER READER CE MANUAL	60271700	F	22	ARH
R	AT129-A {10169, 10173-6/7/8/9/10} CENTRAL MEMORY ACCESS PRIORITY OPTION FOR 64/6500 A/B/C REFERENCE/CE MANUAL	60272700	G	22	ARH
RO	SMM17 DDC 1745/1746/210 DATA DISPLAY CE MAN	60273200	E	22	ARH
R	SECTION 3 PERIPHERAL EQUIPMENT DATA SITE PREPARATION MANUAL	60275300	DB	22	ARH
RO	7700 SYSTEMS DATA SITE PREPARATION MANUAL	60277800	B	22	ARH
R	1706-A BUFFERED DATA CHANNEL CROSS TABS CE MANUAL	60284000	B	22	LJL

CONT.

1	TITLE	2	3	4	5
R	AA103-A CENTRAL COMPUTER {6414-E} PERIPHERAL PROCESSOR UNIT DIAGRAMS CE MANUAL	60284100	U	22	ARH
R	1770/SC-1700 SYSTEM CONTROLLER I/O SPECIFICATIONS	60285200	04	22	LJL
R	AA103-A CENTRAL COMPUTER {6614-E} CHASSIS 1 CHASSIS/CABLE TABS CE MANUAL	60285300	AD	22	ARH
R	AA105-A CENTRAL COMPUTER {6414-E} CHASSIS 3 CHASSIS/CABLE TABS CE MANUAL	60285500	Z	22	ARH
R	AA103-A CENTRAL COMPUTER {6614-E} CPW/FUNCTIONAL UNIT DIAGRAMS CE MANUAL	60287300	T	22	ARH
R	BB319-A {6634-C} EXTENDED CORE STORAGE ASSEMBLY, MAINTENANCE, MAINTENANCE AIDS, CE MANUAL	60289200	K	22	ARH
R	FA705-A {3553-1} MASS STORAGE CONTROLLER CE MANUAL	60290000	R	22	ARH
R	FJ427-A {6671-1} DATA SET CONTROLLER INSTALLATION/CHECKOUT, DIAGS, PARTS DATA, WIRE LISTS, EQ SUMMARY CE MANUAL	60294500	K	22	ARH
R	AA103-A CENTRAL COMPUTER {6614-E} CHASSIS 8 CHASSIS/CABLE TABS CE MANUAL	60294900	F	22	ARH
R	DT122-A {7683-1} REMOTE CHANNEL COUPLER REFERENCE/CE MANUAL	60296200	H	22	ARH
R	AA102-A {7601-1} CENTRAL COMPUTER THEORY OF OPERATION, DIAGRAMS, MAINT. AIDS	60297600	AC	22	ARH
RO	SMM3L PROGRAM LISTINGS {MM2} 3300 MEMORY	60300400	G	22	ARH
RO	SMM3L PROGRAM LISTINGS {COM}	60300600	E	22	ARH
RO	SMM3L PROGRAM LISTINGS {FPT} FLOATING POINT TEST	60300700	E	22	ARH
RO	SMM17 PROGRAM LISTINGS - CH2	60301500	G	22	ARH
RO	SMM3L PROGRAM LISTINGS {MS1}	60301900	G	22	ARH
RO	SMM3L PROGRAM LISTINGS {DVN} EXECUTIVE MODE MONITOR	60303000	F	22	ARH
RO	SMM3L PROGRAM LISTINGS 3100 QUICK LOOK MEMORY TEST	60303700	B	22	ARH
RO	SMM3L PROGRAM LISTINGS 3100 QUICK LOOK COMMAND TEST	60303800	C	22	ARH
RO	SMM3L PROGRAM LISTINGS 3200 EXTERNAL EQUIPMENT	60303900	E	22	ARH
RO	SMM3L PROGRAM LISTINGS - RFT	60304000	B	22	ARH
RO	SMM3L PROGRAM LISTINGS MMX INTERRUPT PROC	60304100	E	22	ARH
RO	SMM3L PROGRAM LISTINGS - SIMULATED RANDOM INSTR TEST	60304500	B	22	ARH
RO	SMM3L PROGRAM LISTINGS - 3316 CONTROLLER {CEN}	60304600	C	22	ARH
R	6000/7000/CYBER 70/CYBER 170 COMPUTER SYS FORTRAN EXTENDED REF/MANUAL VERSION 4	60305600	G	22	SVL
R	6000/7000/CYBER 70/CYBER 170 COMPUTER SYS CYBER RECORD MANAGER VERSION 1, 7000 RECORD MANAGER REFERENCE MANUAL	60307300	G	22	SVL
R	6000/CYBER 70 MODELS 72/73/74 COMPUTER SYS SCOPE INSTALLATION HANDBOOK VERSION 3.4.3	60307400	V	22	SVL
RO	SMM17 PROGRAM LISTINGS - 0C3 - FF406 TEST CE MANUAL	60309200	E	22	ARH
R	AA105-A CENTRAL COMPUTER {6414-E} DIAGRAMS CE MANUAL	60316200	Z	22	ARH
RO	SMM17 PROGRAM LISTINGS - MTS	60325800	E	22	ARH
RO	SMM17 PROGRAM LISTINGS - 0C4	60326400	D	22	ARH

CONT.

1	TITLE	2	3	4	5
R	6000/CYBER 70 MODELS 72,73,74 COMPUTER SYS SYMPL REFERENCE MANUAL VERSION 1	60328800	C	22	SVL
R	FV218-A/B {733-10} HSB SUBSYSTEM TERMINAL CONTROLLER CE MANUAL	60329700	V	22	ARH
R	1742-A/B {CL309-A/B, FF511-A/B} LINE PRINTER WITH CONTROLLER REFERENCE MANUAL	60331300	B	22	LJL
R	3248-A/B CARD READER CONTROLLER REF MANUAL	60332300	D	22	ARH
R	3458-A LINE PRINTER CONTROLLER REF MANUAL	60332800	B	22	ARH
RO	6681-B/C/D DATA CHANNEL CONVERTOR REF MANUAL	60334400	G	22	ARH
R	6673/6674 DATA SET CONTROLLER REFERENCE MAN	60334500	B	22	ARH
R	AA105-A CENTRAL COMPUTER {6414-E} CHASSIS & CHASSIS/CABLE TABS CE MANUAL	60336400	L	22	ARH
R	SMM3L PROGRAM LISTINGS - BDP TESTS 3312-A	60336500	D	22	ARH
R	SMM3L PROGRAM LISTINGS - BDP TESTS 3514	60336800	D	22	NRM
R	SMM3L PROGRAM LISTINGS - 33/3500 PAGE FILE TEST - PFT	60336900	D	22	ARH
RO	SMM3L PROGRAM LISTINGS - 3553-2/821 MS4	60337100	D	22	ARH
RO	6000/7600/CYBER 70/CYBER 170 COMPUTER SYS LOADER REF MANUAL	60344200	G	22	ARH
RO	7600/CYBER 70 MODEL 76 SCOPE 2.1 INSTANT	60344300	B	6	ARH
R	MODEL 72 SYSTEM DESCRIPTION/PROGRAMMING INFO VOLUME 1	60347000	H	22	ARH
R	MODEL 73 SYSTEM DESC/PROGRAMMING INFO VOLUME 1	60347200	E	22	ARH
R	MODEL 72/73/74 INSTRUCTION DESC VOLUME 2	60347300	J	22	ARH
R	MODEL 74 SYSTEMS DESC/PROGRAMMING INFO VOLUME 1	60347400	K	22	ARH
RO	AF104-A {1T OP 10256} 3200 BUSINESS DATA PROCESSOR INTERFACE CE MANUAL	60347600	C	22	PLY
RO	10256 {AF101-C, AF104-A} 3200 BDP OPTION REFERENCE MANUAL	60347700	B	22	PLY
R	AC113-A CENTRAL COMPUTER THEORY OF OPERATION DIAGRAMS, MAINTENANCE CE MANUAL	60348000	AB	22	ARH
R	AC113-A CENTRAL COMPUTER LCM STACK WIRE LIST CE MANUAL	60349600	D	22	ARH
R	AA115-A {72-XX, 73-XX} BASIC UNIFIED PRO-CESSOR CHASSIS 1,3,11 WIRE LIST CE MAN	60350200	R	22	ARH
R	AA115-A {72-XX, 73-XX} BASIC UNIFIED PRO-CESSOR CHASSIS 2,6 WIRE LIST CE MANUAL	60350300	V	22	ARH
RMP	AA115-A {72-XX, 73XX} BASIC UNIFIED PRO-CESSOR CHASSIS 3 WIRE LIST CE MANUAL	60350400	L	22	ARH
R	AA115-A {72-XX, 73-XX} BASIC UNIFIED PRO-CESSOR CHASSIS 4 WIRE LIST CE MANUAL	60350500	AC	22	ARH
R	AA115-A {72-XX, 73-XX} BASIC UNIFIED PRO-CESSOR CHASSIS 7 WIRE LIST CE MANUAL	60350800	K	22	ARH
R	AA115-A {72-XX, 73-XX} BASIC UNIFIED PRO-CESSOR CHASSIS 8 WIRE LIST CE MANUAL	60350900	R	22	ARH
R	AA117-A {74-XX} PARALLEL PROCESSOR CHASSIS 12 WIRE LIST CE MANUAL	60351300	L	22	ARH
RO	PASSIVE ELECTRONICS STUDENT MANUAL	60354500	G	3	CDI
R	DK518-A {7681-1} DATA CHANNEL CONVERTER CE MANUAL	60355900	F	22	ARH
RO	6000/CYBER 70 MODELS 72,73,74 COMPUTER SYS SCOPE VERSION 3.3 TO SCOPE VERSION 3.4 CONVERSION AIDS PROGRAMMING SYSTEMS BULLETIN	60358200	D	22	SVL
R	6000/CYBER 70 MODELS 72,73,74 COMPUTER SYS DATA DESCRIPTION	60359000	B	22	SVL



CONT.

1	TITLE	2	3	4	5
RO	6000/CYBER 70 COMPUTER SYSTEMS DDL FOR THE QUERY UPDATE SUBSCHEMA {QUIDDL} REFERENCE MANUAL	60359200	C	22	SVL
R	6000/CYBER 70/CYBER 170 COMPUTER SYSTEMS 8 BIT SUBROUTINES REF MANUAL VER 1.0	60359400	C	22	SVL
RO	1700 COMPUTER SYSTEMS MSOS VERSION 4 REFERENCE MANUAL	60361500	D	22	LJL
R	1700 COMPUTER SYSTEMS MSOS DIAGNOSTIC HANDBOOK VERSION 4	60361800	D	--	LJL
R	1700 COMPUTER SYSTEMS 1700 MSOS 4 MS FORTRAN 3A/B REFERENCE MANUAL	60362000	D	22	LJL
R	7054-1 {DT209-C, FA710-A-F, FA719-A-D, MA710-A/B} OPERATION AND PROGRAMMING MANUAL	60363900	J	22	ARH
R	DT209-C {7054-1/2} 6000 COUPLER REF/CE MAN	60364100	R	22	ARH
RO	7054-1 {DT209-C, FA710-A/B/C/D/E/F, FA719-A/B/C/D/MA710-A/B} GEN INFO MANUAL	60364400	D	22	ARH
R	FA710-A/B/C/D {7054-1} DISK CONTROLLER HARDWARE REFERENCE MANUAL	60364500	G	22	ARH
RMP	7600/CYBER 70 MODEL 76 COMPUTER SYSTEMS HARDWARE REFERENCE MANUAL	60367200	C	22	ARH
R	GH 214-B 10-TON CONDENSING UNIT REFRIGERATION CE MANUAL	60367300	G	22	ARH
R	DC135-A {6642-1, 7030-XX} DISTRIBUTIVE DATA PATH CE MANUAL	60369400	D	22	ARH
R	AA115-A {72-XX, 73-XX} BASIC UNIFIED PROCESSOR CHASSIS 1,3,11 DIAGRAMS CE MAN	60369700	R	22	ARH
R	AA115-A {72-XX, 73-XX} BASIC UNIFIED PROCESSOR CHASSIS 4 DIAGRAMS CE MANUAL	60370100	Z	22	ARH
R	AA115-A {72-XX, 73-XX} BASIC UNIFIED PROCESSOR CHASSIS 3 DIAGRAMS CE MANUAL	60370200	M	22	ARH
R	AT145-A/B/C {10173} ADDITIONAL PPU CHASSIS FOR 6000 COMPUTERS {INCR TO 20 PPU'S} CE MANUAL	60370600	K	22	ARH
R	AA117-A {74-XX} PARALLEL PROCESSOR CHASSIS 4,5,6,7,8 DIAGRAMS MANUAL	60370800	R	22	ARH
R	AA117-A {74-XX} PARALLEL PROCESSOR CHASSIS 9 DIAGRAMS MANUAL	60370900	P	22	ARH
R	AE116-D {74-2X} SECOND CENTRAL PROCESSOR CHASSIS 2 WIRE LIST CE MANUAL	60371000	J	22	ARH
R	AA117-A {74-XX} PARALLEL PROCESSOR CHASSIS 4 WIRE LIST CE MANUAL	60371100	K	22	ARH
R	AA117-A {74-XX} PARALLEL PROCESSOR CHASSIS WIRE LIST CE MANUAL	60371200	S	22	ARH
R	3100/3150/3170/3200/3300/3500 COMPUTER SYS MASTER/MSOS ALGOL VERSION 1 REF MANUAL	60371800	C	22	ARH
RO	6000/7600/CYBER/CYBER 170 COMPUTER SYSTEMS LOADER INSTANT	60372200	B		ARH
R	SMM V 3 OPERATORS GUIDE	60373800	C	22	ARH
RO	CYBER 76 SMM V3 REFERENCE MANUAL	60373900	C	22	ARH
R	AE116-B {10174-X} SECOND CENTRAL PROCESSOR CONVERTS A 6600-A/B/C WITH SPIGOTS TO A 6700-A/B/C DIAGRAMS, WIRE LIST CE MANUAL {CH. 12}	60374800	D	22	ARH
R	AA115-A {72-XX, 73-XX} BASIC UNIFIED PROCESSOR CHASSIS 5 DIAGRAMS CE MANUAL	60377200	G	22	ARH
RMP	AA115-A {72-XX, 73-XX} BASIC UNIFIED PROCESSOR CHASSIS 8 DIAGRAMS CE MANUAL	60377300	L	22	ARH

CONT.

1	TITLE	2	3	4	5
R	3100 SOFTWARE STUDENT MANUAL	60380400	A	3	CDI
R	AT154-A {10173-X} ADDITIONAL MEMORY ACCESS FOR 6613-A/B/C CHASSIS 5 WIRE LIST CE MANUAL	60380800	G	22	ARH
R	AA115-A {72-XX,73-XX} BASIC UNIFIED PROCESSOR REFRIGERATION SYSTEM CE MANUAL	60382300	C	22	ARH
R	AA117-A {74-XX} PARALLEL PROCESSOR CHASSIS 10 DIAGRAMS MANUAL	60382600	D	22	ARH
R	AA117-A {74-XX} PARALLEL PROCESSOR CHASSIS 11 DIAGRAMS MANUAL	60382700	C	22	ARH
R	AA117-A {74-XX} PARALLEL PROCESSOR CHASSIS 12 DIAGRAMS MANUAL	60382800	H	22	ARH
R	6000/7600/CYBER 70 MODELS 72,73,74,76 COMPUTER SYSTEMS ALGOL REF MAN VER 4	60384700	C	22	SVL
R	6000/CYBER 70 MODELS 72,73,74 COMPUTER SYSTEMS QUERY UPDATE VERSION 2 REFERENCE MANUAL VOLUME 1 & 2	60384900	D	22	SVL
R	6000/CYBER 70 MODELS 72/73/74 COMPUTER SYS QUERY UPDATE MINI USER GUIDE VER 2	60385500	C	22	SVL
RO	6000/7600/CYBER 70 MODELS 72/73/74 COMPUTER SYSTEMS FORTRAN COMMON LIBRARY MATHEMATICAL ROUTINES	60387900	B	22	SVL
R	6682-A SATELLITE COUPLER CE MANUAL	60390100	E	22	ARH
R	AT153-A {10173-4/5,10174-2} ADDITIONAL CENTRAL MEMORY ACCESS FOR 6614-A/B/C COMPUTER SYSTEM CHASSIS 5 WIRE LISTS CE MANUAL	60391900	D	22	ARH
R	AT251-A {CYBER 72,73,74} EXTERNAL DATA CHANNEL	60392700	F	22	ARH
R	FA705-B {3553-1} MASS STORAGE CONTROLLER CE MANUAL	60394600	D	22	ARH
R	FA705-C {3053-2} MASS STORAGE CONTROLLER CE MANUAL	60394700	H	22	ARH
R	3234-D/E MASS STORAGE CONTROLLER CE MANUAL	60394800	D	22	ARH
R	AA121-A {7700} CENTRAL COMPUTER CHANNEL TABS WIRE LISTS CE MANUAL	60398200	B	22	ARH
R	AD102-A {7700} ADJUNCT PROCESSOR CHANNEL TABS, WIRE LISTS CE MANUAL	60399200	B	22	ARH
R	6671-3{FJ440-A} DATA SET CONTROLLER HARDWARE REFERENCE MANUAL	60399900	B	22	ARH
R	FA102-A {1733-1} DISK STORAGE CONTROLLER CE MANUAL	60400100	F	22	LJL
R	AT194-A {6500-D OR 6500-E WITH ECS. CAPABILITY FOR 6400-D WITH AT198-A CHASSIS 2,6,3,8 DIAGRAMS WIRE LIST CE MANUAL	60401200	G	22	ARH
R	FA401-A/B {7021-1} 1X8 MAG TAPE CONTROLLER CE MANUAL	60404100	G	22	ARH
R	7600/CYBER 70 MODEL 76 COMPUTER SYSTEMS SCOPE 2.1 ON-LINE MAINT PROGRAMS REFERENCE MANUAL	60406200	D	22	ARH
R	6000/CYBER 70 MODELS 72,73,74 COMPUTER SYSTEMS KRONOS 2.1 REFERENCE MANUAL	60407000	C	22	ARH
R	6000/CYBER 70 MODELS 72,73,74 COMPUTER SYS KRONOS 2.1 INSTALLATION HANDBOOK	60407500	K	22	ARH
R	6000/CYBER 70 MODELS 72,73,74 COMPUTER SYS KRONOS 2.1 TIMESHARING USERS REF MAN	60407600	C	22	ARH

CONT.

1	TITLE	2	3	4	5
R	6000/CYBER 70 MODELS 72, 73, 74 COMPUTER SYS KRONOS 2.1 OPERATORS GUIDE	60407700	D	22	ARH
R	3100/3150/3170/3200/3300/3500 COMPUTER SYS MSOS VERSION 5 OPERATING SYSTEM REFERENCE MANUAL	60410600	C	22	ARH
RO	3100/3150/3170/3200/3300/3500 COMPUTER SYS MSOS VERSION 5 OPERATORS GUIDE	60410700	B	22	ARH
R	3100/3150/3170/3200/3300/3500 COMPUTER SYS MSOS VERSION 5 INSTALLATION HANDBOOK	60410800	D	22	ARH
R	3100/3150/3170/3200/3300/3500 COMPUTER SYS MSOS VERSION 5 DIAGNOSTIC HANDBOOK	60410900	C	22	ARH
N	3100/3150/3170/3200/3300/3500 COMPUTER SYS MSOS VERSION 5 INSTANT	60411000	A		ARH
RO	SMM17 PROGRAM LISTINGS - DMP	60411500	C	22	ARH
RO	SMM17 PROGRAM LISTINGS - AQM	60412100	C	22	ARH
RO	SMM17 PROGRAM LISTINGS - LST	60412200	C	22	ARH
RO	SMM17 PROGRAM LISTINGS - MCC	60412400	C	22	ARH
RO	SMM17 PROGRAM LISTINGS - CDD	60412700	C	22	ARH
RO	SMM17 PROGRAM LISTINGS - DRM	60412800	D	22	ARH
RO	SMM17 PROGRAM LISTINGS - IOM	60413100	C	22	ARH
RO	SMM17 PROGRAM LISTINGS - DP3	60413900	D	22	ARH
RO	SMM17 PROGRAM LISTINGS - EDT	60414700	C	22	ARH
R	3170/3300/3500 COMPUTER SYSTEMS MASTER VERSION 4.0 INSTALLATION HANDBOOK	60415300	D	22	ARH
R	3170/3300/3500 COMPUTER SYSTEMS MASTER VERSION 4.0 REFERENCE MANUAL	60415100	C	22	ARH
R	3170/3300/3500 COMPUTER SYSTEMS MASTER VERSION 4.0 LIBRARY GENERATION AND MAINTENANCE MANUAL	60415400	C	22	ARH
R	3170/3300/3500 COMPUTER SYSTEMS MASTER VERSION 4.0 DIAGNOSTIC HANDBOOK	60415500	C	22	ARH
R	AT149-A {ST.OP.10173} ADDITIONAL MEMORY ACCESS OPTION FOR 6414-A/B/C, 6514- A/B/C CABLE TABS {AT149-A ONLY} CE MANUAL	60415800	C	22	ARH
R	AE116-D {74-2X} SECOND CENTRAL PROCESSOR CHASSIS 2 DIAGRAMS CE MANUAL	60416000	E	22	ARH
R	6500-D WITH ECS CAPABILITY AT198-A/6500-D CONVERSION AND DT143-A ECS KIT DT 205- A ECS INTERFACE LOGIC, AT194-A 6500 ECS CONVERSION THEORY OF INSTALLATION, DIAGRAMS, MAINT AIDS, WIRE LISTS CE MANUAL	60416700	G	22	ARH
N	STANDARD OPTIONS 10309-1 AND 10309-2 GO MODE SDL FOR THE AC104-A AND AC106-A/B CE MANUAL	60417600	A	34	ARH
RO	CYBER 170-MODEL 175 SYSTEMS DATA SITE PREPARATION MANUAL	60420100	A	22	ARH
N	CYBER 170 MODEL 175 CENTRAL COMPUTER AND ALL OPTIONS MAINTENANCE, PARTS DATA HARDWARE MAINTENANCE MANUAL	60420600	01	22	ARH
N	CYBER 170 MODEL 175 POWER DISTRIBUTION AND WARNING SYSTEM GEN DESC., OPERATION, THEORY OF OPER., DIAGS, APPENDIX AND WIRE LIST HARDWARE MAINTENANCE MANUAL	60420700	A	22	ARH
R	AC113-B CENTRAL COMPUTER CHASSIS 6 WIRE LIST CE MANUAL	60421400	C	22	ARH
R	AC113-B CENTRAL COMPUTER CHASSIS 7 WIRE LIST CE MANUAL	60421500	C	22	ARH

CONT.

1	TITLE	2	3	4	5
R	AC113-B CENTRAL COMPUTER CHASSIS 8 WIRE LIST CE MANUAL	60421600	D	22	ARH
R	AC113-B CENTRAL COMPUTER CHASSIS 9 WIRE LIST CE MANUAL	60421700	B	22	ARH
R	AC113-B CENTRAL COMPUTER CHASSIS 10 WIRE LIST CE MANUAL	60421800	C	22	ARH
R	AC113-B CENTRAL COMPUTER CHASSIS 12 WIRE LIST CE MANUAL	60422000	C	22	ARH
R	AC113-B CENTRAL COMPUTER CHASSIS 13 WIRE LIST CE MANUAL	60422100	B	22	ARH
RO	SMM17 PROGRAM LISTINGS - MY2	60422300	C	22	ARH
RO	SMM17 PROGRAM LISTINGS - MY1	60422400	C	22	ARH
RO	SMM17 PROGRAM LISTINGS - DP5	60422900	C	22	ARH
R	FE202-A/B {415-30} CARD PUNCH CONTROLLER REFERENCE/CE MANUAL	60425600	C	22	ARH
N	DC145-A/B DISTRIBUTIVE DATA PATH/DT221-A REGISTER GEN DESC, OPERATION, INSTALLATION, AND CHECKOUT, THEORY OF OPERATION DIAGRAMS, MAINT., PARTS DATA, WIRE LISTS CABLE TABS HARDWARE MAINT MAN	60425800	A	22	ARH
N	CYBER 70 MODEL 76 {AA106-A} CYBER 170 MODEL 175 REFRIGERATION SYSTEM, GEN DESC., OPERATION, INSTALLATION AND CHECKOUT, THEORY OF OPERATION, DIAGRAMS, MAINT., PARTS DATA, APPENDIX, WIRE LISTS, HARDWARE MAINTENANCE MANUAL	60427800	A	22	ARH
R	FA722-A/B {7054-21/22/41/42} DISK STORAGE CONTROLLER HARDWARE MAINTENANCE MANUAL	60428500	J	22	ARH
N	AA106-A CENTRAL COMPUTER/AB101-A, AB102-A/B, AT174-A PERIPHERAL PROCESSOR UNIT MAINTENANCE CE MANUAL	60429900	A	22	ARH
N	GH506-A/B POWER DISTRIBUTION UNIT USED WITH POWER DISTRIBUTION AND WARNING SYSTEM AA106-A CENTRAL COMPUTER A/B102-A/B I/O STATION CABINET/GK171-A I/O STATION CABINET MODIFICATION KIT CE MAN	60433400	A	22	ARH
N	AA106-A {BS101/2-A, BB360-B, AT311/312-A} CENTRAL COMPUTER INSTALLATION AND CHECKOUT, THEORY OF OPERATION, DIAGS., MAINT. AIDS, PARTS DATA VOLUMES 1-3 CE MANUAL	60433600	A	22	ARH
N	AA106-A {BS101/2-A, BB360-B, AT311/312-A} CENTRAL COMPUTER				
N	CHASSIS 7 WIRE LISTS CE MANUAL	60433700	A	22	ARH
N	CHASSIS 8 WIRE LISTS CE MANUAL	60433800	A	22	ARH
N	CHASSIS 9 WIRE LISTS CE MANUAL	60433900	A	22	ARH
N	CHASSIS 2 WIRE LISTS CE MANUAL	60434700	A	22	ARH
N	CHASSIS 3 WIRE LISTS CE MANUAL	60434800	A	22	ARH
N	CHASSIS 4 WIRE LISTS CE MANUAL	60434900	A	22	ARH
N	CHASSIS 5 WIRE LISTS CE MANUAL	60435000	A	22	ARH
N	CHASSIS 6 WIRE LISTS CE MANUAL	60435100	A	22	ARH
N	B000/CYBER 70/CYBER 170/COMPUTER SYSTEMS ON LINE MAINTENANCE SOFTWARE REFERENCE MANUAL, KRONOS 2.1-X/NOS V1.0.0	60436600	A	22	ARH
N	SYSTEM 17 SERIES MINI COMPUTER SYSTEMS SITE PREPARATION MAN SECTION 1, GEN SITE REQUIREMENT	60437000	A	22	ARH

CONT.

1	TITLE	2	3	4	5
N	SYSTEM 17 SERIES MINI COMPUTER SYSTEMS SITE PREPARATION MAN SECTION 2 - SYSTEM DATA	60437100	A	22	ARH
N	SYSTEM 17 SERIES MINI COMPUTER SYSTEMS SITE PREPARATION SECTION 3 - PERIPHERAL EQUIPMENT DATA	60437200	A	22	ARH
RO	SMM17 PROGRAM LISTINGS {GT0}	60437400	B	22	ARH
RO	SMM17 PROGRAM LISTINGS {GT1}	60437500	B	22	ARH
RO	SMM17 PROGRAM LISTINGS - GT2	60437600	B	22	ARH
RO	SMM17 PROGRAM LISTINGS - GT3	60437700	B	22	ARH
RO	SMM17 PROGRAM LISTINGS - GT5	60437900	B	22	ARH
RO	SMM17 PROGRAM LISTINGS - GT6	60438000	B	22	ARH
RO	SMM17 PROGRAM LISTINGS - LP5	60438100	B	22	ARH
RO	SMM17 PROGRAM LISTINGS - KEY	60438400	B	22	ARH
N	FA444-A/B, FF445-A/B MAGNETIC TAPE CONTROLLER MB434-A CONTROLWARE INSTALLATION AND CHECKOUT, MAINTENANCE, DIAGS, GEN DESC., OPERATION, THEORY OF OPER., PARTS DATA, WIRE LISTS, LEVEL 2 HARDWARE MAINTENANCE MANUAL VOLUMES 1-3	60438500	A	22	ARH
RO	SMM17 PROGRAM LISTINGS - MDC	60438600	B	22	ARH
R	6640-D EXTENDED CORE STORAGE CONTROLLER GEN. DESC., OPER., THEORY OF OPER., INSTALLATION AND CHECKOUT, MAINT., DIAGS, PARTS DATA, APPENDIX AND WIRE LISTS CE MANUAL	60440500	B	22	ARH
N	6681-F DATA CHANNEL CONVERTER GEN DESC., OPERATION, INSTALLATION AND CHECKOUT, THEORY OF OPER., DIAGS., MAINT., PARTS DATA, WIRE LIST, CE MANUAL	60440800	A	22	ARH
N	6000/CYBER 70 MODELS 72,73,74 COMPUTER SYS AUTOMATED INTEGRATED DESIGN SYSTEM, SEMIAUTOMATIC ARTWORK GENERATION {SAAG} USERS GUIDE	60441000	A	22	ARH
N	6000/CYBER 70 MODELS 72,73,74 COMPUTER SYS AUTOMATED INTEGRATED DESIGN SYSTEM GENERAL PURPOSE WIRE WRAP {GPWW} USERS GUIDE	60443100	A	22	ARH
N	SMM17 PROGRAM LISTINGS - DPC	60446100	A	22	ARH
N	SMM17 PROGRAM LISTINGS - MTX	60446200	A	22	ARH
N	SMM17 PROGRAM LISTINGS - PET	60446300	A	22	ARH
N	SMM17 PROGRAM LISTINGS - PAD	60446400	A	22	ARH
N	SMM17 PROGRAM LISTINGS - BDL	60446500	A	22	ARH
N	SMM17 PROGRAM LISTINGS - REP	60446600	A	22	ARH
N	SMM17 PROGRAM LISTINGS - INS	60446700	A	22	ARH
N	SMM17 PROGRAM LISTINGS - CMD	60446800	A	22	ARH
N	SMM17 PROGRAM LISTINGS - CPY	60447700	A	22	ARH
RO	6000/CYBER 170/CYBER 70 MODELS 72,73,74 COMPUTER SYSTEMS CYBER RECORD MANAGER VERSION 1.1 MULTIPLE INDEX PROCESSOR PROGRAMMING SYSTEMS BULLETIN	60492900	B	22	SVL
N	6000/7600/CYBER 70/CYBER 170 COMPUTER SYS CYBER COMMON UTILITIES REF MANUAL	60493300	A	3	SVL
N	6000/CYBER 70 MODELS 72,73,74 COMPUTER SYS SCOPE INTEGRATED SCHEDULER TUNING GUIDE PROGRAMMING SYSTEMS BULLETIN	60493500	A	22	SVL
N	HOSPITAL COMMUNICATIONS SYSTEM DIGISCRIBE OPTION OPERATORS GUIDE {QSE 10892}	62995800	A-0		LJL

CONT.

1	TITLE	2	3	4	5
N	CV403-A {10892} HOSPITAL COMMUNICATIONS SYSTEM DIGISCRIBE OPTION ON-ISTE MAINTENANCE MANUAL	62995900	A-0	22	LJL
N	CV403-A DIGISCRIBE OPTION REPAIR CENTER CE MANUAL	62996000	A-0	22	LJL
N	AN/UJK-25{V} DATA PROCESSING SET INCLUDING CP1201{V}/UJK-25 {V} DIGITAL DATA COMPUTER {5601 SERIES} MU/618/UJK-25 {V} CORE MEMORY UNIT {5604 SERIES} REFERENCE MANUAL	69651800		22	MSP
RO	CJ112 PAGE READER G-H {CS/N151-200} DIAGRAMS CE MANUAL	70601700	E	22	ROK
RO	33301/33302 SUBSYSTEMS ON-LINE DIAGNOSTICS MANUAL {COLDS}	70602900	D	22	NRM
N	BR2B1 DISK STORAGE UNIT DIAGRAMS AND WIRE LISTS CE MANUAL	70607900	D	22	NRM
RO	33301 MULTIPLE DISK SYSTEM INSTALLATION CE MANUAL	70608100	G	22	NRM
R	33301 MULTIPLE DISK SYSTEM TROUBLESHOOTING MANUAL	70608200	C	22	NRM
R	BR1A9-B VOICE COIL DRIVE PARTS DATA B01 AND ABOVE CE MANUAL	70609300	J	22	NRM
R	BR2B1 DISK STORAGE UNIT MAINTENANCE MANUAL	70612500	C	3	NRM
R	TB301-A/B FIELD TEST EXERCISER MAINTENANCE MANUAL	70612800	G	3	NRM
R	FA7A4-A/B PLUG COMPATIBLE CONTROLLER MAINT CE MANUAL	70613800	G	22	NRM
R	BR2A1-D DISK STORAGE UNIT MAINTENANCE MANUAL	70616300	C	22	NRM
R	BR2A1-L DISK STORAGE UNIT DIAGRAMS CE MANUAL	70616400	F	22	NRM
R	BR1A9 DISK STORAGE UNIT DIAGRAMS, WIRE LISTS, MAINT. AIDS {MODS B03 AND ABOVE}	70617100	H	22	NRM
R	BR5A1 DISK STORAGE UNIT MAINTENANCE MANUAL	70617800	E	22	NRM
R	BR5A1 DISK STORAGE UNIT PARTS DATA CE MANUAL	70618000	P	22	NRM
R	BR1B3 DISK STORAGE UNIT PARTS DATA CE MANUAL	70620600	G	22	NRM
R	FR113-A {731-10/12-732-10/12} BUFFER CONTROLLER MAINTENANCE CE MANUAL	70621400	F	22	NRM
R	BR2A7 DISK STORAGE UNIT DIAGRAMS AND WIRE LIST	70622200	L	22	NRM
RM	BR2A8 DISK STORAGE UNIT DIAGRAMS AND WIRE LISTS CE MANUAL	70622300	M	22	NRM
R	BR2A8 DISK STORAGE UNIT MAINTENANCE CE MAN	70622400	G	22	NRM
R	BR2A7 DISK STORAGE UNIT PARTS DATA CE MANUAL	70622500	M	22	NRM
R	BR2A6-B DISK STORAGE UNIT MAINT. CE MANUAL	70622600	H	22	NRM
R	BR2A6-B DISK STORAGE UNIT PARTS DATA CE MAN	70622800	N	22	NRM
R	BR5A2 DISK STORAGE UNIT MAINTENANCE MANUAL	70624500	G	22	NRM
R	BR5A2 DISK STORAGE UNIT PARTA DATA CE MANUAL	70624700	J	22	NRM
R	BR304 DISK STORAGE UNIT MAINTENANCE CE MAN	70627900	D	22	NRM
R	BR304 DISK STORAGE UNIT GENERAL DESCRIPTION, OPERATION, THEORY OF OPERATION, KEY TO LOGIC, INTEGRATED/DISCRETE CIRCUITS CE MANUAL	70628000	C	22	NRM
R	BR304 DISK STORAGE UNIT PARTS DATA CE MANUAL	70628100	C	22	NRM
R	BR3B4 DISK STORAGE UNIT MAINTENANCE MANUAL	70628200	L	3	NRM
R	BR3B4 DISK STORAGE UNIT MAINTENANCE MANUAL	70628400	G	3	NRM
N	BR5A3 DISK STORAGE UNIT GEN DESC., OPER., INSTALLATION/CHECKOUT, THEORY OF OPER., MAINTENANCE CE MANUAL	70628500	B	22	NRM
N	BR5A3 DISK STORAGE UNIT DIAGRAMS AND WIRE LISTS CE MANUAL	70628600	D	22	NRM

CONT.

1	TITLE	2	3	4	5
R	BR501 DISK STORAGE UNIT GENERAL DESCRIPTION, OPERATION, THEORY OF OPERATION CE MANUAL	70629200	F	22	NRM
RMP	BR501 DISK STORAGE UNIT PREVENTIVE AND CORRECTIVE MAINTENANCE DIAGRAMS AND WIRE LISTS CE MANUAL	70629300	M	22	NRM
R	BR501 DISK STORAGE UNIT PARTS DATA CE MANUAL	70629400	K	22	NRM
R	BR303 DISK STORAGE UNIT GENERAL DESCRIPTION, OPERATION, THEORY OF OPERATION CE MAN	70629500	C	22	NRM
R	BR303 DISK STORAGE UNIT INSTALLATION/CHECK-OUT, PREVENTIVE/CORRECTIVE MAINT, DIAGRAMS WIRE LIST, CE MANUAL	70629600	H	22	NRM
R	BR303 DISK STORAGE UNIT PARTS DATA CE MANUAL	70629700	J	22	NRM
N	BR3B5 DISK STORAGE UNIT PARTS DATA MANUAL	70630500	F	3	NRM
R	BJ5XX STORAGE MODULE DRIVE MAINTENANCE MAN	70630900	K	3	NRM
R	BJ5XX STORAGE MODULE DRIVE PARTS DATA CE MAN	70631100	L	3	NRM
N	BR2B2/3 DISK STORAGE UNIT GEN. DESC., MAINTENANCE CE MANUAL	70631300	D	22	NRM
R	BR2B2/3 DISK STORAGE UNIT DIAGRAMS AND WIRE LISTS CE MANUAL	70631400	F	22	NRM
R	BR2B2/3 DISK STORAGE UNIT PARTS DATA CE MAN	70631500	G	22	NRM
N	CYBER 1000 {FA101-A, DY128-A} DISK PACK CONTROLLER HARDWARE MAINTENANCE MANUAL	73361200	B	22	STA
N	CYBER 1000 MAGNETIC TAPE CONTROLLER DY120-A, FA419-A HARDWARE MAINTENANCE MANUAL	74607500		22	STA
N	CYBER 1000/3000 SERIES CONTROLLER-ADAPTER {DY122-A} HARDWARE MAINTENANCE MANUAL	74660300	A	22	STA
N	CYBER 1000 {DY127-A} HIGH-SPEED LINE CONTROLLER HARDWARE MAINTENANCE MANUAL	74664300	A	22	STA
N	CYBER 1000/1700 SERIES {DY123-A} CONTROLLER ADAPTER HARDWARE MAINTENANCE MANUAL	74675500	A	22	STA
N	DY121-A {CYBER 1000} FAST DISK CONTROLLER HARDWARE MAINTENANCE MANUAL	74691800	A	22	STA
N	DW110-A {CYBER 1000} TWO BAY EXCHANGE UNIT HARDWARE MAINTENANCE MANUAL	74717600	A	22	STA
N	DW105-A/DW111-A {CYBER 1000} THREE BAY EXCHANGE UNIT HARDWARE MAINTENANCE MAN	74720400	A	22	STA
N	DY124-A/DY129-A {CYBER 1000} CONTROLLER EXTENSION CABINETS HARDWARE MAINT MAN	74720500	A	22	STA
N	DY107-110-A {CYBER 1000} LINE MODULE EXTENSION CABINET HARDWARE MAINT MANUAL	74724500	A	22	STA
N	6000/CYBER 70 MODELS 72,73,74 COMPUTER SYSTEMS MARS VI REF MANUAL FOR PARTIAL INVERSION KRONOS 2.1 USAGE	76070100		3	CYB
N	6000 CYBER 70 MODELS 72,73,74 COMPUTER SYS TOTAL-CDC REFERENCE MANUAL VERSION 1	76070300		3	CYB
N	1FMS-INTERACTIVE FINANCIAL MODELING SYSTEM USER INFORMATION MANUAL	76070400		3	CYB
N	SYSCAP-II - SYSTEM OF CIRCUIT ANALYSIS PROGRAMS U.I.M.	76070600		3	CYB
R	CC-TEGAS3-TEST GENERATION AND SIMULATION SYSTEM USER INFORMATION MANUAL	76070700	A	3	CYB
N	SYSTEMS PROFESSIONAL PROGRAMS COST GUIDE USER COST GUIDE	76070800		3	CYB
N	ANSYS - ENGINEERING ANALYSIS SYSTEM EXAMPLES MANUAL	76070900		3	CYB
N	XEDIT-EXTENDED KRONOS TEXT EDITOR U.I.M.	76071000		3	CYB
N	FASTIME/LOADFLOW-POWER SYSTEM ANALYSIS USER INFORMATION MANUAL	76071200		3	CYB

CONT.

1	TITLE	2	3	4	5
N	ATHENA/ON-LINE INTERACTIVE RETRIEVAL UPDATE LANGUAGE USER INFORMATION MANUAL	76071400	A	3	CYB
N	CYBERNET CYBER 70/MODEL 76 {PRELIMINARY} TERMINAL USERS GUIDE	76072700		3	CYB
N	SYSTEM 2000 LEVEL 2-A MULTI-PURPOSE DATA MANAGEMENT SYSTEM USER INFORMATION MANUAL	76074000		3	CYB
N	SYSTEM 2000 LEVEL 2-A MULTI-PURPOSE DATA MANAGEMENT SYSTEM DIAGNOSTIC MESSAGE SUPPLEMENT	76074300		3	CYB
N	SYSTEM 2000 LEVEL 2-A MULTI-PURPOSE DATA MANAGEMENT SYSTEM IMMEDIATE ACCESS FEATURE SUPPLEMENT	76074400		3	CYB
N	SYSTEM 2000 LEVEL 2-A MULTI-PURPOSE DATA MANAGEMENT SYSTEM FORTRAN PROCEDURAL LANGUAGE SUPPLEMENT	76074600		3	CYB
N	SYSTEM 2000 LEVEL 2-A MULTI-PURPOSE DATA MANAGEMENT SYSTEM REPORT WRITER FEATURE SUPPLEMENT	76074700		3	CYB
R	PUNCH CARD EQUIPMENT STUDENT MANUAL	76360001	C	3	CDI
R	BR3B8 DISK STORAGE UNIT MAINTENANCE CE MAN	83301000	K	3	NRM
R	BR3B8-DISK STORAGE UNIT REFERENCE MANUAL	83301100	C	3	NRM
R	BR3B8 DISK STORAGE UNIT PARTS DATA CE MANUAL	83301200	K	3	NRM
R	3330/DISK MEMORY SUBSYSTEM SITE PLANNING KIT	83301400	C	22	NRM
R	33302 DISK MEMORY SUBSYSTEM REFERENCE MANUAL	83301500	B	22	NRM
R	33302 DISK MEMORY SUBSYSTEM INSTALLATION CE MANUAL	83301600	D	22	NRM
R	FA721 STORAGE CONTROL HARDWARE REFERENCE CE MANUAL	83301800	B	22	NRM
R	FA721 STORAGE CONTROL PREVENTIVE/CORRECTIVE MAINT. W/L CE MANUAL	83301900	E	22	NRM
R	FA721 STORAGE CONTROL DIAGRAMS VOLUME 2 CE MANUAL	83302000	R	22	NRM
R	FA721 STORAGE CONTROL EIGHT VOLUME CAU FUNCTIONAL MICROPROGRAM CE MANUAL	83302100	E	22	NRM
RO	BR5A5 DISK STORAGE UNIT GEN DESC., OPERATION, INSTALLATION AND CHECKOUT, THEORY OF OPERATION AND MAINTENANCE CE MANUAL	83302300	D	22	NRM
R	BR5A5 DISK STORAGE UNIT DIAGRAMS, MAINT. AIDS, WIRE LISTS CE MANUAL	83302400	C	22	NRM
RO	BR5A5 DISK STORAGE UNIT PARTS DATA CE MANUAL	83302500	E	22	NRM
R	BR502/4 DISK STORAGE UNIT PREVENTIVE CORRECTIVE MAINTENANCE, DIAGS., WIRE LIST, CE MANUAL	83302600	G	22	NRM
R	BR502/4 DISK STORAGE UNIT PARTS DATA CE MAN	83302800	F	22	NRM
R	BR305 DISK STORAGE UNIT - PREVENTIVE CORRECTIVE MAINTENANCE, DIAGS, WIRE LISTS CE MANUAL	83303100	B	22	NRM
R	BR305 DISK STORAGE UNIT PARTS DATA CE MANUAL	83303300	C	22	NRM
R	BR3D1-DISK STORAGE UNIT MAINTENANCE MANUAL	83305700	E	3	NRM
R	BR3D1-B DISK STORAGE UNIT REFERENCE MANUAL	83305800	C	3	NRM
R	BR3D1-B DISK STORAGE UNIT PARTS DATA MANUAL	83305900	E	3	NRM
N	FA721 STORAGE CONTROL PARTS DATA CE MANUAL	83306000	F	22	NRM
RO	FV605 CONTROLLER ADAPTER UNIT GEN. DESC., THEORY OF OPERATION,	83306100	B	22	NRM
RO	FV605 CONTROLLER ADAPTER UNIT PARTS DATA CE MANUAL	83306300	C	22	NRM
N	TB207-A FIELD TEST UNIT MAINTENANCE MANUAL	83307900	B	3	NRM



CONT.

1	TITLE	2	3	4	5
N	BJ7XX STORAGE MODULE DRIVE MAINTENANCE MAN	83308400	A	3	NRM
N	BJ7XX STORAGE MODULE DRIVE REFERENCE MANUAL	83308500	A	3	NRM
N	BJ7XX STORAGE MODULE DRIVE PARTS DATA MANUAL	83308600	A	3	NRM
R	BR306/7 DISK STORAGE UNIT PREVENTIVE CORRECTIVE MAINT., DIAGRAMS AND WIRE LISTS	83308700	C	22	NRM
R	BR306/7 DISK STORAGE UNIT REFERENCE MANUAL	83308800	B	22	NRM
R	BR306/7 DISK STORAGE UNIT PARTS DATA CE MAN	83308900	C	22	NRM
R	BR3C6 DISK STORAGE UNIT MAINTENANCE CE MANUAL	83309300	C	3	NRM
R	BR3C6 DISK STORAGE UNIT REFERENCE MANUAL	83309400	B	22	NRM
R	BR3C6 DISK STORAGE UNIT PARTS DATA CE MANUAL	83309500	C	3	NRM
R	BJ6XX STORAGE MODULE DRIVE MAINTENANCE MAN	83310800	C	3	NRM
R	BJ6XX STORAGE MODULE DRIVE REFERENCE MANUAL	83310900	B	3	NRM
N	BR2A1D {S/C 19 AND ABOVE} DISK STORAGE UNIT PARTS DATA CE MANUAL	83311400	A	22	NRM
N	BR3D3-A/B DISK STORAGE UNIT MAINTENANCE MAN	83311600	A	22	NRM
N	BR3D3-A/B DISK STORAGE UNIT REFERENCE MANUAL	83311700	A	3	NRM
R	FA721 STORAGE CONTROL 16 VOL CAU FUNCTIONAL MICROPROGRAM MANUAL	83311900	E	22	NRM
RO	FA721 STORAGE CONTROL IN-LINE DIAGNOSTICS MICROPROGRAM CE MANUAL	83312000	E	22	NRM
RO	FA721 STORAGE CONTROL STANDARD DIAGNOSTICS MICROPROGRAM CE MANUAL	83312100	C	22	NRM
N	TB4A1-A FIELD TEST UNIT MAINTENANCE MANUAL	83312300	A	3	NRM
N	BR3D4 DISK STORAGE UNIT MAINTENANCE MANUAL	83313100	A	3	NRM
N	BR3D4 DISK STORAGE UNIT REFERENCE MANUAL	83313200	A	3	NRM
N	BR3D4 DISK STORAGE UNIT PARTS LIST MANUAL	83313300	A	3	NRM
N	BR5A6 DISK STORAGE UNIT MAINTENANCE MANUAL	83313400	B	3	NRM
N	BR5A6 DISK STORAGE UNIT REFERENCE MANUAL	83313500	B	3	NRM
N	BR5A6 DISK STORAGE UNIT PARTS DATA MANUAL	83313600	A	3	NRM
N	BR306/BR307-D,E DISK STORAGE UNIT PREVEN- TIVE/CORRECTIVE MAINTENANCE, DIAGRAMS, AND WIRE LISTS CE MANUAL	83314000	A	22	NRM
N	FV6D5-D-G CONTROLLER ADAPTER UNIT PREVEN- TIVE/CORRECTIVE MAINT. DIAGRAMS, WIRE LISTS CE MANUAL	83315400	A	22	NRM
N	FA203 CONTROLLER MICRODIAGNOSTIC USERS CE MANUAL	83315600	A	22	NRM
N	FA203 CONTROLLER FLEXIBLE DISK DRIVE CE MANUAL	83315700	A	22	NRM
N	FA203 CONTROLLER MICRODIAGNOSTIC CE MANUAL	83315800	A	22	NRM
N	FA203 CONTROLLER THEORY OF OPERATION CE MAN	83316100	A	22	NRM
N	FA203 CONTROLLER PARTS DATA CE MANUAL	83316200	A	22	NRM
N	FA203 CONTROLLER HARDCORE MICROPROGRAM CE MANUAL	83316300	A	22	NRM
N	FA203 CONTROLLER DIAGNOSTIC MICROPROGRAM CE MANUAL	83316400	A	22	NRM
N	FA203 CONTROLLER DUAL ACCESS FEATURE MICRO- PROGRAM CE MANUAL	83316600	A	22	NRM
RMP	CYBERNET/KRONOS 2.1 TIME-SHARING FORTRAN REFERENCE MANUAL	84001700	B	3	CYB
R	EAC/EASE-2 USER INFORMATION/THEORHETICAL MANUAL	84002700	A	3	CYB
RO	CYBERNET/PROSE SYSTEM GUIDE	84002900	A	3	CYB
RO	GPSS V/GENERAL PURPOSE SIMULATION SYSTEM V/6000 GENERAL INFORMATION MANUAL	84003900	A	3	CYB
N	MODIFIED PCA FLAT PLATE, FLAT SLAB, WAFFLE SLAB, AND FRAME ANALYSIS AND DESIGN, WORKING OR ULTIMATE STRENGTH 1971 ACI USERS GUIDE	84009400		3	CYB

CONT.

1	TITLE	2	3	4	5
N	FAAST-FLUID ANALYSIS AND SIMULATION TECHNIQUE U.I.M.	84009800		3	CYB
R	SYSTEM 2000 DATA MANAGEMENT SYSTEM USER INFORMATION MANUAL LEVEL II	86604500	J	3	CYB
RMP	CYBERNET/KRONOS LIBRARY PROGRAMS	86605900	D	3	CYB
RO	STRU-PAK PROGRAM ABSTRACTS	86608700	B	3	CYB
RO	E/CUBE ENERGY ANALYSIS CYBERNET SERVICE GUIDELINES	86608900	C	3	CYB
RO	SYSTEM 2000 LEVEL 2-A MULTI-PURPOSE DATA MANAGEMENT SYSTEM MINI MANUAL	86615600	B		CYB
RO	CYBERLOAN GENERAL INFORMATION MANUAL	86616100	A	3	CYB
R	NASTRAN APPLICATIONS MANUAL	86616700	I	3	CYB
N	CJ127 HARDWARE REFERENCE/CE MANUAL	87906700	A	22	ROK
N	CJ520 DOCUMENT READER LOGIC RACK HARDWARE MAINTENANCE MANUAL VOLUME 1	87911800	A	22	ROK
N	CJ127 OCR DOCUMENT READER DIAGRAMS VOLUME 2 HARDWARE REFERENCE/CE MANUAL	87971600		22	ROK
N	CJ127 OCR DOCUMENT READER PARTS DATA VOLUME 3 HARDWARE REFERENCE/CE MANUAL	87971700	01	22	ROK
RO	929 DRIVE {1784 COMP. SYST.} OCR SOFTWARE REFERENCE MANUAL	87971800	B	22	ROK
N	1700 COMPUTER SYSTEMS TOTES OPERATORS GUIDE	88818500	A	22	LJL
N	1700 COMPUTER SYSTEMS TOTES FILE MANAGER UTILITY PROGRAM REFERENCE MANUAL	88947900	A	22	LJL
N	1700 COMPUTER SYSTEMS REDUCED CORE OPERATING SYSTEM REFERENCE MANUAL V2	88948500	A	22	LJL
N	1700 COMPUTER SYSTEMS TIMESHARE 2.0 REF MAN	88964000	A	22	LJL
N	1576 {FV4A3,498} STALL ALARM UNIT HARDWARE REFERENCE/CE MANUAL	88981000	A	22	LJL
N	EB3A1-A/D FOUR CHANNEL DIGITAL-TO-ANALOG CONVERTER HARDWARE REFERENCE/CE MANUAL	88981100	A	22	LJL
N	KEY TO LOGIC SYMBOLS G.I.M.	88981500	B	22	LJL
N	6000/CYBER 170/CYBER 70 MODELS 72,73,74 C COMPUTER SYSTEMS CCP SUPPORT SOFTWARE 1 REFERENCE MANUAL	88988400	A	22	LJL
N	6000/CYBER 170/CYBER 70 MODELS 72,73,74 COMPUTER SYSTEMS CCP SUPPORT SOFTWARE PASCAL COMPILER REFERENCE MANUAL	88988500	A	22	LJL
N	6000/CYBER 170/CYBER 70 MODELS 72,73,74 COMPUTER SYSTEMS CCP SUPPORT SOFTWARE 1 GENERAL INFORMATION MANUAL	88988600	A	22	LJL
N	6000/CYBER 170/CYBER 70 MODELS 72,73,74 COMPUTER SYSTEMS CCP SUPPORT SOFTWARE 1 DIAGNOSTIC HANDBOOK	88988700	A	22	LJL
N	6000/CYBER 170/CYBER 70 MODELS 72,73,74 COMPUTER SYSTEMS CCP SUPPORT SOFTWARE 1 MICRO ASSEMBLER REFERENCE MANUAL	88988800	A	22	LJL
N	6000/CYBER 170/CYBER 70 MODELS 72,73,74 COMPUTER SYSTEMS CCP SUPPORT SOFTWARE 1 MACRO ASSEMBLER REFERENCE MANUAL	88988900	A	22	LJL
N	SYSTEM 17 INSTALLATION MANUAL	88996000	A	22	LJL
N	1700 COMPUTER SYSTEMS 1700 RCOS 2 ASSEMBLER REFERENCE MANUAL	88997600	A	22	LJL
R	1784-1/2 COMPUTER SYSTEM CE MANUAL	89633300	04	22	LJL
N	FF524-A LINE PRINTER CONTROLLER	89637300	04	22	LJL
N	FE119-A CARD READER CONTROLLER HARDWARE REFERENCE/CE MANUAL	89637500	03	22	LJL
N	1732-2 {SYSTEM 17} MAGNETIC TAPE TRANSPORT CONTROLLER REFERENCE MANUAL	89637600	03	22	LJL

CONT.

1	TITLE	2	3	4	5
N	FA442-A NRZI MAGNETIC TAPE TRANSPORT CONTROLLER GEN. DESC., OPER AND PROGRAMMING, INSTALLATION/CHECKOUT, THEORY OF OPERATION, DIAGS., MAINT., MAINT. AIDS, P/L, W/L, GLOSSARY	89637700	02	22	LJL
N	FA716-A CARTRIDGE DISK DRIVE CONTROLLER CE MANUAL	89638100	02	22	LJL
N	DJ81-A SYNCHRONOUS COMMUNICATIONS CONTROLLER AND DISTRIBUTION PANEL CE MANUAL	89638300	02	22	LJL
N	FJ606-A SYNCHRONOUS COMMUNICATIONS CONTROLLER {SCC} AND DISTRIBUTION PANEL CE MANUAL	89638500	01	22	LJL
N	SYSTEM 17 REAL TIME CLOCK PRELIMINARY REFERENCE MANUAL	89638800	01	22	LJL
R	1784 {SYSTEM 17} COMPUTER SYSTEM INPUT/OUTPUT SPECIFICATIONS	89673100	02	22	LJL
N	SYSTEM 17 KEY TO LOGIC SYMBOLS	89723700		22	LJL
N	AT310-A TTL A/Q-DSA BUS EXPANDER HARDWARE REFERENCE/CE MANUAL	89758600	01	22	LJL
N	1732-3 {SYSTEM 17} MAGNETIC TAPE TRANSPORT CONTROLLER REFERENCE MANUAL	89769400	01	22	LJL
N	FA446-A NRZI-LCTT MAGNETIC TAPE TRANSPORT CONTROLLER CE MANUAL	89769500	01	22	LJL
N	FV497-A, FV618-A PHASE ENCODING FORMATTER CE MANUAL	89796100	01	22	LJL
N	929 DOCUMENT READER OCR MEDIA MANUAL	91604300	A	22	ROK
R	955/959 PAGE AND DOCUMENT READER OCR MEDIA MANUAL	91604500	B	22	ROK
N	1700/SC1700 COMPUTER SYSTEMS ASSEMBLER OCR SOFTWARE REFERENCE MANUAL	91634000	A	22	ROK
R	595 PRINT CARTRIDGE TYPE D MANUAL	91860100	A	22	RHT
N	915/8092 COMPUTER SYSTEMS GRASP OCR SOFTWARE INSTALLATION HANDBOOK	91661300			ROK
N	CW195 OCR-B PLUGGABLE FONT OPTION GEN. DESC. INSTALLATION/CHECKOUT, DIAGRAMS HARDWARE REFERENCE/CE MANUAL	91662900	A	22	ROK
N	959 PAGE AND DOCUMENT READER SYSTEM OPERATORS GUIDE	91669100	A	22	ROK
N	915/919-1700 SERIES & 955/959 1700 SERIES COMPUTER SYSTEMS PAGE READER SETUP-SOURCE EDIT TAPE UPDATE PROGRAM OCR SOFTWARE REFERENCE MANUAL	91674400	A	22	ROK
N	8092 COMPUTER SYSTEM 921 MONITOR OCR REFERENCE MANUAL V.1	91681100	A	22	ROK
N	580 LINE PRINTER EQUIPMENT INTRODUCTION, OPERATING INSTRUCTIONS, PRINCIPLES OF OPERATION REFERENCE MANUAL	91858600	B	22	RHT
N	580 LINE PRINTER EQUIPMENT INSTALLATION/CHECKOUT/PREVENTIVE MAINTENANCE CORRECTIVE MAINT., PARTS REPLACEMENT FIELD SERVICE MANUAL VOLUME I	91858700	B	22	RHT
NMP	580 LINE PRINTER EQUIPMENT FIELD SERVICE MANUAL VOLUME II	91858800	B-01	22	RHT
N	CW207 HANDPRINT UNIT MODEL A01 HARDWARE MAINTENANCE MANUAL VOLUME I	91558900	A	22	ROK
N	580 PRINT CARTRIDGE GEN DESC., OPER, AND PROGRAMMING, THEORY OF OPERATION, MAINTENANCE, PARTS DATA HARDWARE REFERENCE/CE MANUAL	91559000	C	22	RHT

CONT.

1	TITLE	2	3	4	5
RO	9322 LINE PRINTER EQUIPMENT INTERCONNECTION PRINT HEAD LOGIC/CONTROLLER LOGIC/ TIMING DIAGRAMS, FSM VOLUME II	91859200	B	34	RHT
R	595 PRINT CARTRIDGE TYPE D MANUAL	91860100	A	22	RHT
N	580 LINE PRINTER EQUIPMENT CONTROLS AND INDICATORS, OPERATING PROCEDURES, OPERATOR MAINTENANCE OPERATOR HANDBOOK	91860400	B	22	RHT
N	1700 COMPUTER SYSTEM TOTES G.I.M.	96716700	A	22	LJL
R	AF107-A {ST.OPT.10287-4} 3100 ENHANCED BLOCK CONTROL AND BDP INTERFACE CE MAN	97402300	B	22	PLY
N	10287-1 {AF105-A, BT193-A, CD124-A} 3200 ENHANCED BLOCK CONTROL OPTION REF MAN	97402400	A	22	PLY
N	AF105-A {ST.OPT.10287-1} 3200 ENHANCED BLOCK CONTROL MODIFICATION CE MANUAL	97402500	A	22	PLY
N	AT146-A {10287-3} MEMORY INCREMENT 3200 CE MANUAL	97402700	A	22	PLY
*RO	MASTER OPERATING SYSTEM - DATA SHEET	10035700	-	--	ADV
*RO	9427H DOUBLE-DENSITY CART DISK DRIVE - DATA SHEET	20028300	B	--	ADV
*RO	CYBERNET: PDS/MAGEN - DATA SHEET	20032100	C	--	ADV
*RO	CYBERNET: QA-PAK-QUESTIONNAIRE	20057000	A	--	ADV
*RO	CYBERNET: PIPEFLEX - DATA SHEET	20057100	A	--	ADV
*RO	CYBERNET: SYSCAP II - DATA SHEET	20057200	B	--	ADV
*RO	CYBERNET: MAP FEB. 1975 - DATA SHEET	20059700	D	--	ADV
*RO	MILITARY DISK STORAGE UNIT - DATA SHEET	20063100	B	--	ADV
*RO	REPORT ON SOCIAL RESPONSIBILITY - BROCHURE	20067200	-	--	ADV
*RO	669 MAG TAPE TRANSPORTS - DATA SHEET	20067300	-	--	ADV
*RO	667 MAG TAPE TRANSPORTS - DATA SHEET	20067500	-	--	ADV
*RO	BRIDGE ANALYSIS & RATING SYSTEM - DATA SHEET	20070200	B	--	ADV
*RO	9760 & 9762 STORAGE MOD DRIVES - DATA SHEET	20070400	E	--	ADV
*RO	CONSULTING SERVICES FOR DATA COMM SYSTEM - BROCHURE	20071500	B	--	ADV
*RO	PERIPHERAL PRODUCTS CATALOG - BROCHURE	20083800	A	--	ADV
*RO	33158 MONOLITHIC MAIN MEMORY - DATA SHEET	20085700	-	--	ADV
*RO	MULTIPARTITION MSOS 5 - DATA SHEET	20087100	-	--	ADV
*RO	1987 CABINET - DATA SHEET	20089200	A	--	ADV
*RO	MODEL 77-2 CYBER GRAPHICS TERMINAL - DATA SHEET	20090300	-	--	ADV
*RO	844-21 MASS STORAGE SUBSYSTEM - DATA SHEET	20101200	-	--	ADV
*N	1743 COMMUNICATIONS CONTROL - DATA SHEET	20106000	-	--	ADV
*R	CYBER 170 PRESENTATION GUIDE	20106200	A	22	LDS
*RO	SYSTEM 2000 G-P DATA BASE MGMT - BROCHURE	20108400	A	--	ADV
*RO	2570-1 LINE PRINTER & 2571-1 CONTROLLER - DATA SHEET	20108500	A	--	ADV
*RO	2570-2 LINE PRINTER & 2571-1 CONTROLLER - DATA SHEET	20108600	A	--	ADV
*RO	2572-1/2572-2 CARD READER & 2571-1 CONTROLLER - DATA SHEET	20108700	A	--	ADV
*N	CYBERNATA KEY ENTRY SYSTEM - BROCHURE	20109600	-	--	ADV
*RO	COMPUTERS IN EDUCATION	20114000	A	--	ADV
*N	CORPORATE PHOTOGRAPHY CATALOG	20114600	-	22	HQN
*N	1732-3/616 MAG TAPE SUBSYSTEM - DATA SHEET	20116100	-	--	ADV
*N	1566-20/21/22/23 DIGITAL-TO-ANALOG CONVERTERS - DATA SHEET	20116500	-	--	ADV
*N	1590-3 REMOTE COMPUTER INTERFACE SUBSYSTEM SUBSYSTEM - DATA SHEET	20116000	-	--	ADV
*N	MPP/CONTROLLER FOR 9760 STORAGE MODULE DRIVE - DATA SHEET	20116700	-	--	ADV

CONT.

1	TITLE	2	3	4	5
*R0	9747 DISK STORAGE UNIT - DATA SHEET	20116900	-	--	ADV
*N	2550-100 EMULATION MODULE	20117300	-	--	ADV
*N	MU-602 [V] UYK EXTENDED CORE MEMORY UNIT - DATA SHEET	20117400	-	--	ADV
*N	MBO SYSTEMS & SERVICES COMPANY - BROCHURE	20117800	-	--	ADV
*N	MBO MARKETING COMPANY - BROCHURE	20117900	-	--	ADV
*N	MBO CORPORATE STAFF - BROCHURE	20118000	-	--	ADV
*N	CYBERNET - CYBER 76 SERVICE - DATA SHEET	20118200	-	--	ADV
*N	GRAPHICALLY ORIENTED DESIGN AND ANALYSIS SYSTEM - DATA SHEET	20118300	-	--	ADV
*N	777 CYBER GRAPHICS TERMINAL - DATA SHEET	20118400	-	--	ADV
*N	FAST-TIME/LOAD FLOW - BROCHURE	20118600	-	--	ADV
*N	CYBERNET: IS/ATHENA - DATA SHEET	20118700	-	--	ADV
*N	CYBERNET: SPOTLIGHT OVERVIEW - BROCHURE	20118800	-	--	ADV
*N	882 DISK PACK - DATA SHEET	20118900	-	--	ADV
*N	469 LARGE-PLANE COMPUTER SYSTEM	20119000	-	--	ADV
*N	BUSINESS PRODUCTS - LEADERS IN THEIR FIELD	20119100	-	--	ADV
*N	94200 CORE MEMORY - DATA SHEET	20119400	-	--	ADV
*N	DATA MASS STORAGE SYSTEM FOR IBM 370 - DATA SHEET	20119800	-	--	ADV
*N	MASS STORAGE TAPE CARTRIDGE-DATA SHEET	20119900	-	--	ADV
*N	1700 REDUCED-CORE OPER. SYSTEM VER 2 - DATA SHEET	20120200	-	--	ADV
*N	1974 CCC ANNUAL REPORT	20120300	-	--	ADV
*N	CYBERNET: IFMS	20120400	-	--	ADV
*N	1700 MASS STORAGE FORTRAN V3 A/B DATA SHEET	20120500	-	--	ADV
*N	CYBERNET: FFAST - DATA SHEET	20122300	-	--	ADV
*N	CYBERNET: CC-TEGAS 3 - DATA SHEET	20122400	-	--	ADV
*N	1974 ANNUAL REPORT	20122500	-	--	ADV
*N	CYBERNET: GPSS V/6000 - DATA SHEET	20122700	-	--	ADV
*N	CYBERNET: APEX III MATH PROG SYSTEM - DATA SHEET	20122800	-	--	ADV
*N	3373 MAG CORE STORAGE MEMORY SYSTEM - DATA SHEET	20123200	-	--	ADV
*N	3000 COMPUTER SYSTEMS - BROCHURE	20123300	-	--	ADV
*N	92451 STAND-ALONE DISPLAY TERMINAL - DATA SHEET	20124000	-	--	ADV
*N	ISP 00001 SUPPORT PACKAGE - DATA SHEET	20124600	-	--	ADV
*N	ISP 00005 SUPPORT PACKAGE - DATA SHEET	20124700	-	--	ADV
*N	ISP 20002 SUPPORT PACKAGE - DATA SHEET	20124800	-	--	ADV
*N	ISP 00006 SUPPORT PACKAGE - DATA SHEET	20124900	-	--	ADV
*N	ISP 00004 SUPPORT PACKAGE - DATA SHEET	20125000	-	--	ADV
*N	ISP 20001 SUPPORT PACKAGE - DATA SHEET	20125100	-	--	ADV
*N	ISP 00002 SUPPORT PACKAGE - DATA SHEET	20125200	-	--	ADV

OBSOLETE PUBLICATIONS

This section lists publications which have become obsolete since the January 1975 Catalog. The publications which replaces the obsolete items are also shown and if no manual replaces an obsoleted item, the replacement is listed as "none".

<u>TITLE</u>	<u>PUB. NO.</u>	<u>REPLACEMENT</u>
657-1 MAG TAPE DATA SHEET	10038400	NONE
3400 DATA SHEET	10039400	NONE
3800 DATA SHEET	10039600	NONE
659-1 DATA SHEET	10042200	NONE
1700 COMP SYS BROCHURE	10042500	NONE
COMPUTER SITE ENGINEERING	10047200	NONE
1750 DCB TERMINATOR-DATA SHEET	10044200	NONE
1797 DATA SHEET	10044300	NONE
1739-1 DATA SHEET	10045800	NONE
1717-1 DATA SHEET	10050600	NONE
9280 DATA SHEET	10051900	NONE
CORPORATE PHOTOGRAPHY CATALOG	10056900	20114600
8194 DATA SHEET	10059000	NONE
DIS DATA SHEET	10063200	NONE
LOW LEVEL ANALOG - D.S.	10063300	NONE
1558 DATA SHEET	10063500	NONE
1547 EVENT COUNTER SUB SYS DATA SHEET	10063600	NONE
1549 DATA SHEET	10063700	NONE
1577 STALL ALARM DATA SHEET	10063800	NONE
1571 DATA SHEET	10064000	NONE
3520 DATA SHEET	10068000	NONE
9540 DATA SHEET	10071000	NONE
9525 DATA SHEET	10071200	NONE
9250 DATA SHEET	10071400	NONE
9433 DATA SHEET	10071700	NONE
9432 DATA SHEET	10071800	NONE
1581 DATA SHEET	10073000	NONE
1587 DATA SHEET	10073300	NONE
EXTERNAL REGISTER DATA SHEET	10073400	NONE
9720 DATA SHEET	10076500	NONE
9200 DATA SHEET	10076900	NONE
1534,1535 DATA SHEET	10084600	NONE
3400 BROCHURE	10089200	NONE
657-2 DATA SHEET	10091900	NONE
657-4 DATA SHEET	10092100	NONE
659-3 DATA SHEET	10092300	NONE
659-4 DATA SHEET	10092400	NONE
90100 DATA SHEET	10092800	NONE
90120 DATA SHEET	10092900	NONE
1604 BROCHURE	10093000	NONE
1572 PROG SAMPLE DATA SHEET	10093400	NONE
9486/9487 DATA SHEET	10093700	NONE
APPL. REPORT COMPUTERS BOOST COLUMBIA RIVER POWER	20001900	NONE
THROUGHPUT-FEEDBACK FOLDER	20006800	NONE
3400 DATA SHEET	20007600	NONE
9463 DATA SHEET	20010800	NONE
9736/9737 DATA SHEET	20012100	NONE
3200 BROCHURE	20015500	NONE
92413 CRT DISPLAY D.S.	20035500	20085600
A LEASING PROGRAM STRUCTURED TO FIT YOUR NEEDS	20035700	NONE
APPL. REPORT-AT DELTA AIRLINES COMMUNICATIONS RATES SEPARATE COMPUTER	20040100	NONE
3000 SERIES CASH	20040900	NONE

<u>OBSOLETE PUBLICATIONS CONT.</u>	<u>PUB. NO.</u>	<u>REPLACEMENT</u>
731 LOW SPEED TERMINAL D.S.	20041300	NONE
APPL. REPORT-VICTORIAN TAB	20044200	NONE
SUCCESSFUL IN OTB AUTOMATION		
1739-1 DATA SHEET	20045800	NONE
COMPUTER MAINT FOLDER	20049201	NONE
THE READY RESPONSE PLAN	20049300	NONE
THE TIME CRITICAL PLAN	20049400	NONE
THE DO IT YOURSELF PLAN	20049500	NONE
THE CALL US WHEN YOU NEED US PLAN	20049600	NONE
THE SPECIAL PLAN ARRANGEMENT	20049700	NONE
FLIP CHART NOTEBOOK	20049900	NONE
1971 ANNUAL REPORT	20051900	NONE
ELECTRICAL ENGINEERING BROCHURE	20057800	NONE
OPERATIONS RESEARCH BROCHURE	20058000	NONE
33145 MONOLITHIC MAIN MEMORY	20069900	NONE
TOTAL SERVICES MARKETING	20073700	NONE
CYBERNET MEMBER CERTIFICATE	20059800	NONE
1732-2/615 DATA SHEET	20081500	NONE
33145 MONOLITHIC MAIN MEMORY	20086500	NONE
APPL. REPORT-BRIEF DATA RETRIEVAL	20094300	NONE
SYSTEM SPEEDS TAX SERVICE		
COMMERCIAL TERM LEASING PLAN	20094400	NONE
APPL. BRIEF FOR SKYLAB PROJECT	20097900	NONE
CDC PIONEERS GIANT DATA STORAGE		
APPL. REPORT-AT AERONAUTICAL RADIO	20098100	NONE
ELECTRONIC SWITCHING DIRECTS		
MESSAGE TRAFFIC		
C-810 TRG SERIES D.S.	20099000	NONE
C-910 TRG SERIES DATA SHEET	20102000	NONE
9315 DATA SHEET	20105200	NONE
1973 REAL/TIME VOL 10 NO. 2	00015600	NONE
469 COMPUTER SYSTEMS CE MANUAL	14176000	NONE
EL101-A (1750-1) COMPUTER	39909501	88980100
INTERFACE UNIT REF/CE		
1576 (FV4A3/498) STALL ALARM	39909510	88981000
UNIT REF/CE MANUAL		
KEY TO LOGIC SYMBOLS G.I.M.	39909515	88981500
501 HIGH SPEED REF MANUAL	40805000	NONE
501 HIGH SPEED REF MANUAL	40815200	NONE
9464 DISK STORAGE DRIVE DIAGS. &	41248700	NONE
WIRE LIST		
PROFITS INFORMATION MANUAL	59157700	NONE
1700 MSOS 4 G.I.M.	60171400	39522400
955 PAGE AND DOCUMENT READER OCR	60216102	NONE
MEDIA MANUAL		
3000 TAPE SORT/MERGE G.I.M.	60227900	60282100
1700 COSY REFERENCE V1	60237100	60361500
PAPER TAPE EQUIPMENT TRAINING MAN	60238600	NONE
6000 SCOPE USERS GD 6000 V3.3	60252700	NONE
1700 SYSTEM CHECKOUT VI	60281800	60361500
1700 CONFIGURATOR VI	60282300	60361500
MSOS VERSION 3 REF MANUAL	60282600	60361500
LOGIC ANALYSIS STUDENT MANUAL	60313300	NONE
COBOL STUDENT MANUAL	60314600	NONE
SCIENTIFIC PROGRAMMING STUDENT MAN	60315000	NONE
6000/CYBER 70/RECORD MGR REF MAN	60385400	60307300
I/LOGIC CYBERNET U.I.M.	84000200	NONE
CSM O/P CYBERNET U.I.M.	84000300	NONE
1700 REAL/TIME MAINT SYSTEM	84542000	60361500
I/CAP CYBERNET U.I.M.	86602500	NONE
SYSTEM 2000 G.I.M.	86604400	76074100
SYSTEM 2000 U.I.M.	86604500	INDIVIDUAL MANUALS
COP U.I.M.	86605500	NONE
COP DATA CARD DIGEST	86612400	NONE
I/TRAC CYBERNET U.I.M.	86616400	NONE
APEX II USERS GUIDE	97401400	NONE
28211/14031 & 28211-21 PRINTER	97403300	22265500 {AVAILABLE
SYSTEMS OPERATING GUIDE		FROM BOB HED-PLYOPS}

PUBLICATION NUMERICAL SEQUENCE PAGE LISTING

This section contains a complete listing of all catalog publications by numerical sequence along with the page numbers on which each publication can be found. Note that some publications are found on more than one page.

PUB. NO.	PG.	PUB. NO.	PG.	PUB. NO.	PG.	PUB. NO.	PG.	PUB. NO.	PG.	PUB. NO.	PG.
AEG05571	57	13791400	87	13799800	50	17322800	145	31620099	92	36822900	112
AETO1621	57	13791500	93	14060200	66	147	149	31620199	92	36823200	70
AETO5611	167	13791600	93	14061300	130	17325100	149	31620200	92	36823300	70
AETO5613	57	13791700	112	14062100	131	17326500	149	31620300	92	36823400	115
AETO9611	57	13791800	112	14062200	131	19980300	145	32501300	95	36823500	114
APT45910	167	13791900	112	14065300	131	19980400	145	32503300	95	36823700	114
BER11621	57	13792000	59	14077300	131	19980600	141	35110900	89	36823800	113
BERS6250	57	13792100	92	14082100	131	148	150	36810100	112	36824400	64
BPT36210	130	13792200	92	14082200	131	19980700	148	36810200	112	36824500	74
ESD10400	58	13792400	87	14091600	115	150	36810300	59	36824700	64	
ESD10501	58	13792500	87	14091700	115	19980900	148	36810500	113	36824800	64
ESD10504	167	13792700	87	14091800	115	151	36810600	113	36825600	115	
ESD10505	58	13792800	59	14091900	115	19981400	166	36810700	113	36825800	93
ESD10600	58	13792900	74	14092000	115	19981400	166	36810800	113	36825900	93
PED20030	68	13793000	74	14093500	115	19983600	56	36810900	113	36826000	93
PED20080	69	13793100	87	14094700	115	19983800	4	36811000	112	36826500	74
PED22140	69	13793200	91	14123800	157	20114600	157	36811300	114	36826600	115
PED22160	69	13793300	87	14142900	157	22003300	69	36811500	114	36826700	115
PPI18100	130	13793400	87	14143700	157	22006500	159	36811600	114	36827000	85
PSBAG010	130	13793500	97	14143800	157	22006600	159	36811700	112	36827100	85
PSBAG020	130	13793600	91	14155000	157	22006700	159	36812500	115	36827800	114
PSBAG030	130	13793900	93	14163300	102	22006900	159	36812600	112	36827900	114
PSBAG040	130	13794100	92	14166700	102	22008200	159	36812700	115	36828100	93
PSBAG050	130	13794400	85	14166800	102	22261700	51	36812800	171	36828200	114
PSBAG060	130	13794600	86	14167100	102	22261900	157	36813100	115	36828300	114
PSBAG070	130	13794700	86	14232000	101	22262100	157	36813300	114	36828600	74
PSBAG090	130	13794800	86	14237500	158	22262200	157	36813700	115	36828700	74
PSBAG110	130	13794900	59	14247900	102	22263500	124	36814000	112	36828900	116
PSBAG120	130	13795000	79	14306500	130	22263600	157	36814100	115	36829000	64
SB001700	142	13795100	114	15000300	123	22263800	125	36814200	115	36829100	85
SC000100	58	13795300	114	15002900	158	22263900	124	36814300	70	36829400	158
SC057600	58	13795400	158	17302500	152	22264000	124	36814400	115	36829500	87
SC063300	58	13795500	158	17303100	151	22264500	157	36814500	115	36829600	89
SC200000	58	13795600	158	17303600	152	22264600	157	36814700	116	36829700	89
SC200100	58	13795700	158	17304100	152	22264700	157	36814800	116	368700400	108
SC400600	58	13795900	43	17304200	153	22264800	124	36815000	116	368704400	79
00000200	158	13796000	114	17304400	149	22265400	124	36816000	116	368704500	79
00002100	162	13796100	64	17305100	150	22265500	123	36816200	93	368705100	172
00004600	165	13796200	86	17305100	150	22267100	157	36816300	112	368706100	108
00006000	163	13796300	168	17307300	149	22267200	157	36816400	112	368706100	108
00006100	163	13796400	64	17307300	149	22267300	157	36816600	113	368707800	108
00006300	158	13796500	38	17308100	152	22272400	46	36816700	111	368708400	108
00007300	141	13796800	95	17308100	152	22272500	46	36817300	115	39070800	75
00007500	157	13796900	114	17308300	152	22273000	123	36817400	70	39070900	76
00015000	158	13797000	116	17309500	174	22273100	123	36817500	112	39071100	85
00015100	173	13797300	116	17309700	153	22285300	125	36817600	86	39071300	76
01306700	160	13797400	64	17310100	149	22285400	125	36817700	74	39071400	76
04036700	162	13797500	158	17311600	174	22285500	125	36817900	74	39071500	76
04256700	162	13797700	74	17311700	174	22285600	124	36818000	74	39071900	76
04266700	160	13797800	83	17313000	150	22285700	125	36818100	74	39072200	79
07046700	161	13797900	47	152	153	24107700	60	36818200	74	39072400	79
082966A0	161	13798100	47	17313200	147	24140300	113	36818300	58	39072500	60
083066A0	159	13798400	64	149	149	31600200	98	36818500	58	39072600	76
13790100	87	13798500	64	17313600	147	31600800	99	36819100	114	39072900	85
13790200	87	13798600	64	149	151	31601100	99	36819900	112	39073100	76
13790300	87	13798700	64	17317200	152	31602300	100	36820000	86	39073300	75
13790400	91	13798800	47	17317400	149	31602900	100	36820100	87	39073400	75
13790500	86	13798900	159	17318900	149	31603800	101	36820200	87	39073500	75
13790700	87	13799000	85	17321800	149	31605400	98	36820300	87	39073600	75
13790800	87	13799100	47	17322100	152	31605600	99	36820400	86	39073700	75
13791100	115	13799200	47	17322500	149	31605700	99	36820600	74	39073800	75
13791200	116	13799300	64	17322600	149	31606100	100	36822500	111	39073900	75
13791300	87	13799700	116	17322700	145	31606600	101	36822700	115	39074100	75
				147	149						



PUB. NO.	PG.	PUB. NO.	PG.	PUB. NO.	PG.	PUB. NO.	PG.	PUB. NO.	PG.	PUB. NO.	PG.
39074200	75	40807200	67	40821700	117	40862700	67	41246000	120	41610700	98
39074300	75	40807700	69	40821800	117	40862900	72	41246100	121	41610900	66
39074400	75	40807800	69	40821900	22	40863100	120	41246200	121	41611000	38
39074500	75	40707900	69	40822000	69	40863200	33	41246800	120	41611200	38
39074700	63	40808100	118	40822100	116	40863300	71	41246900	121	41611300	92
39074900	66	40808200	23	40822200	69	40863600	117	41247100	121	41611700	38
39075000	75	40808300	63	40822300	116	40863900	72	41247200	121	41611800	65
39075200	76	40808400	117	40822400	68	40864000	32	41247300	71	41611900	38
39075300	76	40808500	117	40822500	68	40864100	21	41247400	72	41612000	65
39083500	141	40808600	24	40822600	69	40864400	120	41247500	120	41612100	38
39150100	74	40809100	69	40822800	69	40864600	117	41247600	120	41612200	65
39153300	75	40809300	66	40823000	68	40864800	32	41247700	120	41612300	38
39153400	75	40809500	70	40823100	71	40864900	66	41247800	121	41612400	65
39185900	79	40809600	111	40823200	72	40865000	117	41248400	121	41612500	66
39201800	133	40810800	68	40823400	71	40865100	117	41248800	121	41612600	38
39216600	85	40811200	69	40823600	117	40865200	71	41248900	26	41612700	66
39222600	42	40811400	68	40823700	117	40865500	121	41249000	26	41612800	38
39230300	74	40811500	68	40813800	117	40865800	122	41249200	25	41613200	37
39231200	47	40811700	116	40823900	66	40866400	120	41249300	25	41613400	37
39260700	134	40811800	68	40824000	69	40866500	120	41249400	25	41614300	51
39268100	133	40811900	68	40824200	23	40867100	121	41249500	25	41614400	140
39278700	75	40812000	68	40824300	71	40867500	53	41249600	25	41614500	140
39308000	79	40812300	157	40824600	116	40867600	121	41249700	25	41614600	140
39359900	76	40812400	67	40824800	71	40867700	53	41249800	25	41614700	140
	50	40812500	68	40824900	72	40867800	122	41600000	134	41614800	140
39368600	49	40812600	68	40825000	71	40868100	117	41600300	95	41614900	140
39392700	37	40812700	69	40825100	71	40868400	121		47	41615000	140
39412900	79	40812800	59	40825200	66	40868500	121	41600500	64	41615100	140
39415100	79	40813100	65	40825400	117	40868700	22	41600600	37	41615200	140
39473200	41	40813300	117	40825600	71	40869500	166	41600700	101	41615300	140
39519800	132	40814200	69	40826200	117	40869600	26	41600900	170	44016000	159
39519900	132	40814300	70	40826300	71	40869700	22	41601000	50	44016800	159
39520200	133	40814400	59	40826400	72	40869901	22	41601500	85	44020300	159
39520500	132	40814500	70	40826500	120	41240000	21	41601600	85	44020500	159
39520600	132	40814600	70	40826600	116	41240100	69	41601700	46	44610400	153
39520900	132	40814800	68	40826700	166	41240200	172	41601800	65	44616700	152
39521700	133	40814900	116	40826800	120	41240300	121	41601900	37	44623700	158
39521900	133	40815100	68	40826900	120	41240400	121	41602200	46	44629200	153
39522400	132	40815200	67	40827000	121	41240500	121	41602400	64	44629300	152
39524000	37	40815300	67	40827300	120	41240600	53	41602500	50	44855500	34
39534900	31	40815400	68	40827500	71	41240800	117	41602600	97	44855600	35
39644500	133	40815500	68	40827600	33	41240900	71	41602700	97	44855700	34
39660400	51	40815600	68	40827900	166	41241000	72	41602800	97	44855800	67
39677500	133	40815700	117	40828200	121	41241400	33	41602900	50	44895600	34
39690100	51	40816000	70	40828700	120	41241500	31	41603000	170	44895700	34
39731700	24	40816100	111	40828900	120	41241600	120	41603100	38	44895800	34
39744900	41	40816200	158	40829000	120	41241700	25	41603200	37	44895900	119
39771300	174	40816500	68	40829100	120	41241900	33	41603300	46	44896400	114
39909502	35	40816800	68	40829300	122	41242100	22	41603500	115	44896500	89
39909503	36	40816900	120	40829400	66	41242200	24	41605200	157	44976700	34
39909504	42	40817000	116	40829700	166	41242300	24	41605300	65	44977000	119
39909505	50	40817200	69	40829900	117	41242400	24	41605400	37		172
39909506	41	40817400	23	40860000	157	41243200	31	41605600	47	44977600	119
39909507	39	40818700	117	40860100	117	41243500	26	41605900	58	44977700	119
39909508	48	40818800	116	40860200	121	41243600	26	41606100	113	44978800	34
39909509	37	40818900	117	40860400	72	41243700	26	41606200	65	44980100	34
39909513	76	40819300	33	40860500	72	41243800	22	41606300	37	44980700	35
40801800	22	40819400	68	40860700	21	41243900	26	41606400	46	44980800	35
40802000	31	40819500	68	40860800	21	41244100	71	41606500	93	44980900	35
40802100	116	40819700	117	40860900	23	41244200	72	41606600	141	44981600	119
40803200	70	40819800	117	40861000	23	41244300	120	41607100	65	44982700	119
40803400	70	40819900	23	40861700	67	41244400	120	41607400	114	44983100	119
40803900	116	40820000	71	40861800	67	41244500	121	41607700	172	44983200	119
40804800	31	40820100	112	40861900	65	41244600	121	41608100	37	47500700	89
40805000	67	40820200	66	40862000	67	41244700	121	41608500	48	47966500	114
40805200	117	40820300	68	40862100	67	41245200	120	41608700	168	47966600	114
40805300	116	40820400	117	40862200	67	41245500	121	41609000	64	47966700	34
40806600	111	40820500	67	40862300	117	41245600	166	41609600	65	47967000	34
40806700	116	40820800	67	40862400	72	41245700	71	41609700	37		58
40806800	117	40821000	68	40862500	71	41245800	72	41610400	39	48143900	133
40807100	117	40821200	68	40862600	69	41245900	120	41610500	66	48143910	72

PUB. NO.	PG.	PUB. NO.	PG.	PUB. NO.	PG.	PUB. NO.	PG.	PUB. NO.	PG.	PUB. NO.	PG.
48143981	35	49752300	124	59150800	146	60007200	59	60026200	60	60052900	132
48299700	158	49754900	31	59151000	146	60007300	60	60026500	60	60053300	143
48299727	158	49755100	31	59151300	146	60007400	61	60026700	73	60053400	143
48402800	165	49755200	31	59151600	146	60007500	61	60026800	60		144
48430000	134	49755300	66	59152000	146	60007600	61	60026900	60	60053500	132
48430010	134	49755400	66	59152100	146	60007700	61	60027000	61	60053900	132
48430045	33	49755500	66	59153200	140	60007800	61	60027100	73	60054000	130
48430050	74	49755600	21	59153300	140	60007900	61	60027200	78	60054100	130
48430070	74	49755700	22	59155100	134	60008300	167	60027400	73	60054200	130
48430080	33	49755800	22	59155600	134	60008400	131	60027500	73	60054400	130
48430087	33	49755900	66		141	60009800	78	60027600	78	60054500	130
48430090	33	49757500	68	59156000	158	60010200	168	60028100	77	60054600	130
48430000	133	49757600	68	59156600	146	60010600	78	60028200	95	60055000	138
48430170	72	49762400	33	59156800	151	60010700	78	60029100	60	139	140
48643305	74	49800300	23	59156900	151	60013600	168	60029200	78	60055100	138
48704601	155	49803700	52	59157000	151	60013700	73	60029300	73	60055200	135
48704702	72	49803800	52	59157900	154	60013900	61	60041400	60	137 138	139
48704800	155	49815000	21	59158000	148	60014000	60	60041600	166	60055400	138
48704810	74	49815100	22		154	60014100	60	60041700	98	60055500	141
48704850	74	49815200	24	59158100	148	60014200	60	60041800	99		142
48704901	155	49859100	23		154	60014300	60	60041900	99	60055600	142
48706101	155	49859200	23	59158200	158	60014400	62	60042000	99	60055700	141
48706201	155	49859300	23	59158300	158	60016400	77	60042100	99		142
48707800	155	49859400	22	59158800	141	60016500	77		172	60055800	137
48707900	155	49932700	23	59158900	141	60016600	77	60042200	100		139
48708000	72	49973600	31	59159000	140	60016700	77	60042300	101	60055900	142
48781100	74	50577600	118	59159100	140	60016800	73	60042400	101	60056100	132
48814000	155	50577700	35	59159400	158	60017000	73	60042500	100	60056300	135
48883700	33	50577800	118	59159600	141	60017100	73	60042600	98	137 138	139
48911900	35	50577900	118	59159700	153	60017300	73	60042700	166	60056400	143
48948100	33	50578100	34	59159800	155	60017800	78	60042800	58		144
48948200	33	50578500	34	59304600	158	60017900	78	60042900	166	60056500	144
48991800	35		120	59349900	24	60018200	132	60043000	89	60056800	140
48996300	35	50578700	168	59577900	120	60018400	59	60043300	99	60056900	140
48996600	72	50579100	119	59578000	120	60018500	59	60043400	98	60057100	140
	155	50579600	119	59578100	120	60018600	159	60043500	100	60057200	141
48997900	33	50580500	119	59578800	120	60018700	59	60043800	92		142
49484600	23	50580900	52	59578900	120	60018800	78	60044400	98	60057400	141
49486400	21	50581000	119	59579200	118	60018900	78	60044800	73	142 143	144
49487000	23	50581200	168	59579300	118	60019100	131	60044900	78	60057500	141
49487100	23	50581300	119	59579400	119	60019400	61	60047600	99	142	143
49487200	22	50581400	119	59579500	119	60019500	61	60047700	100	60057600	134
49487300	22	50581500	168	59707800	119	60020900	59	60047900	89	135 136	137
49487400	22	50581600	67	59708000	119	60021300	98	60048300	101	138 139	140
49487500	22	50581800	34	59708200	123	60021400	78	60048400	100	60057800	142
49487600	23	50581900	120	59708300	123	60021500	78	60048600	158	60057900	141
49487700	23	50582000	52	59708400	123	60021600	62	60048800	87	60058200	155
49487800	21	50582200	67	59708500	167	60021700	62	60048900	73	60058300	142
49487900	21	50582300	35	59708600	167	60021800	62	60049100	63	60058500	143
49488000	23	50582400	35	59708700	167	60021900	62	60049400	92		144
49488100	23	50582500	119	59709000	167	60022000	61	60049800	100	60058600	143
49488200	21	50583100	34	59709100	118	60022200	61	60050100	131		144
49488300	23	50583200	34	60001500	77		62	60050300	131	60058700	142
49488400	23	50583300	34	60001800	132	60022300	62	60050500	131	60058900	141
49488600	23	50583400	34	60002000	76	60022400	62	60050600	132		142
49591900	32	50583500	52	60002300	59	60022500	61	60050700	131	60059000	142
49592900	32	50583600	118	60002600	59	60023000	60	60050800	132		143
49593000	32	50583700	118	60003000	77	60023800	62	60050900	132	60059100	139
49593100	32	50583800	118	60003200	77	60023900	62	60051000	132	140	142
49596700	117	50583900	35		132	60024000	62	60051100	132	60059200	142
49596800	117	50584100	52	60003300	77	60024300	76	60051200	131	60059300	138
49596900	118	50584300	34	60003500	77	60024400	76	60051300	131	60059400	141
49597000	32	50584400	118	60003600	77	60024500	76	60051500	131		142
49626100	31	50584500	118	60003700	77	60024900	59	60051600	132	60059500	141
49750300	22	50584600	118	60004100	77	60025000	59	60051900	131		142
49750400	22	50583700	120	60004400	77	60025100	131	60052000	132	60059800	141
49750600	24	50584800	119	60006600	77	60025600	77	60052100	132		142
49750700	24	59150500	144	60006800	59	60025700	76	60052200	132	60059900	155
49750900	66		145	60006900	59	60025800	60	60052500	143	60060100	130
49751400	69	59150600	146	60007000	59	60026000	60		144	60060200	130
49751600	158	59150700	146	60007100	59	60026100	60	60052600	132	60060300	130

PUB. NO.	PG.	PUB. NO.	PG.	PUB. NO.	PG.	PUB. NO.	PG.	PUB. NO.	PG.	PUB. NO.	PG.
60060400	130	60083800	144	60100700	99	60123900	61	60134100	134	60150200	87
60060500	130	60084000	132	60100800	102	60124000	61		135	60150300	95
60060600	130	60084100	131	60100900	92	60124100	60	60134200	142	60150700	99
60060700	130	60084200	130	60101100	92	60124300	61	60134300	138	60150800	105
60060800	130	60084800	142	60101400	89	60124400	113	60134600	143	60150900	59
60061000	57	60084900	141	60101900	113	60124600	57		144	60151000	78
60061200	130	60085100	165	60102000	113	60124800	101	60134700	138	60151200	62
60061300	56	60086000	164	60102200	95	60125000	36		139	60151500	61
60061400	57	60086100	164	60102500	61	60125400	101	60134900	134	60151700	63
60061500	130	60086900	164	60103900	60	60126400	95		139	60151800	61
60061600	130	60087000	164	60104200	60	60126500	101	60135900	137	60152100	167
60061700	57	60087200	164	60104300	61	60126800	77		138	60152300	94
60061800	57	60087400	164	60104400	61	60127000	106	60137000	142	60152500	90
60061900	130	60087500	164	60104500	57	60127500	78	60137100	141	60152600	90
60062000	130	60087600	164	60104600	60	60127800	112		142	60152700	81
60062100	130	60088500	164	60104700	60	60127900	61	60137200	142	60153000	102
60062200	130	60088600	164	60104900	101	60129400	58	60137300	142	60153100	79
60062300	56	60088700	165	60105100	93	60130000	137	60137500	143	60153500	130
60062400	57	60088800	164	60105400	60		138 139	60137600	138	60153600	130
60062500	57	60089100	164	60107100	78	60130100	140		139	60153800	130
60062600	57		179	60107300	165	60130200	138	60137700	153	60153900	94
60062700	130	60089200	164	60107400	101		139 140	60137900	143	60154000	94
60062900	57		179	60108100	96	60130400	137	60138000	131	60154100	94
60063000	57	60089300	164	60108400	89		138 139	60138100	131	60154500	102
60063100	57		179	60109800	61	60130500	143	60138200	143	60156000	141
60063200	57	60089400	179	60110100	76		144	60138300	138	60156900	165
60063400	57	60089800	112	60110400	87	60130600	143	60138400	144	60157000	93
60063500	58	60090200	62	60110900	92	60130900	155	60138800	144	60157100	102
60063600	130	60090300	73	60111000	92	60131000	182	60138900	144	60157200	90
60063700	57	60090400	97	60111100	89	60131100	134	60139000	132	60157300	98
60063800	57	60090500	93	60111200	89		135 139	60139100	141	60157400	105
60064000	57	60090800	77	601112400	90	60131200	137		142	60157500	140
60064300	58	60091000	113	601112700	62		138 139	60139300	141	60158200	97
60064400	58	60091100	113	601112800	60	60131400	135	60139500	157	60158600	158
60064500	58	60091200	113	601113200	165		137 138	60140400	90	60158700	160
60064600	58	60091300	112	601113300	171		139 140	60140700	113	60158800	160
60064700	58	60091500	113	601113400	87	60131500	143	60140800	101	60159000	102
60064800	57	60091600	113	601113900	93	60131600	142	60141200	63	60159200	99
60064900	57	60091700	78	601114200	97	60131700	141	60141300	62	60159300	112
60065000	57	60091800	97	601116000	76		142 143	60141400	61	60159400	112
60065100	130	60093100	73	601116100	92	60131800	143	60141500	61	60159600	100
60070000	95	60093700	92	601116200	61		144	60141600	60	60159700	100
60070100	59	60093800	99	601116300	62	60131900	141	60141800	93	60159900	102
60070200	59	60093900	98	601116400	61	60132000	138	60141900	102	60160000	102
60070300	73	60094100	73	601116600	60		139	60142000	167	60160300	91
60070400	76	60094200	101	601116900	113	60132100	137	60142100	167	60160400	81
60070500	77	60094400	101		168		138 139	60143100	167	60160600	103
60070600	77	60094600	74	601118600	87	60132200	143	60143200	167	60160700	94
60070700	77	60094800	60	601118700	76	60132300	142	60143400	160	60161200	157
60070800	163	60094900	61	601118800	76	60132400	142	60143600	167	60161300	167
60070900	163	60095000	61	601119100	60		143 144	60144200	168	60162300	102
60071000	163	60095200	63		62	60132500	134	601445100	78	60162600	90
60071100	163	60095400	62	601119200	61		135 136	60145300	112	60162900	95
60071300	163	60095500	99	601119300	105		137 138 139	60145500	95	60163500	79
60071400	163	60095700	168	60121100	62	60132800	143	60145600	95	60163900	112
60071500	158	60095800	168	60121300	99	60132900	141	60145700	95	60164200	82
60075400	92	60095900	167	60121400	99		142 143 144	60145900	95	60164500	102
60080400	132	60096700	99	60121600	57	60133000	143	60146000	95	60164600	57
60081000	131	60096800	98	60122600	63		144	60146100	103	60164700	57
60081100	132	60096900	95	60122700	102	60133100	138	60146200	103	60165000	57
60081300	132	60097000	95	60123100	113		139	60146400	131	60165000	159
60081500	132	60097100	78		168	60133300	147	60146500	131	60165100	93
60081900	144	60097200	171	60123200	113		150 152	60146600	131	60165200	93
60082000	144	60097900	100		168	60133500	144	60147200	91	60165300	92
60082400	144	60098200	78	60123300	112	60133600	145	60148100	167	60165400	92
60082600	131	60099400	71	60123400	113		146 147	60148500	77	60165700	82
60083400	131	60099500	71	60123500	113		150 152	60148900	106	60165800	79
60083500	144	60099800	100	60123600	60	60133700	141	60149600	106	60166000	103
60083600	132	60100000	102	60123700	62	60133800	138	60149800	113	60166100	103
60083700	132	60100200	60		78		139	60150000	95	60166200	103
	152	60100400	93	60123800	62	60133900	132	60150100	91	60166300	103

PUB. NO.	PG.	PUB. NO.	PG.	PUB. NO.	PG.	PUB. NO.	PG.	PUB. NO.	PG.	PUB. NO.	PG.		
60166400	103	60175600	162	60190500	163	60213500	135	60235300	163	60244800	164		
60166700	160	60175700	162	60190700	151	60213600	136	60235400	149	60244900	164		
60166800	165	60176000	137	60191100	136	60213700	137	60235900	137	60245100	164		
60166900	91	60176100	137		137		138	139	60236000	135	60245200	164	
60167000	91	60176500	132	60191300	137	60214000	136	60236100	138	60245300	164		
60167100	112	60176700	135	60191500	153	60214800	143	139	140	142	60245400	164	
60167200	112		137	138	60191600	138		144	60236300	141	60245500	164	
60167500	84		139	140	60191900	151	60214900	142	60236400	134	60246400	106	
60167700	84	60177000	143	60192000	134	60215200	142		135	60236500	134	60246500	104
60167900	93	60177200	144		135	60216101	74				60246600	107	
60169100	101	60177300	143	60192100	137	60216104	72				60246800	104	
60169500	159	60177400	137	60192400	163	60217400	46	60236600	136	60246900	104		
60169600	159		138	139	60192500	145	60217600	18	60236700	137	60247000	107	
60169700	103	60177700	137		151	60220100	79		138	60236800	134	60247100	107
60170100	141		138	139	60192600	142	60220200	79		135	136	60247200	107
60170200	138	60177800	144	60192700	142	60220300	79					60247300	107
60170300	143	60178000	141	60192800	137	60220400	79	138	139	140	60247400	107	
		60178600	136	60192900	143	60220500	79	60236900	134		60247500	107	
60170400	143	60178800	136	60193100	148	60220600	79	136	137	135	60247600	107	
	144	60179000	144		151	60220700	79	60237000	138		60247700	107	
60170500	141	60179500	144	60193600	142	60220800	79	60237400	153		60247800	107	
	142	60179700	135	60194000	133	60220900	79	60237700	45		60247900	107	
60170700	133	60179800	135	60194400	102	60221000	79	60237800	84		60248000	107	
60170800	143	60180000	103	60194500	81	60221100	79	60238000	6		60248100	107	
	144	60180100	103	60197000	97	60221200	79	60238300	162		60248200	107	
60170900	141	60180200	170	60197100	103	60221300	79	60238400	159		60248300	107	
	142	60181200	101	60197200	103	60221400	79	60238500	159		60248500	104	
60171100	131	60181300	63	60197300	100	60221500	79	60238700	161		60248600	104	
	141	60181400	63	60197400	172	60221600	79	60238800	162		60248700	104	
60171200	139	60182000	79	60197600	95	60221700	79	60239200	160		60248800	104	
	140	60182100	103	60197700	102	60222100	36	60239400	162		60248900	104	
60171300	143	60182400	46	60197900	90	60222200	133	60239500	160		60249000	104	
60171500	141	60182800	83	60198000	90	60222400	163	60239600	161		60249100	104	
	142	60182900	82	60198200	90	60223100	132	60239700	160		60249400	160	
60171600	132	60183000	46	60199300	102	60223300	103	60240200	165		60249900	160	
	133	60183300	160	60199700	160	60223800	46	60240300	164		60250000	160	
60171800	139	60183400	160	60199800	169	60224000	45	60240400	159		60250100	162	
60171900	141	60183900	160	60200300	97	60224100	87	60240600	159		60250200	162	
	142	60184500	102	60201000	166	60224200	103	60240700	161		60250300	162	
60172000	140	60184900	159	60201300	172	60224800	106	60241000	159		60250400	160	
60172100	146	60185500	59	60201500	108	60224900	100	60241200	161		60250500	160	
	148	60185600	93	60202000	159	60225100	108	60241300	160		60250600	161	
60172200	144	60186000	108	60202100	169	60227300	108	60241400	159		60250700	161	
60172300	133	60186100	102	60202600	91	60227400	165	60241600	161		60250800	160	
60172500	138	60186700	95	60203200	169	60227500	170	60241700	161		60250900	32	
60172800	135	60186900	94	60203300	101	60227600	135	60241800	161		60251200	107	
	137	60187200	103	60205400	108	60227700	135	60241900	164		60251300	46	
60172900	137	60187500	75	60206800	136	60228300	163	60242000	163		60251900	145	
60173000	137	60187600	133	60207200	137	60228500	133	60242100	164		148	150	152
60173300	141	60187700	103	60207300	136	60228700	9	60242200	164		60252300	163	
	142	60187800	103		137	138	60229300	135		60242300	163	60252400	163
60173400	137	60187900	104		139	140	60229500	135		60242400	164	60252500	163
	138	60188600	63	60207700	167	60229700	163		60242500	163	60252600	152	
60173500	145	60188800	69	60207800	91	60229900	137		60242600	164	60252700	151	
	146	60188900	103	60207900	159	60230200	46		60242700	164	60253000	146	
	150	60189000	138	60208200	84	60230300	19		60242800	163		151	
60173600	143		140	60208600	114	60231300	98		60242900	163	60253200	107	
	144	60189100	149	60209600	18	60232000	45		60243000	163	60253300	107	
60173700	132		151	60209800	95	60232200	44		60243100	163	60256700	162	
	133	60189300	153	60210200	18	60232300	44		60243300	163	60257100	162	
60174100	137	60189500	145	60210300	72	60233100	6		60243400	164	60257200	160	
60174200	133		149	60210400	24	60233500	114		60243500	164	60257600	162	
60174500	146	60189600	143	60210900	43	60233700	131		60243600	163	60258100	160	
	148		144	60211400	58		141		60243800	164	60258200	160	
60174700	141	60189700	137	60211500	58	60234300	132		60244000	164	60257900	159	
60174800	143	60190000	133	60211600	167	60234400	163		60244100	163	60258000	160	
60174900	145	60190100	143	60212200	18	60234500	133		60244200	163	60258100	160	
	146	60190200	137	60212800	97	60234600	151		60244300	163	60259400	134	
60175000	142		138	139	60213100	94	60234700	163		60244400	163	60259500	134
60175100	139	60190300	137	60213200	94	60234800	145		60244500	164	60259700	134	
60175300	143	60190400	137	60213300	106		148	150	152	60244600	163	60265500	111
	144												

PUB. NO.	PG.	PUB. NO.	PG.	PUB. NO.	PG.	PUB. NO.	PG.	PUB. NO.	PG.	PUB. NO.	PG.
60266000	44	60279800	153	60291400	43	60304500	88	60316600	51	60331400	86
60266200	79		154	60292600	49	60304600	88	60317100	168	60331500	100
60266300	103	60279900	146	60292700	49	60304700	89		169	60331600	95
60266400	106	151 153	154	60293300	2	60305100	151	60317200	14	60331700	92
60266500	106	60280000	153	60293400	31	60305200	151	60317300	10	60331800	90
60267100	104	60280200	136	60293500	2	60305400	146	60317500	94	60331900	91
60267200	103	60280400	153	60293600	3		151	60317600	10	60332000	90
60267300	106	60280600	133	60293700	2	60305600	149	60317800	87	60332200	93
60267400	107	60280700	137	60293800	3	60305700	132	60318100	94	60332300	93
60268000	104	60280800	135	60293900	2		150 152	60318200	89	60332400	91
60268100	165	60281000	135	60294000	3	60305800	163	60318300	94	60332500	93
60268900	93	60281100	135	60294100	3	60305900	151	60318500	39	60332600	101
60269100	104		137	60294200	3	60306200	149	60318600	49	60332700	93
60269200	45	60281200	153	60294300	3		151	60318700	32	60332800	97
60270200	59	60281300	135	60294500	47	60307000	149	60318900	14	60332900	93
60270600	85	60281400	134	60294700	2	60307100	149	60319300	11	60333000	101
60270700	74	135 136	137	60294800	2	60307200	148	60319800	20	60333100	97
60270900	9	60281500	137	60294900	2	60307300	148	60320700	102	60333200	100
60271300	80	60281600	153	60295600	167		150	60321100	43	60333300	92
60271400	80	60281700	145	60295900	14	60307400	148	60321400	125	60333400	101
60271500	80	146 147	153	60296200	39	60307500	147	60321500	125	60333500	101
60271600	80	60281900	136	60296500	10		150	60321600	12	60333600	107
60271700	80	60282000	136	60296900	172	60307600	2	60321800	47	60333700	172
60271800	80	60282100	135	60297200	164	60307700	2	60323100	18	60333800	172
60271900	80	60282200	136	60297300	167	60307800	2	60323400	94	60334100	108
60272100	158	60282400	134	60297600	2	60307900	2	60323500	18	60334200	108
60272200	59	60282500	153	60297700	2	60308000	2	60324000	126	60334300	109
60272700	9	60282800	133	60297900	2	60308100	2	60324600	74	60334400	108
60273200	80	60282900	146	60298100	51	60308200	2	60324700	46	60334500	108
60273300	160		151 153	60298400	51	60308300	2	60325100	71	60334600	108
60273400	159	60283000	145	60298600	51	60308400	2	60325600	80	60334500	48
60273500	160	146 147	153	60299500	103	60308500	2	60325700	80	60336400	3
60273600	160	60283100	153	60299700	113	60308600	2	60325800	80	60336500	89
60273800	162	60283200	46	60299002	37	60308700	2	60325900	80	60336600	89
60273900	162	60283400	8	60300000	87	60308800	2	60326100	80	60336700	89
60274100	160	60283500	8	60300100	87	60308900	2	60326200	80	60336800	89
60274300	160	60283600	45	60300200	88	60309000	2	60326300	80	60336900	89
60274400	162	60283900	81	60300300	88	60309100	2	60326400	80	60337000	89
60274900	6	60284000	82	60300400	88	60309200	80	60327000	152	60337100	89
60275000	48	60284100	2	60300500	88	60309300	80	60327200	150	60337200	89
60275100	166	60285200	85	60300600	88	60309400	80	60327300	148	60341500	91
60275200	166	60285300	2	60300700	88	60309500	80	60327600	146	60341600	111
60275300	167	60285400	3	60300800	88	60309600	103		151	60342100	155
60275500	166	60285500	3	60300900	88	60309700	49	60327800	145	60342200	154
60275600	166	60285600	3	60301000	88	60309800	102	147 149	153	60342300	155
60275900	166	60285700	3	60301100	88	60310500	2	60327900	145	60342400	145
60276100	166	60286000	3	60301200	88	60311200	8	147 149	153	148	150
60276400	166		10	60301300	88	60311500	160	60328400	145	60342500	146
60276500	166	60286100	3	60301400	88	60312400	6	147 149	154	150 152	153
60276600	166		10	60301500	88	60312700	161	60328800	146	60342600	154
60277000	166	60286200	32	60301600	88	60313100	161	148	150	60342700	153
60277100	166	60286400	164	60301700	88	60313400	162	60328900	158	60342800	140
60277200	166	60286800	167	60301800	88	60313500	162	60329000	145	60343000	153
60277300	166	60287000	78	60301900	88	60313600	161		151	60343300	155
60277400	166	60287100	73	60302000	88	60314100	159	60329100	151	60343400	145
60277500	166	60287200	45	60302200	88	60314200	159	60329400	145	147 149	154
60277600	166	60287300	2	60302500	88	60314300	161	147	149	60343500	134
60277700	166	60287400	2	60302600	88	60314400	162		151 154	135	135
60277800	166	60287600	98	60302700	88	60314800	161	60329500	70	60343600	155
60278100	6	60288100	113	60302800	88	60314900	160	60329700	49	60343700	155
60278300	48	60288700	163	60303000	88	60315100	161	60329900	94	60343800	155
60278400	2	60289000	2	60303100	88	60315200	161	60330300	82	60343900	146
60278500	98		107	60303200	88	60315500	13	60330400	83	148	150
60278800	46	60289100	43	60303300	88	60315600	10	60330500	83	60344000	154
60279100	63	60289200	18	60303800	88	60315700	10	60330600	84	60344100	154
60279200	142	60289500	6	60303900	88	60315900	20	60330700	84	60344200	145
60279400	137	60290000	44	60304000	88	60316000	20	60330900	83	150	154
60279500	153	60290900	116	60304100	88	603166100	20	60331000	84	60344300	154
60279600	153	60291000	100	60304200	88	60316200	3	60331100	84	60344400	145
		60291100	8	60304300	88	60316500	47	60331200	85	148	148
60279700	153	60291200	8	60304400	88			60331300	85	60344700	38
	154										

PUB. NO.	PG.	PUB. NO.	PG.	PUB. NO.	PG.	PUB. NO.	PG.	PUB. NO.	PG.	PUB. NO.	PG.
60344800	14	60358500	150	60370800	5	60384700	145	60401700	48	60413800	81
60345100	153		152	60370900	5	147 148	154	60401800	48	60413900	81
60346500	20	60358700	148	60371000	8	60384900	148	60402100	48	60414000	81
60347000	55	60358800	149	60371100	5		150	60402200	48	60414100	81
60347100	56	60359000	149	60371200	5	60385200	147	60402700	48	60414200	81
60347200	55	60359200	148	60371300	5		149	60402900	48	60414300	81
60347300	56		150	60371400	5	60385300	150	60403900	155	60414400	81
60347600	8	60359400	146	60371800	134	60385500	148	60404000	42	60414500	81
60347700	170		148 150		135 136		150	60404100	42	60414600	81
60348000	7	60359600	150	60372200	154	60385600	150	60404500	4	60414700	81
60348200	6	60359700	150	60372300	135		152	60404800	15	60415100	134
60348300	6		152	60372500	135	60385700	150	60404900	15	60415200	134
60348400	6	60359800	150	60372600	154	60385900	150	60405100	157	60415300	134
60348500	7		152	60372700	134	60387900	145	60405200	16	60415400	134
60348600	7	60360100	155		135		147 149	60405400	16	60415500	134
60348700	7	60360200	146	60372800	134		154 155		127	60415600	103
60348800	7		148 150 153		135	60389600	21	60405500	45	60415800	11
60348900	7	60360400	155	60372900	153	60390100	109	60406000	158	60415900	11
60349000	7	60360500	155	60373100	135	60390600	16	60406100	11	60416000	8
60349100	7	60360700	154	60373400	132	60391700	11	60406300	171	60416400	45
60349200	7	60360900	145	60373500	157	60391800	11	60407000	145	60416700	14
60349300	7		147 149	60373800	154	60391900	11	60407100	144	60417000	158
60349400	7	60361000	145	60373900	56	60392000	11	60407200	145	60417300	93
60349500	7		147 149 154	60374500	12	60392100	11	60407500	145	60417600	17
60349600	7	60361100	140	60374800	8	60392300	11	60407700	145	60417800	134
60349700	7	60361200	140	60374900	5	60392400	11	60407800	145	60417900	136
60349800	7	60361500	132	60375600	16	60392600	37	60407900	146	60418000	134
60350200	4	60361600	132	60375700	16	60392700	16		148	60418200	166
60350300	4	60361700	145	60376300	108	60393700	5	60408000	146	60418500	158
60350400	4		147 149 154	60377100	4	60393800	5		148	60418900	134
60350500	4	60361800	132	60377200	4	60394600	44	60408100	158	60419500	15
60350600	4	60361900	133	60377300	4	60394700	44	60408200	145	60419600	15
60350700	5	60362000	133	60378100	161	60394800	93	60408300	158	60419700	15
60350800	4	60362100	133	60378200	161	60394900	111	60408400	145	60419900	165
60350900	4	60362300	133	60378300	161	60395400	5	60408600	146	60420000	56
60351000	5	60362400	135	60378400	161	60396500	6	60408700	50	60420100	166
60351100	5	60363300	49	60378500	162	60396600	5	60409200	47	60420600	5
60351200	5	60363900	110	60378600	160	60396700	5	60409400	18	60420700	5
60351300	5	60364000	44	60378700	162	60396800	5	60410000	45	60420800	165
60351400	2	60364100	40	60378900	161	60396900	5	60410100	127	60420900	7
60352000	31	60364200	40	60379000	161	60397000	5	60410200	127	60421000	7
60352300	40	60364400	110	60379100	162	60397100	5	60410600	136	60421100	7
60352500	56	60364500	44	60379200	161	60397200	5	60410700	136	60421200	7
60353000	162	60364600	110	60379300	162	60397300	5	60410800	136	60421300	7
60353100	161	60364700	102	60379500	162	60397400	5	60410900	136	60421400	7
60353200	162	60364800	102	60380000	161	60397500	5	60411000	136	60421500	7
60353300	162	60364900	83	60380100	161	60397600	5	60411300	80	60421600	7
60353500	161	60365100	109	60380200	162	60397700	6	60411400	80	60421700	7
60353700	161	60365200	43	60380300	162	60397800	6	60411500	80	60421800	7
60354300	162	60365700	48	60380400	159	60397900	6	60411600	80	60421900	7
60354500	162	60366600	31	60380500	159	60398000	6	60411700	80	60422000	7
60354600	159	60366700	32	60380600	12	60398100	6	60411800	80	60422100	7
60354700	161	60366800	6	60380700	12	60398200	6	60411900	80	60422200	7
60354900	161	60367200	56	60380800	12	60398300	7	60412000	80	60422300	81
60355100	162	60367300	51	60380900	12	60398400	8	60412100	80	60422400	81
60355200	162	60367400	48	60381000	12	60398500	8	60412200	80	60422500	81
60355300	162	60368000	47	60381100	12	60398600	8	60412300	80	60422600	81
60355400	162	60368500	49	60381200	12	60398700	8	60412400	80	60422700	81
60355500	161	60368600	84	60381300	12	60398800	8	60412500	80	60422800	81
60355700	161	60368700	112	60381400	12	60398900	8	60412600	80	60422900	81
60355800	161	60369400	36	60382200	4	60399000	8	60412700	80	60423000	81
60355900	39	60369700	4	60382300	4	60399100	8	60412800	80	60423100	165
60356000	111	60369800	16	60382600	5	60399200	8	60412900	80	60423500	17
60356300	39	60369900	15	60382700	5	60399400	110	60413000	80	60425000	17
60357100	5	60370000	4	60382800	5	60399500	70	60413100	80	60425100	47
60357900	147	60370100	4	60383300	87	60399900	108	60413200	80	60425300	152
	149 154	60370200	4	60384100	145	60400100	42	60413300	80	60425600	45
60358200	148	60370300	15		147 149	60400300	48	60413400	80	60425700	134
60358300	149	60370400	16	60384200	154	60401200	14	60413500	80	60425800	36
	153	60370500	16	60384300	147	60401500	48	60413600	80	60426000	134
60358400	149	60370600	10	60384600	150	60401600	48	60413700	81	60426500	152
	152										

PUB. NO.	PG.	PUB. NO.	PG.	PUB. NO.	PG.	PUB. NO.	PG.	PUB. NO.	PG.	PUB. NO.	PG.
60427200	165	60493500	149	70603600	26	70616100	70	70631000	25	82128900	63
60427300	165		152	70603700	26	70616200	70	70631100	25	82129000	63
60427400	165	62033500	127	70603900	24	70616300	27	70631300	28	82129700	63
60427500	8	62034200	127	70604000	53	70616400	28	70631400	28	82140400	31
60427600	42	62038000	127	70604100	124	70616700	44	70631500	28	82140800	35
60427800	51	62049500	127	70604200	121	70616800	158	73361200	41	82146800	95
60427900	157	62056300	53	70604300	25	70617000	27	73443000	157	82269600	165
60428500	45	62061700	127	70604400	25	70617100	27	73443100	157	83096200	123
60429200	158	62067900	118	70604500	25	70617400	31	73933300	157	83096300	123
60429900	3	62068000	127	70604700	25	70617800	30	74606800	39	83096400	123
60430000	110	62068100	118	70605000	25	70617900	30	74607500	41	83301000	29
60433400	3	62068200	127	70605300	25	70618000	30	74660300	41	83301100	28
60433600	3	62068300	118	70605400	71	70618400	29	74664300	41	83301200	28
60433700	3	62068400	127	70605500	25	70618500	29	74675500	41	83301400	124
60433800	3	62073300	127	70605800	27	70618600	29	74691800	41	83301500	124
60433900	3	62073800	118	70605900	53	70619100	158	74717600	41	83301600	124
60434000	3	62074000	127	70606100	26	70619200	27	74720400	41	83301700	124
60434100	3	62079500	116	70606500	25	70619300	27	74720500	41	83301800	45
60434200	4	62088900	127	70606600	123	70619400	27	74724500	41	83301900	45
60434300	4	62089100	127	70606700	24	70619500	26	75365100	123	83302000	45
60434600	3	62122800	127	70606800	72	70619600	26	75365200	124	83302300	30
60434700	3	62122900	127	70606900	24	70619700	26	75368900	124	83302400	30
60434800	3	62181600	165	70607100	24	70620400	27	75369000	125	83302500	30
60434900	3	62995900	35	70607200	26	70620500	27	75369100	124	83302600	30
60435000	3	62996000	35	70607300	26	70620600	27	75369200	124	83302700	30
60435100	3	63016700	106	70607500	24	70621300	123	75369600	124	83302800	30
60435400	147	63016900	105	70607700	121	70621400	48	75369800	124	83302900	53
60435500	147	63017100	105	70607900	28	70621500	44	75372900	124	83303100	29
60435600	147	63017200	105	70608100	124	70621600	44	75373000	124	83303200	29
60435700	147	63017300	105	70608200	124	70621700	44	75385700	124	83303300	29
60435800	147	63017400	105	70609200	27	70621800	44	75387400	123	83303700	53
60435900	147	63019200	105	70609300	27	70621900	44	75387500	123	83305700	29
60436100	147	63019600	105	70609400	26	70622000	123	75391300	124	83305800	29
60436200	147	63019700	105	70609500	27	70622100	24	75400200	65	83305900	29
60436300	147	63019800	105	70609600	33	70622200	28	75401000	123	83306000	45
60436600	145	63024900	106	70609700	26	70622300	28	75401400	124	83306100	50
60437000	166	63025400	106	70609800	27	70622400	28	75401500	124	83306300	50
60437100	166	63025500	105	70609900	27	70622500	28	75401700	124	83307900	53
60437200	167	63025600	105	70610100	27	70622600	28	75401800	124	83308000	53
60437300	111	63033500	106	70610300	28	70622700	28	75402000	124	83308400	25
60437400	81	63033600	106	70610500	28	70622800	28	75402100	124	83308500	25
60437500	81	63033700	106	70611000	27	70622900	28	76070000	145	83308600	25
60437600	81	63033800	106	70611100	27	70623600	28		148	83308700	29
60437700	81	65631800	86	70611200	27	70623700	28	76070300	146	83308800	29
60437800	81	65655800	87	70611300	27	70624500	30		148	83308900	29
60437900	81	65690800	87	70611500	70	70624600	30	76070400	174	83309300	29
60438000	81	65692300	36	70611600	70	70624700	30	76070600	175	83309400	29
60438100	81	65714900	58	70611700	71	70626300	29	76070700	173	83309500	29
60438200	81	65715000	58	70611800	71	70626500	28	76070800	178	83310800	25
60438300	81	65715100	58	70611900	71	70627400	124	76070900	172	83310900	25
60438400	81	65724900	91	70612000	71	70627900	29	76071000	176	83311400	28
60438500	43	65727400	87	70612200	121	70628000	29	76071200	174	83311600	29
60438600	81	65739900	59	70612400	124	70628100	29	76071400	173	83311700	29
60440800	109	69651800	9	70612500	28	70628200	28	76072700	173	83311900	45
60441000	157	70601100	71	70612600	27	70628400	28	76074000	176	83312000	45
60443100	157	70601300	24	70612800	53	70628500	30	76074300	175	83312100	45
60445300	147	70601400	25	70612900	27	70628600	30	76074400	175	83312300	53
60446100	81	70601500	25	70613000	27	70629100	158	76074600	175	83313100	29
60446200	81	70601700	33	70613100	27	70629200	30	76074700	175	83313200	29
60446300	81	70601900	26	70613200	28	70629300	30	763360001	162	83313300	29
60446400	81	70602100	33	70613300	28	70629400	30	763360002	161	83313400	30
60446500	81	70602200	25	70613700	123	70629500	29	763360003	162	83313500	30
60446600	81	70602300	25	70613800	44	70629600	29	763360010	159	83313600	30
60446700	81	70602400	26	70613900	44	70629700	29	763360011	161	83314000	29
60446800	81	70602500	26	70614000	44	70629800	124	763360012	161	83315400	50
60447700	81	70602900	124	70614100	44	70629900	124	763360015	160	83315600	42
60448200	145	70603000	26	70614200	44	70630000	30	763360023	161	83315700	42
60449200	147	70603200	26	70615100	28	70630100	30	763360031	161	83315800	42
60449200	145	70603300	26	70615700	166	70630200	30	76630900	120	83316100	42
	148	70603400	26	70615800	24	70630500	28	82115700	74	83316200	42
60493300	145	70603500	26	70615900	27	70630900	25	82128800	63	83316300	42
	147										

PUB. NO.	PG.	PUB. NO.	PB.	PUB. NO.	PG.	PUB. NO.	PB.	PUB. NO.	PG.
83316400	42	84007900	177	86608900	173	86618400	173	91681100	155
83316600	42	84008000	177	86609000	176	86618500	173	91858500	118
84000000	175	84008100	177	86609100	176	86618900	174	91858600	67
84000100	175	84008200	177	86609200	176	86619600	174	91858700	67
84000400	175	84008300	178	86609300	176	86619700	174	91858800	67
84000500	172	84008400	178	86609400	176	86619900	174	91859000	67
84000600	173	84008500	178	86609500	176	86811400	25	91859100	118
84000700	175	84008600	178	86609600	176	87829800	33	91859200	118
84000800	173	84008700	178	86609700	176	87900200	72	91860100	67
84000900	172	84008800	178	86609800	176	87906700	33	91860200	49
84001000	173	84008900	178	86609900	176	87911800	33	91860300	52
84001100	176	84009000	178	86610000	176	87951000	33	91860400	67
84001200	173	84009100	178	86610100	176	87971600	33	96716700	133
84001300	173	84009200	178	86610200	176	87971700	33	97400200	154
84001400	173	84009300	178	86610300	176	87976600	155	97400300	152
84001500	173	84009400	178	86610400	176	87976700	155	97401500	157
84001700	173	84009600	175	86610500	176	87976800	155	97401600	157
84001800	173	84009800	174	86610600	176	87978800	74	97401700	158
84001900	173	84009900	175	86610700	176	88762000	133	97401800	170
84002000	173	84763300	140	86610800	176	88762100	133	97401900	9
84002100	173	84781600	76	86610900	176	88762200	133	97402000	171
84002400	175	84785000	158	86611000	176	88818500	133	97402100	9
84002500	174	84797500	133	86611100	177	88947900	133	97402200	171
84002600	173	84837900	75	86611200	177	88948500	133	97402300	9
84002700	173	84851100	76	86611300	177	88964000	133	97402400	9
84002800	174	84894200	74	86611400	177	88980100	42		171
84002900	173	84937300	75	86611500	177	88981000	76	97402500	9
84003000	173	84942200	43	86611600	177	88981100	41	97402600	170
84003100	173	84970400	79	86611700	177	88981500	150	97402700	8
84003200	173	86601600	175	86611800	177	88988400	149	97403500	123
84003700	173	86601700	175	86611900	177	88988500	149	97403600	158
84003800	175	86601800	172	86612000	177	88988600	149	97404600	123
84003900	145	86602000	174	86612100	174	88988700	149	97404700	152
84004000	178	86602300	174	86612300	173	88988800	149	97404800	152
84004100	178	86602800	172	86612500	173	88988900	149	97404900	152
84004200	178	86602900	173	86612600	174	88997600	133	97405000	152
84004300	178	86603000	173	86613500	173	89633300	86	97405100	152
84004400	178	86603100	173	86613600	174	89633400	86	97405200	152
84004500	178	86603200	173	86613700	174	89637200	85	97405500	152
84004600	178	86603300	173	86613800	174	89637300	46		
84004700	178	86603500	174	86614000	177	89637400	84		
84004800	178	86603700	173	86614100	174	89637700	43		
84004900	178	86604000	175	86614200	175	89638100	44		
84005000	178	86604100	175	86614300	174	89638200	85		
84005100	178	86604200	175	86614600	177	89638300	38		
84005200	178	86604300	175	86614900	177	89638400	85		
84005300	178	86604600	174	86615000	174	89638500	47		
84005400	178	86604700	174	86615100	175	89638800	171		
84005500	178	86604800	174	86615500	175	89673100	6		
84005600	178	86604900	174	86615600	177		86		
84005700	178	86605600	173	86615700	173	89723700	158		
84005800	178	86605700	177	86615800	174	89758600	17		
84005900	178	86605900	172	86615900	176	89769400	84		
84006000	178	86606100	174	86616100	173	89769500	44		
84006200	178	86606200	175	86616300	174	89796100	49		
84006300	178	86607000	175	86616600	174	91503500	169		
84006700	174	86607100	173	86616700	174	91556200	133		
84006800	177	86607200	173	86616800	172	91558900	35		
84006900	177	86607500	175	86616900	173	91566700	72		
84007000	177	86607700	172	86617100	175	91604200	74		
84007100	177	86607800	174	86617200	175	91604300	74		
84007200	177	86607900	174	86617300	175	91604400	74		
84007300	177	86608000	175	86617400	175	91604500	74		
84007400	177	86608100	175	86617500	175	91628700	52		
84007500	177	86608400	175	86617700	175	91649500	155		
84007600	177	86608500	175	86618000	172	91661300	155		
84007700	177	86608600	176	86618200	176	91662900	35		
84007800	177	86608700	176	86618300	175	91669100	33		



# ***SECTION 1***

**This section contains Customer Engineering Manuals for individual equipments arranged in equipment designator sequence. Product numbers are included in parenthesis after the equipment designator. Additional manuals may be found in Section 2 by looking up the Product Number.**

TITLE	1	2	3	4
<b>INDIVIDUAL EQUIPMENT MANUALS</b>				
AA101-A/B COMPUTER (USE 1704-A/B, CAT. SEC. 2)				
AA102-A (7601-1) CENTRAL COMPUTER				
PARTS DATA CE MANUAL	60297700	B	22	ARH
CHANNEL TABS WIRE LIST CE MANUAL	60351900	C	22	ARH
THEORY OF OPERATION, DIAGRAMS, MAINT. AIDS	60297600	AC	22	ARH
CHASSIS 1 WIRE LIST CE MANUAL	60307600	D	22	ARH
CHASSIS 2 WIRE LIST CE MANUAL	60307700	D	22	ARH
CHASSIS 3 WIRE LIST CE MANUAL	60307800	E	22	ARH
CHASSIS 4 WIRE LIST CE MANUAL	60307900	E	22	ARH
CHASSIS 5 WIRE LIST CE MANUAL	60308000	C	22	ARH
CHASSIS 6 WIRE LIST CE MANUAL	60308100	J	22	ARH
CHASSIS 7 WIRE LIST CE MANUAL	60308200	N	22	ARH
CHASSIS 8 WIRE LIST CE MANUAL	60308300	J	22	ARH
CHASSIS 9 WIRE LIST CE MANUAL	60308400	C	22	ARH
CHASSIS 10 WIRE LIST CE MANUAL	60308500	E	22	ARH
CHASSIS 11 WIRE LIST CE MANUAL	60308600	C	22	ARH
CHASSIS 12 WIRE LIST CE MANUAL	60308700	C	22	ARH
CHASSIS 13 WIRE LIST CE MANUAL	60308800	G	22	ARH
CHASSIS 14 WIRE LIST CE MANUAL	60308900	G	22	ARH
LCM STACK WIRE LIST CE MANUAL	60309000	D	22	ARH
POWER AND REFERENCE WIRE LISTS CE MANUAL	60309100	E	22	ARH
MAINTENANCE MANUAL	60297900	E	22	ARH
REFRIGERATION INFO (USE GH214-A/B)				
(THE FOLLOWING MANUALS FOR THE ABOVE EQUIP. ARE AVAILABLE FROM D. VESTAL, ARHOPS (X3258) H2720C, H2720D SCANNER SYSTEMS SERVICE MANUAL PRICE AVAILABLE UPON REQUEST	60298500			ARH ARH
AA102-C ( ) CENTRAL COMPUTER CE INFO (USE AC113-A)				
AA103-A CENTRAL COMPUTER (6614-E)				
CPU/FUNCTIONAL UNIT DIAGRAMS CE MANUAL	60287300	T	22	ARH
PEIPH PROC UNIT DIAGRAMS CE MANUAL	60284100	U	22	ARH
CENTRAL MEMORY, CLOCK, ECS COUPLER AND POWER DIAGRAMS CE MANUAL	60287400	L	22	ARH
MAINTENANCE AID-CLOCK TIMING	60289000	B	22	ARH
CHASSIS 1 CHASSIS/CABLE TABS CE MANUAL	60285300	AD	22	ARH
CHASSIS 4 CHASSIS/CABLE TABS CE MANUAL	60310500	J	22	ARH
CHASSIS 5 CHASSIS/CABLE TABS CE MANUAL	60293300	S	22	ARH
CHASSIS 6 CHASSIS/CABLE TABS CE MANUAL	60294700	F	22	ARH
CHASSIS 7 CHASSIS/CABLE TABS CE MANUAL	60294800	C	22	ARH
CHASSIS 8 CHASSIS/CABLE TABS CE MANUAL	60294900	F	22	ARH
CHASSIS 9 CHASSIS/CABLE TABS CE MANUAL	60278400	P	22	ARH
CHASSIS 10 CHASSIS/CABLE TABS CE MANUAL	60293500	G	22	ARH
CHASSIS 11 CHASSIS/CABLE TABS CE MANUAL	60293700	F	22	ARH
CHASSIS 12 CHASSIS/CABLE TABS CE MANUAL	60293900	H	22	ARH

1. Publication number of literature.

2. The latest revision level.

3. Indicates number of holes punched in manual for use with hard cover ringed binder.

4. Price per manual.

TITLE	1	2	3	4
AA104-A CENTRAL COMPUTER (6613-E) CPU/FUNCTIONAL UNIT DIAGRAMS (USE AA103-A) PERIP PROC UNIT DIAGRAMS (USE AA103-A) CENTRAL MEMORY, CLOCK, ECS COUPLER, AND POWER DIAGRAMS (USE AA103-A) MAINTENANCE AID-CLOCK TIMING (USE AA103-A) CHASSIS 1 CHASSIS/CABLE TABS (USE AA103-A) CHASSIS 4 CHASSIS/CABLE TABS (USE AA103-A) CHASSIS 5 CHASSIS/CABLE TABS (USE AA103-A) CHASSIS 6 CHASSIS/CABLE TABS (USE AA103-A) CHASSIS 7 CHASSIS/CABLE TABS (USE AA103-A) CHASSIS 8 CHASSIS/CABLE TABS (USE AA103-A) CHASSIS 9 CHASSIS/CABLE TABS (USE AA103-A) CHASSIS 10 CHASSIS/CABLE TABS CHASSIS 11 AND 15 TABS CE MANUAL CHASSIS 12 CHASSIS/CABLE TABS CE MANUAL CHASSIS 13 CHASSIS/CABLE TABS CE MANUAL CHASSIS 14 CHASSIS/CABLE TABS CE MANUAL CHASSIS 16 CHASSIS/CABLE TABS CE MANUAL	60293600 60293800 60294000 60294100 60294200 60294300	F F E D D E	22 22 22 22 22 22	ARH ARH ARH ARH ARH ARH
AA105-A CENTRAL COMPUTER (6414-E) DIAGRAMS CE MANUAL PERIPH PROC UNIT DIAGRAMS (USE AA103-A) CHASSIS 1 CHASSIS/CABLE TABS (USE AA103-A) CHASSIS 2 CHASSIS/CABLE TABS CE MANUAL CHASSIS 3 CHASSIS/CABLE TABS CE MANUAL CHASSIS 4 CHASSIS/CABLE TABS CE MANUAL CHASSIS 5 CHASSIS/CABLE TABS CE MANUAL CHASSIS 8 CHASSIS/CABLE TABS CE MANUAL	60316200 60285400 60285500 60285600 60285700 60336400	Z M Z E G L	22 22 22 22 22 22	ARH ARH ARH ARH ARH ARH
AA105-A, AT141-A CHASSIS 9 AND 11 CARD PLACE- MENT. WIRE LIST, CE MANUAL CHASSIS 10 AND 12 CARD PLACEMENT, WIRE LISTS CE MANUAL	60286000 60286100	F G	22 22	ARH ARH
AA106-A (76-XXX) CENTRAL COMPUTER INSTALLATION/CHECKOUT, THEORY OF OP, DIAGRAMS, MAINT AIDS, PARTS DATA CE MANUAL POWER DISTRIBUTION/WARNING SYSTEM CE MANUAL REFRIGERATION SYSTEM INFO (USE GH223-A) MAINTENANCE CE MANUAL CHASSIS 1 WIRE LIST CE MANUAL CHASSIS 2 WIRE LIST CE MANUAL CHASSIS 3 WIRE LIST CE MANUAL CHASSIS 4 WIRE LIST CE MANUAL CHASSIS 5 WIRE LIST CE MANUAL CHASSIS 6 WIRE LIST CE MANUAL CHASSIS 7 WIRE LIST CE MANUAL CHASSIS 8 WIRE LIST CE MANUAL CHASSIS 9 WIRE LIST CE MANUAL CHASSIS 10 WIRE LIST CE MANUAL CHASSIS 11 WIRE LIST CE MANUAL	60433600 60433400 60429900 60434600 60434700 60434800 60434900 60435000 60435100 60433700 60433800 60433900 60434000 60434100	A A A A A A A A A A A A A	22 22 22 22 22 22 22 22 22 22 22 22 22	ARH ARH ARH ARH ARH ARH ARH ARH ARH ARH ARH ARH ARH

1. Publication number of literature.  
2. The latest revision level.

3. Indicates number of holes punched in manual for use with hard cover ringed binder.  
4. Price per manual.

TITLE	1	2	3	4
CHASSIS 13 WIRE LIST CE MANUAL	60434200	A	22	ARH
CHASSIS 14 WIRE LIST CE MANUAL	60434300	A	22	ARH
CABLE WIRE LIST CE MANUAL	60434400	A	22	ARH
AA107-A (172-X,173-X,174-X) REFRIGERATION SYST GEN. DESC., OPERATION, THEORY OF OPERATION, INSTALLATION/CHECKOUT, MAINTENANCE, PARTS DATA HARDWARE MAINTENANCE MANUAL	19983800	01	22	TTO
AA108-A CENTRAL COMPUTER (6415-E) PERIPH PROC UNIT DIAGRAMS (USE AA103-A) CHASSIS 1 CHASSIS/CABLE TABS (USE AA103-A) CHASSIS 2,3,4,5 AND 8 CHASSIS/CABLE TABS CE MANUALS (USE AA105-A)				
AA108-B (PROD 6415-9) CENTRAL COMPUTER PERIPH PROC UNIT DIAGRAMS (USE AA103-A) CHASSIS 1 CHASSIS/CABLE TABS (USE AA103-A) CHASSIS 2,3,4,5 AND 8 CHASSIS/CABLE TABS CE MANUALS (USE AA105-A) CHASSIS 11 CHASSIS/CABLE TABS (USE AA103-A)				
AA108-C (PROD 6415-8) CENTRAL COMPUTER PERIPH PROC UNIT DIAGRAMS (USE AA103-A) CHASSIS 2,3,4,5 AND 8 CHASSIS/CABLE TABS CE MANUALS (USE AA105-A)				
AA108-D (PROD 6415-7) CENTRAL COMPUTER PERIPH PROC UNIT DIAGRAMS (USE AA103-A) CHASSIS 1 CHASSIS/CABLE TABS (USE AA103-A) CHASSIS 2,3,4,5 AND 8 CHASSIS/CABLE TABS CE MANUALS (USE AA105-A)				
AA115-A (72-XX, 73-XX) BASIC UNIFIED PROCESSOR COMMAND TIMING CE MANUAL	60404500	A	22	ARH
REFRIGERATION SYSTEMS CE MANUAL	60382300	C	22	ARH
POWER DISTRIBUTION/WARNING SYSTEM CE MANUAL	60382200	F	22	ARH
CHASSIS 1,3,11 DIAGRAMS CE MANUAL	60369700	R	22	ARH
CHASSIS 2,6 DIAGRAMS CE MANUAL	60370000	T	22	ARH
CHASSIS 3 DIAGRAMS CE MANUAL	60370200	M	22	ARH
CHASSIS 4 DIAGRAMS CE MANUAL	60370100	Z	22	ARH
CHASSIS 5 DIAGRAMS CE MANUAL	60377200	G	22	ARH
CHASSIS 7 DIAGRAMS CE MANUAL	60377100	F	22	ARH
CHASSIS 8 DIAGRAMS CE MANUAL	60377300	L	22	ARH
CHASSIS 1,3,11 WIRE LIST CE MANUAL	60350200	R	22	ARH
CHASSIS 2,6 WIRE LIST CE MANUAL	60350300	V	22	ARH
CHASSIS 3 WIRE LIST CE MANUAL	60350400	L	22	ARH
CHASSIS 4 WIRE LIST CE MANUAL	60350500	AC	22	ARH
CHASSIS 5 WIRE LIST CE MANUAL	60350600	D	22	ARH
CHASSIS 7 WIRE LIST CE MANUAL	60350800	K	22	ARH
CHASSIS 8 WIRE LIST CE MANUAL	60350900	R	22	ARH
AA116-A (1714) COMPUTER 65K				

1. Publication number of literature.

2. The latest revision level.

3. Indicates number of holes punched in manual for use with hard cover ringed binder.

4. Price per manual.

TITLE	1	2	3	4
GFN DESC, OPER AND PROG, INSTAL, CHKOUT THFO OF OP, DIAGRAMS, MAINT CE MANUAL	60357100	C	22	LJL
PARTS DATA CE MANUAL	60393700	A	22	LJL
CROSS TABS CE MANUAL	60393800	B	22	LJL
REFRIGERATION SYSTEMS CE INFO (USE AA115-A) COMMAND TIMING CE MANUAL	60374900	B	22	LJL
<b>AA117-A (74-XX) PARALLEL PROCESSOR</b>				
POWER DIST - WARNING SYSTEM INFO (USE AA115)				
CHASSIS 1 CE INFO USE AA115-A				
CHASSIS 4 WIRE LIST CE MANUAL	60371100	K	22	ARH
CHASSIS 5 WIRE LIST CE MANUAL	60371200	S	22	ARH
CHASSIS 6 WIRE LIST CE MANUAL	60350700	E	22	ARH
CHASSIS 7 WIRE LIST CE MANUAL	60371300	E	22	ARH
CHASSIS 8 WIRE LIST CE MANUAL	60371400	E	22	ARH
CHASSIS 9 WIRE LIST CE MANUAL	60351000	P	22	ARH
CHASSIS 10 WIRE LIST CE MANUAL	60351100	D	22	ARH
CHASSIS 11 WIRE LIST CE MANUAL	60351200	F	22	ARH
CHASSIS 12 WIRE LIST CE MANUAL	60351300	L	22	ARH
CHASSIS 13 AND 15, 14 AND 16 USE AT237-A				
CHASSIS 4,5,6,7,8 DIAGRAMS MANUAL	60370800	R	22	ARH
CHASSIS 9 DIAGRAMS MANUAL	60370900	P	22	ARH
CHASSIS 10 DIAGRAMS MANUAL	60382600	D	22	ARH
CHASSIS 11 DIAGRAMS MANUAL	60382700	C	22	ARH
CHASSIS 12 DIAGRAMS MANUAL	60382800	H	22	ARH
<b>AA119-A/B/C/D (1714) COMPUTER 65K CE INFO (USE AA116-A)</b>				
<b>AA120-A (175-XX) CENTRAL COMPUTER</b>				
REFRIGERATION SYSTEM INFO (USE GH223-A)				
MAINTENANCE, PARTS DATA HOWE MAINT MANUAL (INCLUDES INFO FOR ALL OPTIONS)	60420600	01	22	ARH
POWER DISTRIBUTION/WARNING SYSTEM MANUAL	60420700	A	22	ARH
CENTRAL PROCESSOR THEORY, DIAGRAMS MANUAL	60420300		22	ARH
CENTRAL PROCESSOR (CH 5-7) WIRE LIST MANUAL	60420400		22	ARH
CABLE WIRE LIST MANUAL	60420200		22	ARH
INSTALLATION/CHECKOUT MANUAL	60420500		22	ARH
<b>AA121-A (7700) CENTRAL COMPUTER</b>				
INSTALLATION/CHECKOUT, THEORY OF OP, DIAGRAMS, MAINT AIDS, PARTS DATA CE MANUAL	60396400	A	22	ARH
CHASSIS 1 WIRE LISTS CE MANUAL	60396600	A	22	ARH
CHASSIS 2 WIRE LISTS CE MANUAL	60396700	A	22	ARH
CHASSIS 3 WIRE LISTS CE MANUAL	60396800	A	22	ARH
CHASSIS 4 WIRE LISTS CE MANUAL	60396900	A	22	ARH
CHASSIS 5 WIRE LISTS CE MANUAL	60397000	A	22	ARH
CHASSIS 6 WIRE LISTS CE MANUAL	60397100	A	22	ARH
CHASSIS 8 WIRE LISTS CE MANUAL	60397300	A	22	ARH
CHASSIS 7 WIRE LISTS CE MANUAL	60397200	A	22	ARH
CHASSIS 9 WIRE LISTS CE MANUAL	60397400	A	22	ARH
CHASSTS 10 WIRE LISTS CE MANUAL	60397500	A	22	ARH
CHASSIS 11 WIRE LISTS CE MANUAL	60397600	A	22	ARH

1. Publication number of literature.  
2. The latest revision level.

3. Indicates number of holes punched in manual for use with hard cover ringed binder.  
4. Price per manual.

TITLE	1	2	3	4
CHASSIS 12 WIRE LISTS CE MANUAL	60397700	A	22	ARH
CHASSIS 13 WIRE LISTS CE MANUAL	60397800	A	22	APH
CHASSIS 14 WIRE LISTS CE MANUAL	60397900	A	22	ARH
CHASSIS 15 WIRE LISTS CE MANUAL	60398000	A	22	ARH
LQM STACK CABLES WIRE LIST C.E.MANUAL	60398100	A	22	ARH
CHANNEL TABS WIRE LISTS CE MANUAL	60398200	B	22	ARH
POWER AND REFERENCE WIRE LISTS CE MANUAL	60396500	A	22	ARH
** SEE ALSO AB101-A, AD102-A MANUALS **				
AB101-A (7601-1, 7611-1/2) PERIPHERAL PROC. THEO OF OPERATION, INSTALLATION/CHECKOUT, DIAGRAMS, MAINTENANCE AIDS, PARTS DATA. WIRE LISTS CE MANUAL	60274900	P	22	APH
AB102-A/B (7611-1/2) PERIPHERAL PROCESSOR CAB. INSTALLATION/CHECKOUT, THEORY OF OPERATION, DIAGRAMS, MAINTENANCE AIDS, PARTS DATA, WIRE LISTS CE MANUAL (USE AB101-A) REFRIGERATION INFO (USE GH214-A IF AB102-A OR GH214-B IF AB102-B) POWER DISTRIBUTION/WARNING SYSTEM (USE GH105-A/B/C IF AB102-A OR GH105-D IF AB102B				
AB103-A (90104) COMPUTE MODULE CE MANUAL	60278100	AW	22	LJL
PARTS LIST CE MANUAL	60366800	E	22	LJL
AB107/AB108 INPUT/OUTPUT SPECIFICATIONS	89673100	01	22	LJL
AC104-A (3504-1) CENTRAL COMPUTER GENERAL DESCRIPTION, DIAGRAMS, CABLE TABS CE MANUAL	60181000	AW	74	ARH
PROCESSOR (USE 3304-P, CATALOG SECTION 2) MAINT. AIDS: COMMAND TIMING CHARTS CE MANUAL	60238000	B	22	ARH
PARTS DATA CE MANUAL	60233100	AG	22	APH
AC105-B (3174-1/2/3/4, 3304, 3304-2/3) CENTRAL PROCESSOR (USE 3304.P, CATALOG, SECTION 2)				
AC106-A (3514-1/2/3/4) CENTRAL PROCESSOR GENERAL DESC., DIAGRAMS, CABLE TABS CE MAN MAINT. AIDS, COMMAND TIMING CHARTS CE MANUAL	60289500	AU	34	ARH
PARTS DATA (USE AC104-A)	60312400	A	22	ARH
AC109-A (1774-1) SYSTEM CONTROLLER CE INFO (USE AB103-A)				
AC113-A ( ) CENTRAL COMPUTER CHASSIS 1 WIRE LIST CE MANUAL	60348200	A	22	ARH
CHASSIS 2 WIRE LIST CE MANUAL	60348300	A	22	ARH
CHASSIS 3 WIRE LIST CE MANUAL	60348400	A	22	APH

1.Publication number of literature.

2.The latest revision level.

3.Indicates number of holes punched in manual for use with hard cover ringed binder.

4.Price per manual.

TITLE	1	2	3	4
CHASSIS 4 WIRE LIST CE MANUAL	60348500	C	22	ARH
CHASSIS 5 WIRE LIST CE MANUAL	60348600	B	22	ARH
CHASSIS 6 WIRE LIST CE MANUAL	60348700	H	22	ARH
CHASSIS 7 WIRE LIST CE MANUAL	60348800	H	22	ARH
CHASSIS 8 WIRE LIST CE MANUAL	60348900	C	22	ARH
CHASSIS 9 WIRE LIST CE MANUAL	60349000	B	22	ARH
CHASSIS 10 WIRE LIST CE MANUAL	60349100	B	22	ARH
CHASSIS 12 WIRE LIST CE MANUAL	60349300	B	22	ARH
CHASSIS 11 WIRE LIST CE MANUAL	60349200	B	22	ARH
CHASSIS 13 WIRE LIST CE MANUAL	60349400	E	22	ARH
CHASSIS 14 WIRE LIST CE MANUAL	60349500	C	22	ARH
THEO OF OPERATION, DIAGRAMS, MAINT. CE MAN	60348000	AB	22	ARH
LCM STACK WIRE LIST CE MANUAL	60349600	D	22	ARH
POWER AND REFERENCE WIRE LIST CE MANUAL	60349700	E	22	ARH
CHANNEL TABS WIRE LIST CE MANUAL	60349800	E	22	ARH
REFRIGERATION MANUAL (USE GH214-B)				
POWER DISTRIBUTION/WARNING SYSTEM (USE GH105-D)				
AC113-B ( ) CENTRAL COMPUTER				
CHASSIS 1 WIRE LIST CE MANUAL	60420900	A	22	ARH
CHASSIS 2 WIRE LIST CE MANUAL	60421000	A	22	ARH
CHASSIS 3 WIRE LIST CE MANUAL	60421100	A	22	ARH
CHASSIS 4 WIRE LIST CE MANUAL	60421200	A	22	ARH
CHASSIS 5 WIRE LIST CE MANUAL	60421300	A	22	ARH
CHASSIS 6 WIRE LIST CE MANUAL	60421400	C	22	ARH
CHASSIS 7 WIRE LIST CE MANUAL	60421500	C	22	ARH
CHASSIS 8 WIRE LIST CE MANUAL	60421600	D	22	ARH
CHASSIS 9 WIRE LIST CE MANUAL	60421700	B	22	ARH
CHASSIS 10 WIRE LIST CE MANUAL	60421800	C	22	ARH
CHASSIS 11 WIRE LIST CE MANUAL	60421900	A	22	ARH
CHASSIS 12 WIRE LIST CE MANUAL	60422000	C	22	ARH
CHASSIS 13 WIRE LIST CE MANUAL	60422100	B	22	ARH
CHASSIS 14 WIRE LIST CE MANUAL	60422200	A	22	ARH
INSTALLATION/CHECKOUT, THEORY OF OP, DIAGRAMS, MAINT AIDS, PARTS DATA INFO (USE AC113-A)				
MAINTENANCE INFO (USE AA102-A)				
LCM STACK WIRE LIST INFO (USE AC113-A)				
POWER AND REFERENCE WIRE LIST INFO (USE AC113-A)				
CHANNEL TABS WIRE LIST INFO (USE AC113-A)				
REFRIGERATION INFO (USE GH214-B)				
POWER DISTRIBUTION AND WARNING SYSTEM INFO (USE GH105-D)				
AC115-A/B/C (1774-1) BASIC PROCESSOR CE INFO (USE AB103-A)				
AD102-A (7700) ADJUNCT PROCESSOR INSTALLATION/CHECKOUT, THEORY OF OPERATION, DIAGRAMS (USE AA121-A)				
CHASSIS 6 WIRE LISTS CE MANUAL	60398300	A	22	ARH

1. Publication number of literature.  
2. The latest revision level.

3. Indicates number of holes punched in manual for use with hard cover ringed binder.  
4. Price per manual.

TITLE	1	2	3	4
CHASSIS 7 WIRE LISTS CE MANUAL	60398400	A	22	ARH
CHASSIS 8 WIRE LISTS CE MANUAL	60398500	A	22	ARH
CHASSIS 9 WIRE LISTS CE MANUAL	60398600	A	22	ARH
CHASSIS 10 WIRE LISTS CE MANUAL	60398700	A	22	ARH
CHASSIS 11 WIRE LISTS CE MANUAL	60398800	A	22	ARH
CHASSIS 12 WIRE LISTS CE MANUAL	60398900	A	22	ARH
CHASSIS 13 WIRE LISTS CE MANUAL	60399000	A	22	ARH
CHASSIS 14 WIRE LISTS CE MANUAL	60399100	A	22	ARH
CHANNEL TABS WIRE LISTS CE MANUAL	60399200	B	22	ARH
POWER AND REFERENCE WIRE LISTS CE MANUAL	60427500	A	22	ARH
AE116-B (10174-X) SECOND CENTRAL PROCESSOR CONVERTS A 6600-A/B/C WITH SPIGOTS TO A 6700-A/B/C. DIAGRAMS, WIRE LIST CE MANUAL (CH.12) (FOR CONSOLE DISPLAY CONTROLLER DOCUMENTS USE FR114-A)	60374800	D	22	ARH
AE116-C (10174-X) SECOND CENTRAL PROCESSOR CONVERTS A 6600-D/E WITH SPIGOTS TO A 6700-D/E. DIAGRAMS, WIRE LIST INFO (CH.2)(USE AE116-B)				
AE116-D (74-2X) SECOND CENTRAL PROCESSOR CHASSIS 2 WIRE LIST CE MANUAL	60371000	J	22	ARH
CHASSIS 2 DIAGRAMS CE MANUAL	60416000	E	22	ARH
AF101-A (3304-2) BUSINESS DATA PROCESSOR (USE 3312-A, CATALOG SEC. 2)				
AF101-B (3174-3/4, 3304-3, ST.OP.10256-1/2/ 3/4) BUSINESS DATA PROCESSOR MAINTENANCE - PMI/PMP (USE 3304-A) PARTS LIST (USE 3304-A) WIRE LIST (TERM LIST, HAND TABS) CE MANUAL	60291200	L	22	ARH
MAINTENANCE COMMAND TIMING CHARTS CE MANUAL	60283500	J	22	ARH
EQUATION SUMMARY, CARD PLACEMENT CE MANUAL	60291100	L	22	ARH
DIAGRAMS CE MANUAL	60283400	M	22	ARH
AF102-A (3514-2/4) BUSINESS DATA PROCESSOR MAINT. AIDS, COMMAND TIMING CHARTS (USE AC106-A) GENERAL DESCRIPTION, DIAGRAMS, CABLE TABS CE MANUAL	60311200	P	22	ARH
AF104-A/AT145-A OR AF105-A/AT165-A 3200 ENHANCED BLOCK CONTROL MODIFICATION (OPTION 10287) AND 3200 BUSINESS DATA PROCESSOR INTERFACE (OPTION 10256) CE MANUAL	97402700	A	22	ARH
AF104-A (ST.OP.10256-1) 3200 BUSINESS DATA PROCESSOR INTERFACE CE MANUAL	60347600	C	22	ARH

1. Publication number of literature.

2. The latest revision level.

3. Indicates number of holes punched in manual for use with hard cover ringed binder.

4. Price per manual.



TITLE	1	2	3	4
AF104-B (ST.OP.10256-2) 3100 BDP INTERFACE OPT CE MANUAL	97401900	A	22	ARH
AF105-A (ST.OP.10287-1) 3200 ENHANCED BLOCK CONTROL MODIFICATION CE MANUAL REF MANUAL	97402500 97402400	A A	22 22	ARH ARH
AF106-A (ST.OP.10287-2) 3100 ENHANCED BLOCK CONTROL MODIFICATION CE MANUAL	97402100	A	22	ARH
AF107-A (ST.OP.10287-4) 3100 ENHANCED BLOCK CONTROL AND BDP INTERFACE CE MANUAL	97402300	B	22	ARH
AN/UYS-25 (V) DATA PROCESSING SET - REF MAN	69651800		22	GSD
AT105-A (ST. OPT. 10121) ACCESS CHANNEL CE INFO (USE B8313-A)				
AT106-A (ST. OPT.10123) MEMORY PROTECT - 3100 REF/CE MANUAL	60228700	D	22	ARH
AT115-A (ST. OPT.10123) MEMORY PROTECT - 3200 (USE AT106-A)				
AT124-A (3514-3/4) RELOCATION PAGE FILE DIAGRAMS (USE AC106-A) COMMAND TIMING CHARTS (USE AC104-A)				
AT129-A (10169, 10173-6/7/8/9/10) CENTRAL MEMORY ACCESS PRIORITY OPTION FOR 64/6500-ABC REF/CE MANUAL	60272700	G	22	ARH
AT130-A (10169, 10173-3/4/5/6/7/8/10, 10174-1 CENTRAL MEMORY ACCESS CE INFO (USE AA103-A PPU DIAGRAMS AND CH.1 WIRE LISTS OF MANUALS)				
AT131-A (10169, 10173-3/4/5, 10174-1/2) CENTRAL MEMORY ACCESS PRIORITY REF/CE MANUAL	60270900	H	22	ARH
AT137-A (10173-6/7/8/9) CENTRAL MEMORY ACCESS (AT130-A MUST BE INSTALLED) FOR ADDITIONAL PPU S - APPLICABLE TO A 6413-D CENTRAL COMPUTER (USE AA105-A) REF INFO (USE 6000 COMPUTER SYSTEMS REF MAN)				
AT139-A (10173-7/9/10, 10178-2) CENTRAL MEMORY ACCESS FOR ADDITIONAL PPU S - APPLICABLE TO A				

1.Publication number of literature.  
2.The latest revision level.

3.Indicates number of holes punched in manual for use with hard cover ringed binder.  
4.Price per manual.

TITLE	1	2	3	4
6414-D CENTRAL COMPUTER (USE AA105-A) (AT130-A MUST BE INSTALLED)				
AT140-A (6413-E, ST.OP.10119) 65K MEMORY INCREMENT FOR AA105-A CHASSIS 9 AND 11 WIRE LIST CE MANUAL CHASSIS 10 AND 12 WIRE LIST CE MANUAL FOR AN AA105-A/AT141-A COMPUTER SYSTEM	60286000 60286100	B C	22 22	ARH ARH
AT140-B (ST.OP. 10178-1) 32K MEMORY INCREMENT REFERENCE/CE MANUAL	60315600	D	22	ARH
AT140-F (ST.OP. 10119 ) MEMORY INCREMENT TO 131K FOR 6413-A/B/C AND 6513-A/B/C COMPUTERS (USE 6414/6514-A)				
AT140-F (PROD ST OPT 10178-1) 32K MEMORY INCR. FOR AN 6414/6514-A/B/C CENTRAL COMPUTER REFERENCE/CE MANUAL	60317300	C	22	ARH
AT140-G (10119) 65K MEMORY INCREMENT TO 131K FOR 6400/6500-D, USE 6413-D/6513-D. NOTE IF INSTALLED ON 6414-A/B/C OR 6500-A/B/C COMPUTERS ORDER ONLY THE FOLLOWING MANUALS.  6413-D CHASSIS 9/11 CHASSIS TABS (60248800) 6413-A/B/C CABLE TABS (60188900) 6413-D CHASSIS 10/12 CHASSIS TABS (60248900) 6413-D DIAGRAMS (USE ONLY CHASSIS 9 THROUGH 12 DIAGRAMS) (60246800)				
AT140-H (PROD ST OPT 10178-1) 32K MEMORY INCR FOR AN 6414/6514-D CENTRAL COMPUTER REF/CE MANUAL	60296500	B,C	22	ARH
AT141-A (6500-E) SECOND CPU FOR AA105-A USE MANUALS LISTED UNDER AA105-A UNLESS AT143-A OR AT194-A ARE INSTALLED IN WHICH CASE USE MANUALS LISTED UNDER AT194-A.				
AT142-F (PROD ST OPT 10177-1) 16K MEMORY INCR FOR A 6415-A/B/C CENTRAL COMPUTER REF/CE MANUAL	60317600	C	22	ARH
AT142-H (PROD ST OPT 10177-1) 16K MEMORY INCR FOR A 6415-D CENTRAL COMPUTER REFERENCE/CE MANUAL	60315700	B	22	ARH
AT145-A/B/C (10173) ADDITIONAL PPU CHASSIS FOR 6000 COMPUTERS (INCR TO 20 PPU S) CE MANUAL (ALSO REQUIRES AT177-A/B/C CE MANUAL)	60370600	K	22	ARH

1.Publication number of literature.  
2.The latest revision level.

3.Indicates number of holes punched in manual for use with hard cover ringed binder.  
4.Price per manual.

TITLE	1	2	3	4
AT146-A (10287-3) MEMORY INCREMENT - 3200 CE MANUAL (USE AF104-A)				
AT147-A (ST.OP. 10180 ) MEMORY INCREMENT 6600-A/B/C MACHINES 98K TO 131K (USE 6613-A/B/C)				
AT147-B (ST.OPT. 10180) MEMORY INCREMENT 6600-D MACHINES 98K TO 131K (USE 6613-D)				
AT147-C (ST.OPT. 10180) MEMORY INCREMENT 6600-E MACHINES 98K TO 131K (USE AA103-A)				
AT149-A (ST.OP.10173) ADDITIONAL MEMORY ACCESS OPTION FOR 6414-A/B/C, 6514-A/B/C DIAGRAMS, W/L, C/P CE MANUAL CABLE TABS (AT149-A ONLY) CE MANUAL	60406100 60415800	B C	22 22	ARH ARH
ALSO REQUIRES THE FOLLOWING AA105-A MANUALS DIAGRAMS CE MANUAL 60316200 CH 2 WIRE LISTS CE MANUAL 60285400 CH 3 WIRE LISTS CE MANUAL 60285500				
AT151-A (10256-4) 3100 BDP OPTION CE INFO (USE AF107-A)				
AT152-A (ST.OP.10173) ADDITIONAL MEMORY ACCESS OPTION FOR 6413-A/B/C, 6513-A/B/C CABLE TABS CE MANUAL DIAGRAMS, WIRE LIST INFO (USE AT149-A)	60415900	C	22	ARH
AT153-A (10173-4/5, 10174-2) ADDITIONAL CENTRAL MEMORY ACCESS FOR 6614-A/B/C COMPUTER SYSTEMS. GEN.DESC. AND DIAGRAMS CHASSIS 2 WIRE LISTS CE MANUAL CHASSIS 3 WIRE LISTS (USE AA103-A, CH 9) CHASSIS 3 ECS COUPLER DIAGRAMS (USE AA103-A ECS COUPLER DIAGRAMS) CHASSIS 4 WIRE LISTS CE MANUAL CHASSIS 5 WIRE LISTS CE MANUAL CHASSIS 9 WIRE LISTS CE MANUAL CHASSIS 10 WIRE LISTS CE MANUAL CABLE TABS CE MANUAL	60392300 60391700  60391800 60391900 60392000 60392100 60392400	E A  B D B A B	22 22  22 22 22 22 22	ARH ARH  ARH ARH ARH ARH ARH
AT154-A (10173-X) ADDITIONAL MEMORY ACCESS FOR 6613-A/B/C DIAGRAMS (EXCEPT CH.1,3,12) CE MANUAL CHASSIS 1 DIAGRAMS, WIRE LIST CE MANUAL (USE ONLY IF AT145-A/AT176-A IS NOT INSTALLED) DIAGRAMS, WIRE LIST CH.3 (USE AA103-A CH.9)	60319300 60423300	P	22 22	ARH ARH

1.Publication number of literature.  
2.The latest revision level.

3.Indicates number of holes punched in manual for use with hard cover ringed binder.  
4.Price per manual.

TITLE					1	2	3	4
DIAGRAMS, WIRE LIST CH.12 (USE AE116-B)								
CHASSIS 2 WIRE LIST CE MANUAL					60380600	B	22	ARH
CHASSIS 4 WIRE LIST CE MANUAL					60380700	B	22	ARH
CHASSIS 5 WIPE LIST CE MANUAL					60380800	G	22	ARH
CHASSIS 9 WIRE LIST CE MANUAL					60380900	R	22	ARH
CHASSIS 10 WIRE LIST CE MANUAL					60381000	C	22	ARH
CHASSIS 13 WIRE LIST CE MANUAL					60381100	C	22	ARH
CHASSIS 14 WIRE LIST CE MANUAL					60381200	D	22	ARH
CHASSIS 15 WIRE LIST CE MANUAL					60381300	C	22	ARH
CHASSIS 16 WIRE LIST CE MANUAL					60381400	C	22	ARH
CABLE TABS CE MANUAL					60321600	G	22	ARH
AT155-A (10173-4/5, 10174-2) ADDITIONAL MEMORY ACCESS FOR 6614-D								
CHASSIS 9 (ONLY) DIAGRAMS, W/L, C/P CE MAN.					60374500	B	22	ARH
CHASSIS NO.	USE MANUALS FOR	DIAGRAMS PUB. NO.	CHASSIS TABS PUB.NO.					
**** 1	AA103-A	*60284100	**60285300					
4	6614-D	60224800	60247000					
5	AA103-A	***60287300	60293300					
6	6614-D	60224800	60247200					
7	6614-D	60224800	60247300					
8	6614-D	60224800	60247400					
10	AA103-A	60287400	60293500					
11	AA103-A	60287400	60293700					
12	AA103-A	60287400	60293900					
* FOR 20 PPU S USE THIS MANUAL PLUS DIFFERENCE PAGES FROM AT176-A/AT145 MANUAL, PUB.NO. 60370600								
** FOR 20 PPU S COMPLETE CHASSIS 1 AND 3 TABS ARE INCLUDED IN AT176-A/AT145 MANUAL, PUB.NO. 60370600								
*** USE ONLY CHASSIS 5 PORTION OF THIS MANUAL.								
**** THIS DOCUMENTATION SHOULD BE USED INSTEAD OF 6600-D CHASSTS 1 PLUS AT170-A OPTION MANUAL WHICH IS OBSOLETE								
AT156-A (10173-3/4, 10174-1) ADDITIONAL MEMORY ACCESS FOR 6613-D								
CHASSIS 9 (USE AT155-A)								
CHASSIS NO.	USE MANUALS FOR	DIAGRAMS PUB. NO.	CHASSIS TABS PUB.NO.					
**** 1	AA104-A	*60284100	**60285300					
4	6613-D	60224800	60247000					
5	AA104-A	***60287300	60293300					

1.Publication number of literature.  
2.The latest revision level.

3.Indicates number of holes punched in manual for use with hard cover ringed binder.  
4.Price per manual.

TITLE				1	2	3	4
6	6613-D	60224800	60247200				
7	6613-D	60224800	60247300				
8	6613-D	60224800	60247400				
10	AA104-A	60287400	60293600				
11/15	AA104-A	60287400	60293800				
12	AA104-A	60287400	60294000				
13	AA104-A	60287400	60294100				
14	AA104-A	60287400	60294200				
16	AA104-A	60287400	60294300				
<p>* FOR 20 PPU S USE THIS MANUAL PLUS DIFFERENCE PAGES FROM AT176-A/AT145 MANUAL, PUB.NO. 60370600.</p> <p>** FOR 20 PPU S COMPLETE CHASSIS 1 AND 3 TABS ARE INCLUDED IN AT176-A/AT145 MANUAL, PUB.NO. 60370600.</p> <p>*** USE ONLY CHASSIS 5 PORTION OF THIS MANUAL.</p> <p>**** THIS DOCUMENTATION SHOULD BE USED INSTEAD OF 6600-D CHASSIS 1 PLUS AT130-A OPTION MANUAL.</p> <p>AT160-A (ST.OP.10173) REQUIRED WHEN A 6500-A/B/C HAS AN ADDITIONAL MEMORY ACCESS ADDED (AT149-A OR AT152-A) CE INFO (USE AT141-A)</p> <p>AT162-A ADDITIONAL PPU (USE AA108-A OR 6400-D MANUALS)</p> <p>AT163-A ADDITIONAL PPU (USE AA108-A OR 6400-D MANUALS)</p> <p>AT164-A ADDITIONAL PPU (USE AA108-A OR 6400-D MANUALS)</p> <p>AT165-A (10256-3) 3200 BDP OPTION CE INFO (USE AT146-A)</p> <p>AT168-A (ST.OP. 10105 ) MEMORY INCREMENT TO 131K FOR 6614-E/6714 COMPUTER SYSTEMS (USE AA103-A)</p> <p>AT168-B (ST.OP.10180-1) 32K MEMORY INCR TO 98K FOR AA103-A COMPUTER REFERENCE/CE MANUAL ALSO ORDER MANUALS LISTED FOR CHASSIS 10, 11,12,13,14,15,16 FOR AA104-A</p> <p>AT168-C (ST.OP. 10105 ) MEMORY INCREMENT TO 131K FOR 6614-A/B/C WITH AT153-A (USE AT154-A)</p>							
				60315500	A	2?	ARH

1.Publication number of literature.  
2.The latest revision level.

3.Indicates number of holes punched in manual for use with hard cover ringed binder.  
4.Price per manual.

TITLE	1	2	3	4
AT168-E (ST.OP. 10105-A) MEMORY INCREMENT TO 131K FOR 6614-A COMPUTER SYSTEM (USE 6613-A/B/C)				
AT168-F (ST.OP. 10105-B) MEMORY INCREMENT TO 131K FOR 6614-B/C COMPUTER SYSTEM (USE 6613-A/B/C)				
AT168-G (ST.OP. 10180-1) 32K MEMORY INCREMENT FOR 6614-A/B/C REF/CE MANUAL	60317200	A	22	ARH
AT168-J (ST.OP.10180-1) 32K MEMORY INCR TO 98K FOR 6614-D CENTRAL COMPUTER REFERENCE/CE MANUAL ALSO ORDER MANUALS LISTED FOR CHASSIS 9,	60295900	A	22	ARH
AT174-A ( ) PERIPHERAL PROCESSOR CE INFO (USE AA106-A)				
AT176-A (10173) ADDITIONAL PPU CHASSIS FOR 6000 COMPUTERS (INCREMENT TO 20 PPU S) CE INFO (USE AT145-A/B/C)				
AT177-A/B/C (10173) EXTERNAL DATA CHANNEL CE MANUAL	60318900	F	22	ARH
AT194-A (6500-D OR 6500-E WITH ECS) ECS CAPABILITY FOR AA105-A WITH AT141-A OR ECS CAPABILITY FOR 6400-D WITH AT198-A				
FOR 6500-D CHASSIS 3 DIAGRAMS, WIRE LIST CE MANUAL CHASSIS 2 AND 6 DIAGRAMS, WIRE LIST INFO (IDENTICAL TO 6500-C WITH ECS - SEE AT195-A) CHASSIS 8 DIAGRAMS, WIRE LIST INFO (IDENTICAL TO 6500-E WITH ECS - SEE NEXT ENTRY BELOW)	60416700	G	22	ARH
FOR 6500-E CHASSIS 2/6,3,8 DIAGRAMS, WIRE LIST CE MAN	60401200	G	22	ARH
AT195-A (6500-A/B/C WITH ECS) ECS CAPABILITY FOR 6500-A/B/C CHASSIS 2,3,8 DIAGRAMS, WIPE LIST CE MANUAL	60344800	F	22	ARH
AT196-A (6500-A/B/C) SECOND CPU FOR 641X-A/B/C USE 6400-A/B/C UNLESS DT117-A OR AT195-A ARE INSTALLED IN WHICH CASE USE MANUALS LISTED UNDER AT195-A.				
AT197-A (6500-A) SECOND CPU FOR 6404-A MAKES A 6514-A (SEE AT196-A)				

1.Publication number of literature.

2.The latest revision level.

3.Indicates number of holes punched in manual for use with hard cover ringed binder.

4.Price per manual.

TITLE	1	2	3	4
AT198-A (6500-D) SECOND CPU FOR 641X-D USE 6400-D UNLESS AT194-A IS INSTALLED IN WHICH CASE USE MANUALS LISTED UNDER AT194-A.				
AT217-A (6200-E, 6014, 6015) CPU CONVERSION FOR AA108-A/B/C/D OR AA105-A DIAGRAMS, WIRE LISTS CE MANUAL (CHASSIS 8)	60404900	A	22	ARH
DIAGRAMS, WIRE LISTS CE MANUAL (CHASSIS 2)	60404800	B	22	ARH
AT217-A ( ) CPU CONVERSION FOR 6415-D OR 6414-D DIAGRAMS CE MANUAL	60419500	D	22	ARH
CHASSIS 2 WIRE LISTS CE MANUAL	60419600	C	22	ARH
CHASSIS 8 WIRE LISTS CE MANUAL	60419700	B	22	ARH
AT219-A (CYBER 74-XX) ECS COUPLER ENABLE CE INFO (INCLUDED IN AA117-A, CHASSIS 9 MANUALS)				
AT224-A (10267-1) 64 BIT INCREMENT TO 128 BITS FOR INTERLOCK REGISTER CE INFO (USE AA115-A, CHASSIS 3)				
AT226-A (73-XX, 10270-2, 10272-1/2) SPEED INCREMENT FOR AA115-A BASIC UNIFIED PROCESSOR AND AT227-A SECOND BASIC UNIFIED PROCESSOR CHASSIS 2 AND 6 WIRE LISTS CE MANUAL	60370300	T	22	ARH
CHASSIS 2 AND 6 DIAGRAMS CE MANUAL (DIFFERENCE PAGES ONLY, ALSO ORDER AA115-A CHASSIS 2 AND 6 DIAGRAMS) COMMAND TIMING INFO (USE AA115-A)	60369900	N	22	ARH
AT227-A (72-XX, 73-XX) SECOND BASIC UNIFIED PROCESSOR (CHASSIS 6) CE INFO (USE AT226-A)				
AT231-A (72-XX, 73-XX) 16K INCREMENT TO 65K CE INFO (USE AA115-A)				
AT232-A (72-XX, 73-XX) 16K INCREMENT TO 49K CE INFO (USE AA115-A)				
AT233-A (10268-3, 10269-3) 3 PPU INCR TO 20 PPU S FOR AA115-A OR AA117-A CE INFO (USE AA115-A, CHASSIS 1)				
AT234-A ( ) 4 PPU INCREMENT TO 14 PPU S FOR AA117-A CE INFO (USE AA115-A, CHASSIS 1)				
AT235-A (10268-2, 10269-2) 3 PPU INCR TO 17 PPU S FOR AA115-A OR AA117-A				

1. Publication number of literature.  
2. The latest revision level.

3. Indicates number of holes punched in manual for use with hard cover ringed binder.  
4. Price per manual.

TITLE	1	2	3	4
CE INFO (USE AA115-A, CHASSIS 1)				
AT236-A (72-XX, 73-XX, 74-XX, 10265-4, 10264-4 32K INCR TO 131K FOR AA115-A OR AA117-A CE INFO (USE AT237-A)				
AT237-A (72-XX, 73-XX, 74-XX, 10264-3, 10265-3) 32K INCREMENT TO 98K FOR AA115-A OR AA117-A. CHASSIS 13 AND 15 WIRE LISTS CE MANUAL CHASSIS 13 AND 15 DIAGRAMS CE MANUAL CHASSIS 14 AND 16 WIRE LISTS CE MANUAL CHASSIS 14 AND 16 DIAGRAMS CE MANUAL	60370400 60369800 60370500 60390600	J E G F	22 22 22 22	ARH ARH ARH ARH
AT239-A (CYBER 74-XX) 32K TO 49K INCREMENT CE INFO (INCLUDED IN AA117-A, CHASSIS 9, 10, 11 AND 12 MANUALS)				
AT247-A (7030) EGS INTERFACE LOGIC CE INFO (USE AA115-A, CHASSIS 8)				
AT248-A (10276-1) AUTO-RESTART OPTION CE INFO (USE AA116-A)				
AT249-A (7030-XX) FCS COUPLER ENABLE DIAGRAMS INFO (USE AA117-A)				
AT250-A ( ) 4 PPU INCREMENT TO 14 PPU S FOR AA115-A CE INFO (USE AA115-A, CHASSIS 1)				
AT251-A (CYBER 72/73/74) EXTERNAL DATA CHANNEL CE MANUAL	60392700	F	22	ARH
AT259-A ( ) REGISTER FILE PARITY - ABNORMAL INTERRUPT EXPANSION REF/CE MANUAL	60375600	G	22	ARH
AT260-A ( ) PAGE FILE PARITY REFERENCE/CE MANUAL	60375700	D	22	ARH
AT265-A/R ( ) ADDITIONAL PPU CHASSIS FOR 6000 COMPUTERS (INCREMENT TO 20 PPU S) CE INFO (USE AT145-A/R/C)				
AT267-A (CYBER 72/73) COMPARE/MOVE LOGIC CE INFO (USE AA115-A, CHASSIS 4)				
AT269-A (7611-11) SERVICE STATION CLOCK CE MANUAL	60405200	A	22	ARH
AT270-A (7611-11) SERVICE STATION ENABLE CE INFO (USE AT269-A)				

1. Publication number of literature.  
2. The latest revision level.

3. Indicates number of holes punched in manual for use with hard cover ringed binder.  
4. Price per manual.



TITLE	1	2	3	4
AT271-A (7700) LCM FLAG REGISTER INCREMENT CE INFO (USE AA121-A)				
AT281-A (SP.OP. 65102) AC105/3304 BUS PARITY CE MANUAL	60425000	A	22	ARH
AT282-A (SP.OP. 65102) BDP BUS PARITY CE INFO (USE AT281-A)				
AT283-A (SP.OP. 65102) PAGE FILE BUS PARITY CE INFO (USE AT281-A)				
AT284-A (SP.OP. 65102) 3316 MULTIPLEXER BUS PARITY CE INFO (USE AT281-A)				
AT285-A (SP.OP. 65102) BB316/BB105-A/3302 BUS PARITY CE INFO (USE AT281-A)				
AT286-A (SP.OP. 65102) BB351/BB105-B BUS PARITY CE INFO (USE AT281-A)				
AT289-A (ST.OP.10309-1/2) GO MODE FROM INTERRUPT FOR THE AC104-A AND AC106-A/B C.E. MANUAL	60417600	A	34	ARH
AT292-A (ST.OP. 10308-2) GO MODE FROM INTERUPT CE MANUAL	60423500	A	22	ARH
AT293-A (ST.OP. 10308-2) SDL EXECUTION IN PROGRAM STATE CE INFO (USE AT292-A)				
AT294-A (ST.OP.10309-1) EXECUTE SDL IN PROGRAM STATE FOR AC104-A CE INFO (USE AT289-A)				
AT295-A (ST.OP.10309-2) EXECUTE SDL IN PROGRAM STATE FOR AC106-A/B CE INFO (USE AT289-A)				
AT303-A ( ) ADJUNCT PPU REFRIGERATION INFO (USE GH223-A)				
AT310-A TTL AQ-OSA CE MANUAL	89758600	01	22	LJL
AT311-A (76-XXX, ST.OP.10348-1) I/O MUX CHANNEL CE INFO (USE AA106-A)				
AT312-A (ST.OP.10348-2) I/O MUX CHANNEL				

1.Publication number of literature.  
2.The latest revision level.

3.Indicates number of holes punched in manual for use with hard cover ringed binder.  
4.Price per manual.

TITLE	1	2	3	4
CE INFO (USE AA106-A)				
AU102-A (7700) MEMORY SHARING UNIT CE INFO (USE AA121-A AND AD102-A)				
BB104-A ( ) STORAGE MODULE CE MANUAL	60323500	C	22	ARH
BB105-A (3172) MAGNETIC CORE STORAGE CE INFO (USE 3304-B, CATALOG SECTION 2) CARD PLACEMENT, EQ SUM, WIRE LISTS CE MANUAL	60323100	A	22	ARH
BB106-A ( ) STORAGE MODULE CE MANUAL OPERATION/PROGRAMMING INFO (USE 3100 COMPUTER SYSTEM REF MANUAL OR 3150 COMPUTER SYSTEM REF MANUAL OR 3200 COMPUTER SYSTEM REF MANUAL INSTALLATION/CHECKOUT INFO (USE 3000 SERIES SITE PREPARATION MANUAL)	60409400	A	22	ARH
BB107-A ( ) STORAGE MODULE CE AND REF INFO (SEE BB106-A)				
BB201-A (7700) SCM INCREMENT CE INFO (USE AA121-A AND AD102-A)				
BB310-A (1708) STORAGE INCREMENT				
BB311-A (1708) STORAGE INCREMENT				
BB312-A (1708) STORAGE INCREMENT				
BB313-A (3502) STORAGE MODULE CE MANUAL	60210200	AC	22	ARH
BB314-A (3502) STORAGE MODULE CE INFO (USE BB313-A)				
BB316-A STORAGE MODULE (USE 3302-A, CATALOG SEC. 2)				
BB319-A (6634-C) EXTENDED CORE STORAGE ASSEMBLY DIAGRAMS, CIRC. DESC., WIRE LIST CE MANUAL	60209600	W	22	ARH
STACK ASSEMBLY-DIAGRAMS, CIRC DESC, MAINT CE MANUALS (DESCRIBES STACK ONLY)	60217600	D	22	ARH
MAINTENANCE, MAINTENANCE AIDS CE MANUAL	60289200	K	22	ARH
BB319-B (6634-D) EXTENDED CORE STORAGE ASSEMBLY (USE MANUALS UNDER BB319-A)				
BB323-A (6635-C) EXTENDED CORE STORAGE ASSEMBLY DIAGRAMS, CIRC. DESC., PARTS LIST, CARD	60212200	W	22	ARH

1. Publication number of literature.

2. The latest revision level.

3. Indicates number of holes punched in manual for use with hard cover ringed binder.

4. Price per manual.

TITLE	1	2	3	4
PLACEMENT OF MANUAL STACK ASSEMBLY OF MANUAL (USE MANUAL LISTED UNDER BB319-A) CHASSIS TABS, CABLE TABS OF MANUAL MAINTENANCE, MAINTENANCE AIDS (USE BB319-A)	60230300	S	22	ARH
BB323-B (6635-D) EXTEND CORE STORAGE ASSEMBLY (USE BB323-A MANUALS)				
BB324-B (6636-D) EXTENDED CORE STORAGE ASSEMBLY (USE BB323-A MANUALS)				
BB325-A (6633-C) EXTENDED CORE STORAGE ASSEMBLY (USE BB319-A MANUALS)				
BB325-B (6633-D) EXTENDED CORE STORAGE ASSEMBLY (USE BB319-A MANUALS)				
BB328-A (1772-1, 90104, 90108-2) MEM INCREMENT OF INFO (USE AB103-A)				
BB329-A (1772-2, 90104, 90108-1) MEM INCREMENT OF INFO (USE AB103-A)				
BB343-B (ST.OP. 10178 ) MEMORY INCREMENT 98K TO 131K FOR 6414/6514-D REFERENCE AT140-G/H 6414-D PRIOR TO OPT (USE 6413-D) NOT FOR USE WITH AT139 OR AT137 (USE BB343-C INSTEAD				
BB343-C (ST. OP. 10178 ) MEMORY INCREMENT 98K TO 131K FOR AT140-A/B 6414-E (INCLUDED IN AA105-A MANUALS) ALSO APPLIES TO 6414/6514-D WITH SPIGOT				
BB346-A (SP.OP. 60058-A) MEMORY INCREMENT 32K TO 65K FOR 6605/6615-A (USE 6604/14-A)				
BB349-A (ST.OP. 10177 ) MEMORY INCREMENT 49K TO 65K FOR 6415-C (USE 6414-A/B/C)				
BB349-B (ST.OP. 10177 ) MEMORY INCREMENT 49K TO 65K FOR 6415-D (USE 6414-D)				
BB349-C (ST.OP. 10177 ) MEMORY INCREMENT 49K TO 65K FOR 6415-E (AA108-A) (USE AA105-A)				
BB351-A ( ) STORAGE MODULE				

1. Publication number of literature.  
 2. The latest revision level.

3. Indicates number of holes punched in manual for use with hard cover ringed binder.  
 4. Price per manual.

TITLE	1	2	3	4
CE MANUAL	60316100	C	22	ARH
BB353-A ( ) STORAGE MODULE CE INFO (USE BB104-A)				
BB354-A ( ) STORAGE INCREMENT CE INFO (USE GH408-A/B)				
BB355-A ( ) STORAGE INCREMENT CE INFO (USE GH408-A/B)				
BB360-A ( ) LARGE CORE MEMORY INCREMENT CE INFO (USE AC113-A)				
BB360-B (76-XXX) LARGE CORE MEMORY INCREMENT CE INFO (USE AA106-A OR AC113-A)				
BB361-A ( ) SMALL CORE MEMORY INCREMENT CE INFO (USE AC113-A)				
BB365-A (ST.OP. 10179-1) 16K INCREMENT TO 49K REF/CE MANUAL	60316000	B	22	ARH
BB365-R (ST. OPT. 10179-1) 16K MEMORY INCR. FOR 6615-D CENTRAL COMPUTER REFERENCE/CE MANUAL	60315900	B	22	ARH
BB366-A ( ) 32K INCREMENT TO 65K FOR AA103-A USE AA103-A MANUALS				
BB367-A ( ) 16K INCREMENT TO 65K FOR AA103-A USE AA103-A MANUALS				
BB370-A ( ) MEM MODIFICATION FOR 6600 REFERENCE/CE MANUAL	60319800	B	22	ARH
BB372-A (731-XX, 732-XX, 730-100) 750 NANO- SECOND CORE STORAGE MODULE CE MANUAL	60346500	C	22	ARH
BB377-A (733-140, 10274-1) 4K INCREMENT CE INFO (USE FV156-A)				
BB381-A (1772-2, 90108-3) MEMORY INCREMENT CE INFO (USE AB103-A)				
BB382-A (1772-2, 90108-3) MEMORY MODULE CE INFO (USE AB103-A)				
BB385-A/B (1772-2) MEMORY MODULE CE INFO (USE AB103-A)				

1. Publication number of literature.

2. The latest revision level.

3. Indicates number of holes punched in manual for use with hard cover ringed binder.

4. Price per manual.

TITLE	1	2	3	4
BB386-A (1772-1) STORAGE INCREMENT CE INFO (USE AB103-A)				
BB387-A ( ) MEMORY MODULE CE INFO (USE AB103-A)				
BB393-A (7030-4/8/16) EXTENDED CORE STORAGE CE INFO (USE BB323-A)				
BB394-A (7030-2) EXTENDED CORE STORAGE CE INFO (USE BB319-A)				
BB395-A (7030-1) EXTENDED CORE STORAGE CE INFO (USE BB319-A)				
BB397-A (CYBER 74-XX) 65K TO 32K DECREMENT CE INFO (INCLUDED IN AA117-A, CHASSIS 9, 10, 11 AND 12 MANUALS)				
BB399-A (10273-2) MEMORY INCREMENT MODULE CE INFO (USE AA116-A)				
BB400-A (10273-3) MEMORY INCREMENT MODULE CE INFO (USE AA116-A)				
BB402-A ( ) CORE STORAGE MODULE CE MANUAL	60389600	A	22	ARH
BB405-A (7700) LCM INCREMENT CE INFO (USE AA121-A)				
BE1A2 (9545-14) MAGNETIC TAPE TRANSPORT PARTS LIST (A01-A02 AND ABOVE) CE MANUAL REF/CE MANUAL (EXCEPT PARTS LIST)	49487900 49487800	B A	22 22	VFD VFD
BE1A3 (9525-14) MAGNETIC TAPE TRANSPORT PARTS LIST (A01 AND ABOVE) CE MANUAL REF/CE MANUAL (EXCEPT PARTS LIST)	49488200 49486400	C A	22 22	VFD VFD
BE101 (604-2) MAGNETIC TAPE TRANSPORT GENERAL DESCRIPTION, DIAGRAMS CE MANUAL PARTS LIST (A04-07 B04 AND ABOVE, C02 AND A00VE) CE MANUAL	49755600 41240000	A E	22 22	VFD VFD
BE102 (604) MAGNETIC TAPE TRANSPORT THEORY OF OPERATION, DIAGRAMS, WIRE LIST CE MANUAL DESCRIPTION, OPERATION, INSTALLATION, CHECKOUT, MAINTENANCE CE MANUAL PARTS LIST CE MANUAL	40860800 40860700 40864100	J E G	22 22 22	VFD VFD VFD
BE103 (657-1) MAGNETIC TAPE TRANSPORT PARTS LIST CE MANUAL	49815000	G	22	VFD

1. Publication number of literature.  
2. The latest revision level.

3. Indicates number of holes punched in manual for use with hard cover ringed binder.  
4. Price per manual.

TITLE	1	2	3	4
GEN DESC., THEO OF OPER, MAINT. CE MANUAL	49750300	F	22	VFD
DIAGRAMS CE MANUAL	49750400	D	34	VFD
BE104 (657-2) MAGNETIC TAPE TRANSPORT CE INFO (USE BE103)				
BE2A1 (9568) MAGNETIC TAPE TRANSPORT PARTS LIST (A01 AND ABOVE) CE MANUAL	41243800	B	22	VFD
REF/CE MANUAL (EXCEPT PARTS LIST)	40869700	D	22	VFD
BE2A2 (9585-14) MAGNETIC TAPE TRANSPORT PARTS LIST (A01 AND ABOVE) CE MANUAL	49487300	B	22	VFD
REF/CE MANUAL (EXCEPT PARTS LIST)	49487200	A	22	VFD
BE2A3-A (9565-14) MAGNETIC TAPE TRANSPORT PARTS LIST (A01 AND ABOVE) CE MANUAL	49487500	C	22	VFD
REF/CE MANUAL (EXCEPT PARTS LIST)	49487400	A	22	VFD
BE222 (607-2) MAGNETIC TAPE TRANSPORT REFEPENCE/CE MANUAL (INCLUDES BE423) (INCLUDES PMI/PMP) PARTS LIST CE INFO. (USE BE101)	40869901	C	22	VFD
BF223 (657-3) MAGNETIC TAPE TRANSPORT CE INFO (USE BE103) PARTS LIST CE MANUAL	49815100	F	22	VFD
BE224 (657-4) MAGNETIC TAPE TRANSPORT CE INFO (USE BE103)				
BE4A1 (9560) MAGNETIC TAPE TRANSPORT REF/CE MANUAL (EXCEPT PARTS LIST)	40868700	C	22	VFD
PARTS LIST CE MANUAL	41242100	C	22	VFD
BE4A1/BT103 (9560 WITH SP0 68024) MAGNETIC TAPE TRANSPORT CE MANUAL	49859400	A	22	VFD
BE4A2 (9565) GEN DESC. THEO OF OPER, MAINT. CE MANUAL PARTS LIST CE INFO. (USE BE4A1)	49755700	B	22	VFD
BE4A9 (9585) MAGNETIC TAPE TRANSPORT GEN DESC, THEO OF OPER, MAINT. CE MANUAL	49755700	B	22	VFD
PARTS LIST (A01, B01 AND ABOVE CE MANUAL)	40801800	D	22	VFD
BE4B1 (9545) MAGNETIC TAPE TRANSPORT GEN DESC, THEO OF OPER, MAINT. CE MANUAL	49755700	B	22	VFD
PARTS LIST (A02, B02 AND ABOVE) CE MANUAL	40821900	E	22	VFD
BE4B2 (9525) MAGNETIC TAPE TRANSPORT GEN DESC, THEO OF OPER, MAINT. CE MANUAL	49755700	B	22	VFD
DIAGRAMS CE MANUAL	49755800	C	22	VFD

1. Publication number of literature.

2. The latest revision level.

3. Indicates number of holes punched in manual for use with hard cover ringed binder.

4. Price per manual.

TITLE	1	2	3	4
BE4B3 (9540) MAGNETIC TAPE TRANSPORT PARTS LIST (A04, B04 AND ABOVE) CE INFO. (USE BE4B1) REF/CE MANUAL (EXCEPT PARTS LIST)	40817400	B	22	VFD
3F4B3/BT115 (9540 WITH SPO 68025) MAGNETIC TAPE TRANSPORT REF/CE MANUAL	49859100	A	22	VFD
BE4B4 (9580) MAGNETIC TAPE TRANSPORT REF/CE MANUAL (EXCEPT PARTS LIST) PARTS LIST CE INFO. (USE BE4A9)	40824200	A	22	VFD
BE4B4 WITH BT116 (9580 WITH SPO.68023)	49859200	B	22	VFD
BE4B5 (9520) MAGNETIC TAPE TRANSPORT PARTS LIST (A01, B01 AND ABOVE) CE INFO. (USE BE4B2) DIAGRAMS, WIRE LIST CE MANUAL REF/CE MANUAL (EXCEPT PARTS LIST) PARTS LIST	49859300 40808200 40819900	A B C	22 22 22	VFD VFD VFD
BE4B8 (9585-11) MAGNETIC TAPE TRANSPORT PARTS LIST (A01 AND ABOVE) CE MANUAL REF/CE MANUAL	49800300 49484600	C B	22 22	VFD VFD
BE4B9 (9525-13) MAGNETIC TAPE TRANSPORT REF/CE MANUAL (EXCEPT PARTS LIST) PARTS LIST (A01 AND ABOVE) CE MANUAL	49488300 49488400	A C	22 22	VFD VFD
BE4C1 (9545-13) MAGNETIC TAPE TRANSPORT REF/CE MANUAL (EXCEPT PARTS LIST) PARTS LIST CE MANUAL	49488000 49488100	A B	22 22	VFD VFD
BE4C2 (9565-13) MAGNETIC TAPE TRANSPORT REF/CE MANUAL (EXCEPT PARTS LIST) PARTS LIST (A01 AND ABOVE) CE MANUAL	49487600 49487700	A C	22 22	VFD VFD
BE4C3 (9585-13) MAGNETIC TAPE TRANSPORT REF/CE MANUAL (EXCEPT PARTS LIST) PARTS LIST (A01 AND ABOVE) CE MANUAL	49487000 49487100	A B	22 22	VFD VFD
BE4C4 (9519) MAGNETIC TAPE TRANSPORT PARTS LIST CE MANUAL SPECIAL CARD MANUAL	49488600 49932700	E A	22 22	VFD VFD
BE401 (609) MAGNETIC TAPE TRANSPORT THEORY OF OPERATION, DIAGRAMS, WIRE LIST CE MANUAL DESCRIPTION, OPERATION, INSTALLATION CHECKOUT, MAINTENANCE CE MANUAL PARTS LIST CE INFO. (USE BE102)	40861000 40860900	H E	22 22	VFD VFD

1. Publication number of literature.  
2. The latest revision level.

3. Indicates number of holes punched in manual for use with hard cover ringed binder.  
4. Price per manual.

TITLE	1	2	3	4
BE406 (659-1) MAGNETIC TAPE TRANSPORT GEN DESC., THEO OF OPER, MAINT CE MANUAL DIAGRAMS CE MANUAL PARTS LIST CE MANUAL	49750600 49750700 49815200	G G H	22 34 22	VFD VFD VFD
BE407 (659-2) MAGNETIC TAPE TRANSPORT CE INFO (USE BE406)				
BE408 (659-3) MAGNETIC TAPE TRANSPORT CE INFO (USE BE406) PARTS LIST CE MANUAL	70603900	J	22	VFD
BE409 (659-4) MAGNETIC TAPE TRANSPORT CE INFO (USE BE406) PARTS LIST (A01, B01 AND ABOVE) CE INFO. (USE BE408)				
BE423 ( ) NINE TRACK OPTION (SEE BE222)				
BG105-A/B DRUM STORAGE UNITS,DIAGS, CIRC DESC, MAINT,P/L,C/P, EQ SUM, W/L	60210400	C	22	NRM
BG108-C/D/863-C DRUM STORAGE UNIT CE MAN.	70606700	A	22	NRM
BG111-A/C MICRO DRUM CE MANUAL	40808600	B	22	NRM
BG111D-G MICRO DRUM GEN DESC., OPER., PARTS DATA, MAINT., THEO. OF OPER., CE MANUAL	70622100	B	22	NRM
BG113 DRUM STORAGE UNIT GEN DESC,MAINT AIDS, EQ SUM, W/L DIAGS CE MANUAL	70607500	B	22	NRM
BG504 A-H DRUM MEMORY SUBSYSTEM HARDWARE REF/CE MANUAL	39731700	C	22	LJL
BH1A9/BH2A1 DISK FILE THEORY OF DIAGRAMS, WIRE LIST CE MANUAL	70607100	A	22	NRM
BH2A1 DISK FILE SYSTEM PARTS DATA	70606900	B	22	NRM
BH405 DISK FILE CLOCK WRITER/EXERCISER CE MANUAL TROUBLESHOOTING GUIDE	70615800 59349900	B A	22 22	NRM NRM
BH405-C DISK FILE GEN DESC.,OPER.,INSTAL., CHECKOUT, MAINTENANCE PPFLIM.ED. CE MANUAL THEO OF OPER., DIAGS., WIRE LIST CE MANUAL PARTS DATA CE MANUAL	41242300 41242200 41242400	B F C	22 22 22	NRM NRM NRM
BH408/410 DISK FILE GENERAL DESCRIPTION	70601300	B	22	NRM

1.Publication number of literature.  
2.The latest revision level.

3.Indicates number of holes punched in manual for use with hard cover ringed binder.  
4.Price per manual.



TITLE	1	2	3	4
OPER., INSTALL. AND CHECKOUT, MAINT. CE MAN. PARTS LIST MOD A07,A08 AND ABOVE CE MANUAL	70601500	D	22	NRM
THEORY, DIAGRAMS AND WIRE LIST MANUAL	70601400	G	22	NRM
TROUBLE SHOOTING GUIDE CE MANUAL	86811400	A	22	NRM
9J1A7 DISK STORAGE DRIVE--ALSO LISTED AS 9451 DIAGRAMS AND WIRE LIST CE MANUAL	41241700	B	22	NRM
8J1A9 PARTS LIST MOD A13,B13 ABOVE CE MANUAL	70605300	C	22	NRM
8J103 DISK STORAGE DRIVE PARTS LIST	70605000	C	22	NRM
8J104-A/B DISK STORAGE DRIVE DIAGS AND WIRE LIST CE MANUAL	70604400	E	22	NRM
PARTS LIST MODS A13, B13 AND ABOVE MAINTENANCE CE MANUAL	70604500	C	22	NRM
	70604300	C	22	NRM
8J2A2 DISK STORAGE DRIVE DIAGS. AND W/L MAINTENANCE MANUAL	41249700	D	22	NRM
PARTS DATA CE MANUAL	41249600	B	22	NRM
	41249800	B	22	NRM
8J3A1 DISK STORAGE DRIVE A12 ABOVE, B12 ABOVE PARTS LIST	41249500	C	22	NRM
DIAGS, CIRC DESC., C/P, W/L, CE MANUAL	41249400	D	22	NRM
8J3A1-A/B DISK STORAGE DRIVE MAINT.CE MANUAL	41249300	C	22	NRM
8J3A3 DISK STORAGE DRIVE-DUAL DISK DRIVE PARTS	70606500	B	22	NRM
8J5XX STORAGE MODULE DRIVE PARTS DATA CE MANUAL	70631100	L	3	NRM
REFERENCE MANUAL	70631000	D	3	NRM
MAINTENANCE MANUAL	70630900	K	3	NRM
8J6XX STORAGE MODULE DRIVE MAINTENANCE MANUAL	83310800	C	3	NRM
REFERENCE MANUAL	83310900	B	3	NRM
8J7XX STORAGE MODULE DRIVE MAINTENANCE MANUAL	83308400	A	3	NRM
REFERENCE MANUAL	83308500	A	3	NRM
PARTS DATA MANUAL	83308600	A	3	NRM
8K3A1 DUAL DISK DRIVE PARTS LIST CE MANUAL	70604700	D	22	NRM
8M1A1/8M1A3 MULTIPLE DISK DRIVE DIAGS, W/L CE	41249200	A	22	NRM
8M1A1,2,3,4 PARTS DATA CE MANUAL	70605500	D	22	NRM
8M1A2-A/B/8M1A4-A/B MULTIPLE DISK DRIVE DIAGS, WIRE LIST CE MANUAL	70602300	A	22	NRM
MAINTENANCE CE MANUAL	70602200	A	22	NRM

1.Publication number of literature.  
2.The latest revision level.

3.Indicates number of holes punched in manual for use with hard cover ringed binder.  
4.Price per manual.

TITLE	1	2	3	4
BM1A5/BM1A6 MULT. DISK DR MOD R01/ABOVE PARTS	70601900	K	22	NRM
BM1A5/BM1A7 MULTIPLE DISK DRIVE THEORY OF OPER DIAGRAMS, MAINTENANCE AIDS, WIRE LISTS	70602500	H	22	NRM
GENERAL DESCRIPTION, OPERATION, INSTALLATION AND CHECKOUT, MAINTENANCE CE MANUAL	70602400	G	22	NRM
BM1A6/BM1A8 MULTIPLE DISK DR. GEN. DESC., OPER. INST.CHKOUT,MAINT, CE MAN	41243900	E	22	NRM
BM1B1/3-A/B GENERAL DESCRIPTION MANUAL OP., DIAGRAMS, MAINT.	70603300	G	22	NRM
THEORY OF OPER. DIAGS, MAINT AIDS, WIRE LIST CE MANUAL	70603400	H	22	NRM
BM1B1,2,3,4 AND A02,B02 AND ABOVE, MULT DK DR	70603500	H	22	NRM
BM1B2-A/B, BM1B4-A/B MULT. DISK DR GEN DESC. OPER., INST., AND CHKOUT MAINT. MAN.	70603600	D	22	NRM
THEO OF OP,DIAG,MAINT AIDS,WIRE LIST CE MAN	70603700	D	22	NRM
BM1B5-B/BM1B6-B GEN DESC.,OPER.,INST. AND CHECKOUT, MAINT. CE MANUAL PARTS LIST	40869600	J	22	NRM
BM1B7 MULTIPLE DISK DRIVE PARTS LIST CE MANUAL	70603200	A	22	NRM
BM1B7-A MULTIPLE DISK DRIVE MAINTENANCE CE	70603000	A	22	NRM
BM1B8-B/BM1B9-B MULT. DISK DRIVE MAINT., GEN. DESC., CE MANUAL	70607300	E	22	NRM
DIAG, WIRE LIST, MAINT, CE MANUAL	70607200	G	22	NRM
BM1C1-B/BM1C2-B MULTIPLE DISK DRIVE GEN DESC. THEORY OF OPER, CE MANUAL	70619500	C	22	NRM
DIAGRAMS CE MANUAL	70619600	B	22	NRM
PARTS DATA CE MANUAL	70619700	C	22	NRM
BM101/103 MULTIPLE DISK DRIVE GEN DESC., OPER., INSTAL. CKOUT., MAINT. CE MAN	41248900	J	22	NRM
THEO OF OPER., DIAGRAMS, MAINT. AIDS CE LISTS CE MANUAL	41249000	J	22	NRM
PARTS DATA CE MANUAL	41243700	L	22	NRM
BM102/104-A/B MULTIPLE DISK DRIVE GEN. DESC., OPER.,INSTL.CHKOUT,MAINT. CE MANUAL	41243500	H	22	NRM
THEO OF OPER., DIAGRAMS, MAINT AIDS, WIRE LISTS CE MAN.	41243600	J	22	NRM
PARTS DATA INFO (USE BM101/103)				
BM2A2/4 MULTIPLE DISK DRIVE MAINT, CE MANUAL	70606100	B	22	NRM
BM2A7/8 MULTIPLE DISK DRIVE MAINT. CE MANUAL	70609400	B	22	NRM
PARTS DATA CE MANUAL	70609700	F	22	NRM

1.Publication number of literature.

2.The latest revision level.

3.Indicates number of holes punched in manual for use with hard cover ringed binder.

4.Price per manual.

TITLE	1	2	3	4
THEORY OF OPER, DIAGRAMS, W/L, MAINT.AIDS CE	70609500	B	22	NRM
BM2B1 MULTIPLE DISK DRIVE				
GEN DESC, CHKOUT, MAINT. CE MANUAL	70611000	A	22	NRM
THEO OF OPER, MAINT AIDS, DIAGRAMS, W/L CE	70611100	B	22	NRM
BM2B2 MULTIPLE DISK DRIVE				
GEN DESC, CHECKOUT, MAINTENANCE CE MANUAL	70611300	D	22	NRM
PARTS DATA CE MANUAL	70611200	H	22	NRM
BM2B2-C/D MULTIPLE DISK DRIVE				
DIAGRAMS CE MANUAL	70615900	D	22	NRM
BM3A2 MULTIPLE DISK DRIVE PARTS DATA CE MAN	70609200	D	22	NRM
BP2A3 DISK STORAGE UNIT A01 ABOVE PARTS DATA CE MANUAL	70605800	B	22	NRM
BR1A1 DISK STORAGE UNIT				
GEN DESC, OPER, INSTAL/CHECKOUT, THEORY OF	70609800	D	22	NRM
DIAGRAMS, MAINT AIDS, WIRE LISTS CE MANUAL	70609900	C	22	NRM
PARTS DATA CE MANUAL	70610100	J	22	NRM
DIAGRAMS, MAINT. AIDS, WIRE LIST CE MANUAL	70617000	L	22	NRM
(MODS A03, B03 AND C03 AND ABOVE)				
BR1A1-E DISK STORAGE UNIT				
MAINTENANCE MANUAL	70619200	F	22	NRM
DIAGRAMS AND WIRE LIST	70619300	H	22	NRM
PARTS DATA CE MANUAL	70619400	H	22	NRM
BR1A3 DISK STORAGE UNIT				
PARTS DATA CE MANUAL	70613100	B	22	NRM
GEN DESC, OPER, INSOLLATION/CHECKOUT, THEO	70612900	A	22	NRM
OF OP, MAINT CE MANUAL				
DIAGRAMS CE MANUAL	70613000	B	22	NRM
BR1A9 DISK STORAGE UNIT				
DIAGS, W/L, MAINT AIDS (MODS B03 AND ABOVE)	70617100	H	22	NRM
CE MANUAL				
BR1A9-B VOICE COIL DRIVE				
PARTS DATA(B01 AND ABOVE) CE MANUAL	70609300	J	22	NRM
BR1B3 DISK STORAGE UNIT DIAGRAMS AND WIRE LIST CE MANUAL	70620500	F	22	NRM
GEN DESC., THEORY OF OPER., INSTL/CHECKOUT,	70620400	C	22	NRM
MAINTENANCE CE MANUAL				
PARTS DATA CE MANUAL	70620600	G	22	NRM
BR2A1-D DISK STORAGE UNIT				
MAINTENANCE MANUAL	70616300	C	22	NRM
PARTS DATA CE MANUAL	70612600	C	22	NRM

1.Publication number of literature.  
2.The latest revision level.

3.Indicates number of holes punched in manual for use with hard cover ringed binder.  
4.Price per manual.

TITLE	1	2	3	4
BR2A1-D (SC19 AND ABOVE) DISK STORAGE UNIT PARTS DATA CE MANUAL	83311400	A	22	NRM
BR2A1-1 DISK STORAGE UNIT DIAGRAMS CE MANUAL	70616400	F	22	NRM
BR2A3 DISK STORAGE UNIT PARTS DATA CE MANUAL	70615100	A	22	NRM
BR2A6-B DISK STORAGE UNIT DTAGRAMS AND W/L PARTS DATA CE MANUAL MATNTENANCE CE MANUAL	70622700 70622800 70622600	K N H	22 22 22	NRM NRM NRM
BR2A7 DISK STORAGE UNIT DIAGRAMS AND WIRE LIST PARTS DATA CE MANUAL	70622200 70622500	L M	22 22	NRM NRM
BR2A8 DISK STORAGE UNIT DIAGRAMS AND WIRE LISTS CE MANUAL MAINTENANCE CE MANUAL	70622300 70622400	M G	22 22	NRM NRM
BR2B1 DISK STORAGE UNIT MAINTENANCE MANUAL DIAGRAMS AND WIRE LISTS	70612500 70607900	C D	22 22	NRM NRM
BR2B2/3 DISK STORAGE UNIT GENERAL DESCRIPTION, MAINTENANCE CE MANUAL DTAGRAMS, WIRE LISTS CE MANUAL PARTS DATA CE MANUAL	70631300 70631400 70631500	D F G	22 22 22	NRM NRM NRM
BR3A1-G DISK STORAGE UNIT MAINTENANCE AIDS DIAGRAMS AND WIRE LIST CE MANUAL MAINTENANCE CE MANUAL PARTS DATA (SC 07 AND ABOVE)	70613300 70613200 70626500	F F C	22 22 22	NRM NRM NRM
BR3A4 DISK STORAGE UNIT GEN DESC., THEO OF OPER., MAINTENANCE CE MANUAL DIAGRAMS CE MANUAL	70610300 70610500	D F	22 22	NRM NRM
BR3A5 DISK STORAGE UNIT PARTS DATA CE MANUAL DIAGRAMS AND WIRE LIST CE MANUAL MAINTENANCE CE MANUAL	70623700 70623600 70623500	B C A	22 22 22	NRM NRM NRM
BR3B4 DISK STORAGE UNIT MAINTENANCE MANUAL PARTS DATA MANUAL	70628200 70628400	L G	3 3	NRM NRM
BR3B5 DISK STORAGE UNIT PARTS DATA MANUAL	70630500	F	3	NRM
BR3B8 DISK STORAGE UNIT PARTS DATA CE MANUAL REFERENCE MANUAL	83301200 83301100	K C	3 3	NRM NRM

1. Publication number of literature.

2. The latest revision level.

3. Indicates number of holes punched in manual for use with hard cover ringed binder.

4. Price per manual.

TITLE	1	2	3	4
MAINTENANCE CE MANUAL	83301000	K	3	NRM NRM
BR306 DISK STORAGE UNIT REFERENCE MANUAL	83309400	B	3	NRM
MAINTENANCE CE MANUAL	83309300	C	3	NRM
PARTS DATA	83309500	C	3	NRM
BR301B DISK STORAGE UNIT				NRM
MAINTENANCE MANUAL	83305700	E	3	NRM
REFERENCE MANUAL	83305800	C	3	NRM
PARTS DATA MANUAL	83305900	E	3	NRM
BR303-A/B DISK STORAGE UNIT				
MAINTENANCE MANUAL	83311600	A	22	NRM
REFERENCE MANUAL	83311700	A	3	NRM
BR304 DISK STORAGE UNIT				
MAINTENANCE MANUAL	83313100	A	3	NRM
REFERENCE MANUAL	83313200	A	3	NRM
PARTS LIST	83313300	A	3	NRM
BR302 DISK STORAGE UNIT				
DIAGRAMS AND WIRE LIST CE MANUAL	70618500	J	22	NRM
MAINTENANCE CE MANUAL	70618400	F	22	NRM
PARTS DATA CE MANUAL	70618600	E	22	NRM
PARTS DATA CE MANUAL (S/C 09 AND ABOVE)	70626300	D	22	NRM
BR303 DISK STORAGE UNIT				
INSTALLATION/CHECKOUT, PREVENTIVE/CORRECTIVE	70629600	H	22	NRM
MAINTENANCE, DIAGRAMS, W/L, CE MANUAL				
PARTS DATA CE MANUAL	70629700	J	22	NRM
GEN DESC., OPER., THEORY OF OPERATION CE MAN	70629500	C	22	NRM NRM
BR304 DISK STORAGE UNIT				
PARTS DATA CE MANUAL	70628100	C	22	NRM
MAINTENANCE CE MANUAL	70627900	D	22	NRM
GENERAL DESCRIPTION, OPERATION, THEORY OF	70628000	C	22	NRM
OPERATION, KEY TO LOGIC, INTEGRATED CIRCUIT				
DISCRETE CIRCUITS CE MANUAL				
BR305 DISK STORAGE UNIT				
PARTS DATA CE MANUAL	83303300	C	22	NRM
REFERENCE MANUAL	83303200	A	22	NRM
PREVENTIVE/CORRECTIVE MAINTENANCE, DIAGRAMS,	83303100	B	22	NRM NRM
WIRE LISTS CE MANUAL				
BR306/7 DISK STORAGE UNIT				
PARTS DATA CE MANUAL	83308900	C	22	NRM
PREVENTIVE/CORRECTIVE MAINT., DIAGS, W/L	83308700	C	22	NRM
REFERENCE MANUAL	83308800	B	22	NRM
BR306/7-D/E DISK STORAGE UNIT				
PREVENTIVE/CORRECTIVE MAINTENANCE, DIAGRAMS,	83314000	A	22	NRM
WIRE LISTS CE MANUAL				

1. Publication number of literature.  
2. The latest revision level.

3. Indicates number of holes punched in manual for use with hard cover ringed binder.  
4. Price per manual.

TITLE	1	2	3	4
BR5A1 DISK STORAGE UNIT MAINTENANCE MANUAL	70617800	E	22	NRM
PARTS DATA CE MANUAL	70618000	P	22	NRM
DIAGRAMS AND WIRE LIST CE MANUAL	70617900	J	22	NRM
BR5A2 DISK STORAGE UNIT MAINTENANCE MANUAL	70624500	G	22	NRM
DIAGRAMS CE MANUAL	70624600	J	22	NRM
PARTS DATA MANUAL	70624700	J	22	NRM
BR5A3 DISK STORAGE UNIT GEN. DESC., OPER., INSTALLATION AND CHECKOUT THEORY OF OPERATION, MAINTENANCE CE MANUAL	70628500	B	22	NRM
DIAGRAMS AND WIRE LISTS CE MANUAL	70628600	D	22	NRM
BR5A4 DISK STORAGE UNIT MAINTENANCE MANUAL	70630000	B	3	NRM
PARTS DATA CE MANUAL	70630200	C	3	NRM
DIAGRAMS CE MANUAL	70630100	C	22	NRM
BR5A5 DISK STORAGE UNIT GEN. DESC., OPERATION, INSTALLATION/CHECKOUT THEORY OF OPERATION AND MAINT CE MANUAL	83302300	D	22	NRM
DIAGRAMS, MAINT. AIDS, WIRE LIST CE MANUAL	83302400	C	22	NRM
PARTS DATA CE MANUAL	83302500	E	22	NRM
BR5A6 DISK STORAGE UNIT MAINTENANCE MANUAL	83313400	B	3	NRM
REFERENCE MANUAL	83313500	B	3	NRM
PARTS DATA MANUAL	83313600	A	3	NRM
BR501 DISK STORAGE UNIT PREVENTIVE AND CORRECTIVE MAINTENANCE, DIAGRAMS, WIRE LISTS, CE MANUAL	70629300	M	22	NRM
GENERAL DESCRIPTION, OPERATION, THEORY OF OPERATION CE MANUAL	70629200	F	22	NRM
PARTS DATA CE MANUAL	70629400	K	22	NRM
BR502/4 DISK STORAGE UNIT REFERENCE MANUAL	83302700	D	22	NRM
PARTS DATA CE MANUAL	83302800	F	22	NRM
PREVENTIVE/CORRECTIVE MAINTENANCE, DIAGRAMS, WIRE LIST CE MANUAL	83302600	G	22	NRM
BS101-A (76-XXX) CENTRAL MEMORY INCREMENTS CE INFO (USE AA106-A)				
BS102-A (76-XXX) CENTRAL MEMORY INCREMENT CE INFO (USE AA106-A)				
RT116 (SPO 68023) DUAL MODE OPTION (SEE BE484)				

1. Publication number of literature.  
2. The latest revision level.

3. Indicates number of holes punched in manual for use with hard cover ringed binder.  
4. Price per manual.

TITLE	1	2	3	4
BT118 (SPO 68106) NINE TRACK OPTION (SEE BE101)				
BT128-A ( ) STORAGE MODULE CE INFO (USE BB351-A)				
BT150-A/B (1714) MEMORY EXPANSION MODULE CE INFO (USE AA116-A)				
BU104 MAGNETIC TAPE CERTIFIER PARTS DATA CE MANUAL	70617400	A	22	NRM
CA101-A, CA102-A HDWR REF/CE MAN	82140400	A00	22	RVL
CC514-A/B (7601-1) STATION CONSOLE				
CC521-A ( ) SECOND CONSOLE DISPLAY FOR 6000-D/E COMPUTER SYSTEMS (USE 6602/6612)				
CC533-A DATA ACQUISITION/CONTROLLER CONSOLE GEN DESC., DIAGS, W/L, MAINT CE MANUAL	39534900	A	22	LJL
CE1A5 (9200) CARD READER REF/CE MANUAL (EXCEPT PARTS LIST)	49626100	D	22	VFD
CE120 (1729-2) CARD READER PARTS LIST (A01, B01 AND ABOVE) CE MANUAL REF/CE MANUAL (EXCEPT PARTS LIST)	40804800 40802000	A C	22 22	VFD VFD
CE123-A/B PARTS LIST CE MANUAL DIAGRAMS, WIRE LIST, MAINTENANCE CE MANUAL	49755100 49755200	B2 B	22 22	VFD VFD
CE124 (410) PL10 CARD READER GEN DESC., DIAGS, THEORY OF OPERATION REF/CE MANUAL	49754900	B	22	VFD
CE149 (407) CARD READER REF/CE MANUAL (EXCEPT PARTS LIST)	49973600	B	22	VFD
CE152 (224) CARD READER REF/CE INFO (USE CE1A5) PARTS DATA CE MANUAL	60352000	D	22	VFD
CE156-A/B ( ) CARD READER REFERENCE/CE MANUAL	60366600	A	22	VFD
CE304 (224-2) CARD READER REF/CE MANUAL (EXCEPT PARTS LIST) PARTS LIST CE MANUAL	41243200 41241500	D H	22 22	VFD VFD
CE305-A/B (1777-1/2, 90121-1, 90122-1) PAPER TAPE READER CE MANUAL	60293400	N	22	ARH

1. Publication number of literature.  
2. The latest revision level.

3. Indicates number of holes punched in manual for use with hard cover ringed binder.  
4. Price per manual.

TITLE	1	2	3	4
** REFER ALSO TO CATALOG SEC. 2 FOR 370 PAPER TAPE READER MANUALS				
CE306 (224-2A) CARD READER REF/CE MANUAL (EXCEPT PARTS LIST) PARTS LIST (A01/B01 AND ABOVE) CE MANUAL	49593000 49593100	C C	22 22	VFD VFD
CE601-A (SP. OPT. 60031)3447 CARD READER MODIF REFERENCE/CE MANUAL (45 COLUMN CARDS)	60250900	A	22	ARH
CE602-A (SP. OPT. 60031)3649 CARD READER MODIF REF/CE INFO (USE CE601-A) (45 COLUMN CARDS) CE601-A				
CF104-A (1777-1/2, 90123-1, 90124-1) PAPER TAPE PUNCH - STEEL CE INFO (USE CE305-A/B) ** REFER ALSO TO VENDOR MANUALS, CATALOG SEC. 4 FOR NCR EM-B3 MANUALS				
CF105 (226-1) CARD PUNCH REF/CE MANUAL (EXCEPT PARTS LIST) PARTS LIST CE MANUAL	49591900 49592900	D C	22 22	VFD VFD
CF106-A (90123-2, 90124-2) PAPER TAPE PUNCH - TUNGSTEN CARBIDE CE INFO (USE CE305-A/B) ** REFER ALSO TO VENDOR MANUALS, CATALOG SEC. 4 FOR NCR EM-B3 MANUALS				
CF109-A/B ( ) CARD PUNCH CE MANUAL	60366700	01	22	VFD
CF505-A/B/C (90125-1) PAPER TAPE STATION - COMMON CONTROL				
CF504 (430) CARD READER/PUNCH REF/CE MANUAL (EXCEPT PARTS LIST) (INCLUDES PMI/PMP) PARTS LIST CE MANUAL	40864000 40864800	G E	22 22	VFD VFD
CF507-A/B (9280) CARD READER/PUNCH REF/CE MANUAL (EXCEPT PARTS LIST) VOLS I-II PARTS LIST CE MANUAL	60286200 49597000	F E	22 22	VFD VFD
CF508-A/B/C (1777-1/2) COMMON CONTROL CE INFO (USE CE305-A/B)				
CF511-A/B CARD READER/PUNCH CE MANUAL	60318700	A	22	ARH
CF841-A (90126-1) ENCLOSURE KIT				

1. Publication number of literature.  
2. The latest revision level.

3. Indicates number of holes punched in manual for use with hard cover ringed binder.  
4. Price per manual.



TITLE	1	2	3	4
CF801-A ( ) PAPER TAPE PUNCH - TUNGSTEN CARBIDE OPTION CE/INFO (USE CE305-A/B)				
CH102-A/B CARD PUNCH PART IDENTIFICATION MANUAL	49762400	A	22	VFD
CJ1A5 OCR DOCUMENT READER DIAGRAMS VOL 2 HARDWARE REF/CE MANUAL	89751000		22	ROK ROK ROK
CJ103-A/CW146-A OCR DOCUMENT READER WIRE LIST CE MANUAL (CJ103-A ONLY)	70609600	A	22	ROK
GEN.DESC.,OPER.,MAINT.,MAINT. AIDS	40827600	A	22	ROK
THEORY OF OPERATION DIAGRAMS CE MANUAL	41241900	B	3	ROK
PARTS DATA CE MANUAL	40863200	B	22	ROK
CJ112 PAGE READER G-H (CS/N151-200) PARTS LIST CE MANUAL	41241400	B	3	ROK
DIAGRAMS CE MANUAL	70601700	E	22	ROK
PAGE READER REFERENCE CE MANUAL	40819300	A	22	ROK
WIRE LISTS (LOGIC W/L) VOL.4 CE MANUAL	70602100	C	22	ROK
CJ115, CJ1A4 OCR DOCUMENT READER GEN DESC., OPER, THEO OF OPER., MAINTENANCE CE MANUAL	48883700	A	3	ROK
CJ119 PAGE READER DIAGRAMS VOL 2 HARD.REF/CE	48997900	B	22	ROK
CJ122 MAINTENANCE CE MANUAL	48430080	C	3	ROK
DIAGRAMS VOLUME 2,PART 3, CE MANUAL	48430045	B	22	ROK
PARTS DATA VOLUME 3 CE MANUAL	48430090	B	3	ROK
PARTS DATA S/N 103-129 VOL 3B REF/CE MANUAL	48430087	D	3	ROK
PAGE READER VOL 2 CE MANUAL	48948100	B	3	ROK
959 PAGE AND DOCUMENT READER SYST. OP. GUIDE	91669100	A	22	ROK
CJ122 PAGE AND DOCUMENT READER (S/N 151-175) DIAGRAMS, RECOGNITION RACK, HARDWARE REF/ CE MANUAL (VOL II,PART II)	48948200	B	3	ROK
CJ127 OCR DOCUMENT READER DIAGS. HR/CE MAN V2	87971600	01	22	ROK
PARTS DATA HARDWARE/CE MANUAL VOL 3	87971700	01	22	ROK
HARDWARE REFERENCE/C.E.MANUAL	87906700	A	22	ROK
SYSTEMS OPERATORS GUIDE (SEE 929 DOC. READER				
CJ508-A ANSI OCR-A AND E13-B CHARACTER SET DPT RECOGNITION LOGIC, DIAGRAMS, ASSERT-NEGATE DIAGRAMS AND PARTS DATA CE MANUAL	87829800	A	3	ROK ROK ROK
CJ520 OCR DOCUMENT READER LOGIC RACK HARDWARE MAINTENANCE MANUAL VOL I	87911800	A	22	ROK
CK501-A/B (1711-3, 90111-1) TELETYPEWRITER				

1.Publication number of literature.  
2.The latest revision level.

3.Indicates number of holes punched in manual for use with hard cover ringed binder.  
4.Price per manual.

TITLE	1	2	3	4
CE INFO (USE AB103-A) ** REFER ALSO TO VENDOR MANUALS, CATALOG SEC. 4 FOR TELETYPE MANUALS (35KSR)				
CK502-A/B (1713-3, 90113-1) TELETYPEWRITER CE INFO (USE AB103-A) ** REFER ALSO TO VENDOR MANUALS, CATALOG SEC. 4 FOR TELETYPE MANUALS (35ASR)				
CL106A/B ELECTRONICS EQUIP., CL107A/B PRINT HEAD EQUIPMENT	44976700	B	22	RHT
CL308A/B LINE PRINTER EQUIP PARTS DATA CE MAN. PRINTER EQUIPMENT CE MANUAL	44995600 47967000	A F	22 22	RHT RHT
CL309 A/B LINE PRINTER EQUIP PARTS DATA PRINTER EQUIPMENT CE MAN. (USE CL308-A/B)	44895700	A	22	RHT
CL320 MEDIUM SPEED BATCH TERMINAL LINE PRINTER EQUIPMENT OPERATION REFERENCE MANUAL	50583100	A	22	RHT
DIAGRAMS AND WIRE LIST FIELD SERVICE MANUAL	50583200	B	22	RHT
PARTS IDENTIFICATION MANUAL	50584300	B	22	RHT
CL484-A/B/C/D USE 9322 LINE PRINTER				
CL401-A/B, CL402-A/B (222) LINE PRINTER CONTROLLER				
REF/CE MANUAL	47966700	E	22	RHT
PARTS DATA CE MANUAL	44895800	A	22	RHT
PRINTER EQUIPMENT CE MAN. (USE CL308-A/B)				
CL403A/B AND CL404/B LINE PRINTER CONT. EQ MAN PRINTER EQUIPMENT CE MAN. (USE CL308-A/B)	44978800	A	22	RHT
CL408-A/B USE 9322 LINE PRINTER.				
CL503 LINE PRINTER EQUIPMENT HSBT PARTS IDENTIFICATION MANUAL	50583400	01	22	RHT
GENERAL DESCRIPTION, INSTALLATION AND CHECKOUT, MAINT./MAINT AIDS REF MANUAL	50581800	01	22	RHT
DIAGRAMS AND WIRE LIST VOL II CE MANUAL	50583300	01	22	RHT
CL6A1 (9360) LINE PRINTER PARTS DATA CE INFO - SERIES A/C23-A/C28	50578500	A	22	RHT
CL601 (512) LINE PRINTER EQUIPMENT REF/CE MANUAL	44980100	D	22	RHT
DIAGRAMS AND WIRE LIST - SERIES A23-A28, B23-B28, C23-C28, D23-D28	50578100	A		RHT
CL601, CL6A1A LINE PRINTER EQUIP DIAGRAMS AND WIRE LIST	44855700	C	22	RHT
DIAGRAMS, WIRE LIST MOD A01-A07 CE MANUAL	44855500	D	22	RHT

1. Publication number of literature.

2. The latest revision level.

3. Indicates number of holes punched in manual for use with hard cover ringed binder.

4. Price per manual.

TITLE	1	2	3	4
PARTS DATA CE MANUAL - SERIES A08-A22	44855600	C	22	RHT
PARTS DATA CE MANUAL - SERIES A/D23-A/D28	50577700	A	22	RHT
CL835 LINE PRINTER EQUIP. PARTS DATA CE MAN. REF/CE MANUAL	44980900 44980700	C C	22 22	RHT RHT
CL835 LINE PRINTER EQUIPMENT CE MANUAL	44980800	C	22	RHT
CL896 LOW SPEED BATCH TERMINAL LINE PRINTER EQUIPMENT REFERENCE MANUAL	50582300	B	22	RHT
DIAGRAMS, WIRE LIST FIELD SERVICE MANUAL	50582400	B	22	RHT
PARTS IDENTIFICATION MANUAL	50583900	B	22	RHT
CR105-A (3504-1) DESK CONSOLE GENERAL DESCRIPTION, DIAGRAMS (USE AC104-A) MAINT. AIDS; 50-PAK STRIP TABS/MAPS (USE AC104-A) PARTS DATA (USE AC104-A)				
CR106-A (3514-1/2/3/4) DESK CONSOLE GENERAL DESCRIPTION, DIAGRAMS (USE AC106-A) PARTS DATA (USE AC104-A)				
CV403-A DIGISCRIBE OPTION (10892) REPAIR CENTER CE MANUAL	62996000	A-0	22	LJL
ON SITE MAINTENANCE MANUAL	62995900	A-0	22	LJL
CW120-A/121-A LINE PRINTER ADAPTER KIT REF/CE	82140800	A01	34	RVL
CW123-A (1777-2, 90127-1) PUNCH VALIDATION FEATURE CE INFO (USE CE305-A/B)				
CW126-E/F HANDPRINT UNIT HARDWARE REF/CE MANUAL	48991800	A	3	ROK
DIAGRAMS VOL 2 HARDWARE REFERENCE MANUAL	48143981	B	3	ROK
DIAGRAMS VOL 2B HARDWARE REFERENCE MANUAL	48911900	A	3	ROK
CW140-A ISO-OCR-B NUMERICS FONT OPTION GEN.	48996300	A	3	ROK
CW195 OCR-B PLUGGABLE FONT OPTION GENERAL DESCRIPTION, INSTALLATION AND CKOUT DIAGRAMS HARDWARE REF/CE MANUAL	91662900	A	22	ROK
CW207 HANDPRINT UNIT MODEL A01 HARDWARE MAINTENANCE MANUAL VOLUME 1	91558900	A	22	RHT
DA101-A (1544-2) DIGITAL INPUT UNIT REF/CE MANUAL	39909502	B	22	LJL
DA101-B (1544-1) DIGITAL INPUT UNIT REF/CE INFO (USE DA101-A)				

1. Publication number of literature.  
2. The latest revision level.

3. Indicates number of holes punched in manual for use with hard cover ringed binder.  
4. Price per manual.

TITLE	1	2	3	4
DA401-A (1544-4) DIGITAL INPUT UNIT REF/CE INFO (USE DA101-A)				
DA401-B (1544-3) DIGITAL INPUT UNIT REF/CE INFO (USE DA101-A)				
DA502-F ( ) DIGITAL OUTPUT UNIT REF/CE MANUAL DESC., DIAGS, W/L, PARTS DATA CE MANUAL	39909503	B	22	LJL
DC110-A (6641-A) ECS/MASS STORAGE ADAPTER CE MANUAL	60222100	K	22	ARH
DC111-A (3507-1) COMMUNICATION CHANNEL GENERAL DESCRIPTION, DIAGRAMS ** USE AC104-A IF 3504 COMPUTER SYSTEM ** USE AC106-A IF 3514 COMPUTER SYSTEM PARTS DATA (USE AC104-A) MAINT. AIDS 50-PAK STRIP TABS/MAPS (USE AC104-A)				
DC118-A (1775-1, 90105-1) A/Q INTERRUPT CHAN. CE INFO (USE AB103-A)				
DC119-A (1779-1, 90109-1) CHARACTER HANDLING CE INFO (USE AB103-A)				
DC120-A (1773-1, 90106-1) DIRECT STORAGE ACCESS CHANNEL CE INFO (USE AB103-A)				
DC135-A (6642-1, 7030-XX) DISTRIBUTIVE DATA PATH CE MANUAL	60369400	D	22	ARH
DC136-A (1773-1) DIRECT STORAGE ACCESS CHANNEL CE INFO (USE AB103-A)				
DC137-A (1775-1) A/Q INTERRUPT DATA CHANNEL CE INFO (USE AB103-A)				
DC145-A/B (6642-2) DISTRIBUTIVE DATA PATH HARDWARE MAINT. MANUAL	60425800	A	22	ARH
DC211-A (6684-A) DATA CHANNEL CONVERTER CE MANUAL	60125000	AZ	22	ARH
DC212-A (6684-2) CODE CONVERSION FOR 6684-1 CE INFO (USE DC211-A) REF INFO (USE 6681-B/C/D)				
DC215-A/B DATA TRANSFER BUFFER GEN.DESC,OPER AND PROG,INSTALL,CHKOUT,THEO,OF OPER,DIAGS,	65692300	A	22	RVL

1.Publication number of literature.  
2.The latest revision level.

3.Indicates number of holes punched in manual for use with hard cover ringed binder.  
4.Price per manual.

TITLE	1	2	3	4
DIAGNOSTIC, MAINT AIDS, P/L, W/L, EQ SUM, REF/CE				
DC216-A (SP. OP. 60128) DATA CHANNEL CONVERTER REF/CE MANUAL	60299902	C	22	ARH
DC220/DC221-A 1700 A/Q DSA ADAPTERS HARDWARE REFERENCE/CE MANUAL	39392700	C	22	LJL
DC401-A (SP. OP. 65075) MASS STORAGE EXTENDER CE MANUAL	60392600	C	22	ARH
DE101-A MULTIPLEX DATA CHANNEL GEN DESC, THEORY OF OP, DIAGS, MAINT CE MAN.	39524000	A	22	LJL
DF3A1-A (1555-1/4) RELAY OUTPUT UNIT REF/CE MANUAL	39909509	A	22	LJL
DJ101-A, DJ115-A DATA SET ADAPTERS CE MANUAL	41600600	B	22	ARH
DJ110-A (311-2) DATA SET ADAPTER THEORY OF OPERATION, INSTALLATION/CHECKOUT DIAGRAMS, MAINT., MAINT. AIDS, PARTS DATA, CE MANUAL	41603200	C	22	ARH
WIRF LIST, EQ SUMMARY CE MANUAL	41608100	A	22	ARH
DJ111-A (311-2) DATA SET ADAPTER CE INFO (USE DJ110-A)				
DJ112-A-B TRANSCEIVER CE MANUAL	41605400	B	22	ARH
DJ113-A/B (358-2) TRANSCEIVER CE MANUAL (INCLUDES PMI/PMP)	41606300	E	22	ARH
DJ114-A/B/C/D (358-3/4) TRANSCEIVER CE MANUAL	41601900	E	22	ARH
DJ115-A (327-2) DATA SET ADAPTER CE INFO (USE DJ101-A)				
DJ122-A (361-4) COMMUNICATTONS ADAPTER CE MANUAL	41609700	F	22	ARH
DJ130-A (792-10) AUTOMATIC CALLING ADAPTER CE INFO (USE FJ424-A/B/C)				
DJ140-A/B (124-1) SYNCHRONOUS MODEM CE MANUAL	41613400	F	22	ARH
DJ141-A (101-1) SYNCHRONOUS MODEM CE MANUAL	41613200	E	22	ARH
DJ142-A (361-1/3) COMMUNICATIONS ADAPTER REF INFO (USE 361-1)				

1. Publication number of literature.  
2. The latest revision level.

3. Indicates number of holes punched in manual for use with hard cover ringed binder.  
4. Price per manual.

TITLE	1	2	3	4
CE MANUAL	41612100	H	22	ARH
DJ143-A (361-1/2) COMMUNICATIONS ADAPTER REF INFO (USE 361-1) CE INFO (USE DJ142-A)				
DJ144-A (361-5) COMMUNICATIONS ADAPTER CE MANUAL	41611700	J	22	ARH
DJ145-A (361-6) SYNCHRONOUS COMMUNICATIONS ADAPTER CF MANUAL	41611900	M	22	ARH
DJ146-A (361-7) COMMUNICATIONS ADAPTER CE MANUAL	41612300	A	22	ARH
DJ151-A DATA SET ADAPTER REFERENCE/CE MANUAL	60344700	A	22	ARH
DJ152-A DATA SET ADAPTER REF/CE INFO (USE DJ151-A)				
DJ604-A (792-2) DATA SET ADAPTER CE INFO (USE FJ424-A/B/C)				
DJ605-A (792-3) DATA SET ADAPTER CE INFO (USE FJ424-A/B/C)				
DJ607-A (792-1) DATA SET ADAPTER CE INFO (USE FJ424-A/B/C)				
DJ805-A/B (304-1) COMMUNICATIONS MULTIPLEXER CF MANUAL	13796500	G	22	ARH
DJ908-A (364-1/2) COMMUNICATIONS MULTIPLEXER CE MANUAL	41611000	J	22	ARH
DJ813-A (364-3) COMMUNICATIONS MULTIPLEXER CF MANUAL	41612600	02	22	ARH
DJ814-A (364-4/5) COMMUNICATIONS MULTIPLEXER CF MANUAL	41612800	F	22	ARH
DJ815.A ASYNCHRONOUS COMMUNICATIONS CONTROLLER AND DISTRIBUTION PANEL CF MANUAL	89638300	02	22	LJL
OK501-A (ST. OPT. 10128) DUAL MODE OPTION CE MANUAL	41603100	D	22	ARH
OK502-A (ST. OPT. 10127) EXPANDED MEMORY OPTION CF MANUAL	41611200	D	22	ARH
OK509-A (362-1/2) TELEGRAPHIC LEVEL CONVERTER				

1. Publication number of literature.

2. The latest revision level.

3. Indicates number of holes punched in manual for use with hard cover ringed binder.

4. Price per manual.

TITLE	1	2	3	4
CE MANUAL	41610400	G	22	ARH
DK516-A (7700) MUX INCREMENT-1 CE INFO (USE AC113-A/B OR AA121-A AND AD102-A)				
DK518-A (7681-1) DATA CHANNEL CONVERTER CE MANUAL	60355900	F	22	ARH
DK520-A (7700) MUX INCREMENT-2 CE INFO (USE AC113-A/B OR AA121-A AND AD102-A)				
DK526-A (CYBER 1000) MEDIUM SPEED LINE CONTROLLER HARDWARE REFERENCE MANUAL	74606800	A	22	STA
DK605-A (1595-10/11) SERIAL I/O UNIT REF/CE MANUAL	39909507	B	22	LJL
DK605-B (1595-20/21) SERIAL I/C UNIT REF/CE INFO (USE DK605-A)				
DN124-A USE 1590-3				
DT117-A (6500-A/B/C WITH ECS) ADDS ECS CAPABILITY TO 6500-A/B/C (USE AT195-A MANUAL)				
DT122-A (7683-1) REMOTE CHANNEL COUPLER REF/CE MANUAL	60296200	H	22	ARH
DT137-A (791-1/3/4) NORMAL OUTPUT CHANNEL CE INFO (USE FJ424-A/B/C)				
DT138-A (791-1/3/4) NORMAL INPUT CHANNEL CE INFO (USE FJ424-A/B/C)				
DT139-A (791-1) CHANNEL EXPANDER RECEIVERS AND TRANSMITTERS CE INFO (USE FJ424-A/B/C)				
DT141-A ( ) 1700 A/O COUPLER CE INFO (USE FF104-A)				
DT143-A ( ) ADDS ECS CAPABILITY TO AA105-A OR 641X-D. (USE MANUALS UNDER AT194-A)				
DT158-A (7611-10 ) PL COUPLER CE MANUAL	60356300	D	22	ARH
DT160-A ( ) TERMINAL COUPLER CE MANUAL	60318500	A	22	ARH

1. Publication number of literature.

2. The latest revision level.

3. Indicates number of holes punched in manual for use with hard cover ringed binder.

4. Price per manual.

TITLE	1	2	3	4
DT174-A (ST.OP.10266-1/2/3, 10280-1/2/3) ODP REGISTER INCREMENT (2,3 OR 4 PORT) CE/ INFO (USE DC135-A)				
DT175-A/B (7077-1) 6000 PL SAC COUPLER CE MANUAL	60352300	C	22	ARH
DT194-A (ST.OP. 10293-1) CHANNEL MODIFICATION				
DT196-A (ST.OP. 10293-1/2) CHANNEL MODIFICATION				
DT204-A (SP.OP. 60081-A) ECS INTERFACE LOGIC FOR 6400-A/B/C CENTRAL COMPUTER OR AUGMENTED I/O BUFFER AND CONTROLLER TO 6640 ECS USE 6400-A/B/C UNLESS AT197-A AND AT195-A OR AT196-A AND AT195-A ARE INSTALLED, IF SO SEE AT195-A.				
DT205-A (SP.OP. 60081-B) ECS INTERFACE LOGIC MAY BE INSTALLED IN 6400-D OR AA105. USE STANDARD MANUALS FOR THAT SYSTEM UNLESS AT194-A IS INSTALLED. IN THIS CASE SEE MANUALS LISTED UNDER AT194-A				
DT208-A (7611-10 ) PL COUPLER CE INFO (USE DT158-A)				
DT209-C (7054-1/2) 6000 COUPLER REF/CE MANUAL	60364100	R	22	ARH
DT209-D (7021-1/2) 6000 COUPLER				
DT210-A (7654-1) 7000 COUPLER REF/CE MANUAL	60364200	C	22	ARH
DT210-B (7622-1/2) 7000 COUPLER REF/CE INFO (USE DT210-A)				
DT220-A (7054-2, ST.OP 10285-1) DUAL ACCESS OPTION REF/CE INFO (USE DT209-C)				
DT220-B (7054-2) DUAL ACCESS OPTION REF/CE INFO (USE FA719-A/B/C/D COUPLER MAN)				
DT220-C (7054-22/42) SECOND CHANNEL FEATURE REF/CE INFO (USE FA722-A/B)				
DT221-A ( ) REGISTER CE INFO (USE DC145-A/B)				
DT716-A (7054-41) DOUBLE DENSITY OPTION				

1.Publication number of literature.

2.The latest revision level.

3.Indicates number of holes punched in manual for use with hard cover ringed binder.

4.Price per manual.



TITLE	1	2	3	4
CE INFO (USE FA722-A/B)				
DW105-A (CYBER 1000) THREE-BAY EXCHANGE UNIT HARDWARE MAINTENANCE MANUAL	74720400	A	22	STA
DW110-A (CYBER 1000) TWO-BAY EXCHANGE UNIT HARDWARE MAINTENANCE MANUAL	74717600	A	22	STA
DW111-A USE DW105-A				
DY107/8/9/10-A (CYBER 1000) LINE MODULE EXTENSION CABINET HARDWARE MAINTENANCE MANUAL	74724500	A	22	STA
DY120-A (CYBER 1000) MAGNETIC TAPE CONTROLLER HARDWARE MAINTENANCE MANUAL	74607500	B	22	STA
DY121-A (CYBER 1000) FAST DISK CONTROLLER HARDWARE MAINTENANCE MANUAL	74691800	A	22	STA
DY122-A (CYBER 1000) 3000 SERIES CONTROLLER- ADAPTER HARDWARE MAINTENANCE MANUAL	74660300	A	22	STA
DY123-A (CYBER 1000) 1700 SERIES CONTROLLER- ADAPTER HARDWARE MAINTENANCE MANUAL	74675500	A	22	STA
DY124-A (CYBER 1000) CONTROLLER EXTENSION CAB. HARDWARE MAINTENANCE MANUAL	74720500	A	22	STA
DY127-A (CYBER 1000) HIGH-SPEED LINE CONTROL HARDWARE MAINTENANCE MANUAL	74664300	A	22	STA
DY128-A (CYBER 1000) DISK PACK CONTROLLER HARDWARE MAINTENANCE MANUAL	73361200	B	22	STA
DY129-A USE DY124-A				
EA102-A (1525-2) ANALOG TO DIGITAL CONVERTER GEN DESC, DIAGS, W/L, MAINT CE MANUAL	39473200	A	22	LJL
EA309-A (1525-3) ANALOG TO DIGITAL CONVERTER REF/CE MANUAL	39909506	B	22	LJL
EB201-A/EB202-A (DA-1) THIRTY TWO CHANNEL ELEVEN BIT DAC GEN DESC, INSTALLATION/CHECKOUT, DIAGS, W/L, MAINTENANCE, PARTS DATA, REF/CE MANUAL	39744900	A	22	LJL
EB3A1-A/D FOUR CHANNEL DIGITAL-TO-ANALOG CONVERTER GEN.DESC.,OP AND PROGRAMMING,INSTALLATION	88981100	A	22	LJL

1.Publication number of literature.  
2.The latest revision level.

3.Indicates number of holes punched in manual for use with hard cover ringed binder.  
4.Price per manual.

TITLE	1	2	3	4
AND CHECKOUT, THEORY OF OPERATIONS, DIAGRAMS, MAINTENANCE, MAINT. AIDS, PARTS DATA HARDWARE REFERENCE/CE MANUAL				
ED105-A (1501-10) ANALOG INPUT MULTIPLEXER REF/CE MANUAL	39909504	B	22	LJL
ED106-A (1501-11) ANALOG INPUT MULTIPLEXER EXPANDER REF/CE INFO (USE ED105-A)				
EE601-A TAPE CONTR AND MONITOR UNIT (TCM) HARDWARE REFERENCE/CE MANUAL	39222600	A	22	LJL
EL101-A (1750-1) COMPUTER INTERFACE UNIT REF/CE MANUAL	88980100	C	22	LJL
EL102-A (1750-2) COMPUTER INTERFACE EXPANDER REF/CE INFO (USE EL101-A)				
FA102-A (1733-1) DISK STORAGE CONTROLLER CE MANUAL	60400100	F	22	LJL
FA103-A (7639-2) MASS STORAGE CONTROLLER HARDWARE MAINTENANCE MANUAL	60427600	B	22	ARH
FA202-A (7639-1/2) MASS STORAGE CONTROLLER HOWE MAINT INFO (USE FA103-A)				
FA203 CONTROLLER				
MICRODIAGNOSTICS USERS CE MANUAL	83315600	A	22	NRM
FLEXIBLE DISK DRIVE CE MANUAL	83315700	A	22	NRM
MICRODIAGNOSTIC DESCRIPTIONS CE MANUAL	83315800	A	22	NRM
THEORY OF OPERATION CE MANUAL	83316100	A	22	NRM
PARTS DATA CE MANUAL	83316200	A	22	NRM
HARDWARE MICROPROGRAM CE MANUAL	83316300	A	22	NRM
DIAGNOSTIC MICROPROGRAM CE MANUAL	83316400	A	22	NRM
DUAL ACCESS FEATURE MICROPROGRAM CE MANUAL	83316600	A	22	NRM
FA401-A/B (7021-1) 1X8 MAG TAPE CONTROLLER HARDWARE REFERENCE MANUAL	60404000	C	22	ARH
CE MANUAL - VOL 1	60404100	G	22	ARH
FA402-A/B (7021-2) 2X8 MAG TAPE CONTROLLER HARDWARE REF INFO (USE FA401-A/B)				
FA403-A/B (7622-1) 1X8 MAG TAPE CONTROLLER HARDWARE REF INFO (USE FA401-A/B)				
FA404-A/B (7622-2) 2X8 MAG TAPE CONTROLLER HARDWARE REF INFO (USE FA401-A/B)				
FA405-A/B (8194) MAGNETIC TAPE CONTROLLER				

1. Publication number of literature.

2. The latest revision level.

3. Indicates number of holes punched in manual for use with hard cover ringed binder.

4. Price per manual.

TITLE	1	2	3	4
CE MANUAL	13795900	G	22	ARH
FA407-A7 OR 9 TRACK MAGNETIC TAPE CONTROLLED, OPER., MAINT. INSTR. MANUAL	84942200		22	LJL
FA414-A/B (3121-A/B) MAGNETIC TAPE CONTROLLER CE MANUAL ** REFER ALSO TO CATALOG SEC. 2 FOR 609 TAPE TRANSPORT CE MANUALS	60210900	K,L	22	ARH
FA416-B (3518-1/2/3) MAG TAPE CONTROLLER CE MANUAL	60289100	BG	22	ARH
FA417-B (3518-2/3, 3528-2/3) MAGNETIC TAPE CONTROLLER CE INFO (USE FA416-B)				
FA418-A (3528-1/2/3) MAGNETIC TAPE CONTROLLER CE INFO (USE FA416-B)				
FA419-A (CYBER 1000) SEE DY120-A				
FA420-B (3518-3, 3528-3) MAG TAPE CONTROLLER CE INFO (USE FA416-B)				
FA423-A ( ) MAGNETIC TAPE CONTROLLER REF/CE MANUAL (INCLUDES PMI/PMP) ** REFER ALSO TO CATALOG SECTION 2 FOR 604 AND 607 MAG TAPE TRANSPORT MANUALS	60291400	F	22	ARH
FA428-A (7618-1, 7629-1) 1X8 MAGNETIC TAPE CONTROLLER CE MANUAL	60321100	U	22	ARH
FA429-A (7629-1, 7629-2) 2X8 MAGNETIC TAPE CONTROLLER CE INFO (USE FA428-A)				
FA434-A/B (7622-1, 7021-1) 1X8 MAG TAPE CONTROL CE MANUAL HARDWARE REF INFO (USE FA401-A/B)	60365200	D	22	ARH
FA438-A/B (7622-2, 7021-2) 2X8 MAG TAPE CONTROL CE INFO (USE FA434-A/B) HARDWARE REF INFO (USE FA401-A/B)				
FA442 MAGNETIC TAPE CONTROLLER CE MANUAL	89637700	02	22	LJL
FA444-A/B (7021-21) MAG TAPE CONTROLLER HOWE MAINT. MANUAL	60438500	A	22	ARH

1. Publication number of literature.  
2. The latest revision level.

3. Indicates number of holes punched in manual for use with hard cover ringed binder.  
4. Price per manual.

TITLE	1	2	3	4
FA445-A/B (7021-22) MAG TAPE CONTROLLER MAINT INFO (USE FA444-A/B)				
FA446-A MTT (LCTT) CE MANUAL	89769500	01	22	LJL
FA601-A INTERIM DRUM CONTROLLER REF/CE MANUAL	60232300	B	22	ARH
FA7A3-A (OEM 9008-1) DISK CONTROLLER REF/CE INFO (USE 9008-1 CATALOG SEC 2)				
FA7A4-A/B PLUG COMPATABLE CONTROLLER MICROPROGRAM CE MANUAL	70614100	D	22	NRM
WIRE LIST CE MANUAL	70614000	E	22	NRM
DIAGRAMS CE MANUAL	70613900	H	22	NRM
THEORY OF OPERATION	70616700	A	22	NRM
MAINTENANCE CE MANUAL	70613800	G	22	NRM
FA7A4-C/D, FV1A1-A TWO CHANNEL PLUG COMPATABLE CONTROLLER CE MANUAL	70614200	B	22	NRM
FA7A5-A/B/C/D PLUG COMPATABLE CONTROLLER MICRO PROGRAM CE MANUAL	70621800	B	22	NRM
DIAGRAMS CE MANUAL (INCLUDES FV1A4-A)	70621600	G	22	NRM
THEORY OF OPERATIONS CE MANUAL	70621500	A	22	NRM
WIRE LISTS CE MANUAL	70621700	D	22	NRM
GENERAL DESCRIPTION, INSTALLATION AND CHECK- OUT THEO OF OPEP., WIPE LIST CE MANUAL	70621900	A	22	NRM
FA701-A CONTROLLER 7600 INTERIM DISK FILE SYS	60232200	D	22	ARH
FA704-A/B (3553-2) MASS STORAGE CONTROLLER CE MANUAL	60266000	AE	22	ARH
FA704-C (3553-2) MASS STORAGE CONTROLLER CE MANUAL	60394700	H	22	ARH
FA705-A (3553-1) MASS STORAGE CONTROLLER CE MANUAL	60290000	R	22	ARH
FA705-B (3553-1) MASS STORAGE CONTROLLER CE MANUAL	60394600	D	22	ARH
FA710-A/B/C/D (7054-1) DISK CONTROLLER HARDWARE REFERENCE MANUAL	60364500	G	22	ARH
CE MANUAL - VOL 1 AND 2	60364000	N	22	ARH
FA710-E/F (7054-1) DISK CONTROLLER CE INFO (USE FA719-A CE MANUAL - 60405500)				
FA716 CARTPIGDE DISK CONTROLLER CE MANUAL	89638100	02	22	LJL

1. Publication number of literature.  
2. The latest revision level.

3. Indicates number of holes punched in manual for use with hard cover ringed binder.  
4. Price per manual.

TITLE	1	2	3	4
FA719-A/B/C/D (7054-1/2) DISK STORAGE CONTROLLER CE/MANUAL (6000 COUPLER) CE MANUAL VOLS 1 AND 2	60416400 60405500	E G	22 22	ARH ARH
FA720-A/B/C/D (7654-1) DISK STORAGE CONTROLLER CE MANUAL (ALSO USE FA719-A MANUAL - 60405500)	60410000	B	22	ARH
FA721 STORAGE CONTROL EIGHT VOLUME CAU FUNCTIONAL MICROPROGRAM CE MANUAL PREVENTIVE/CORRECTIVE MAINT, W/L, CE MAN V-2 DIAGRAMS VOLUME 2 OF MANUAL STANDARD DIAGNOSTICS MICROPROGRAM CE MANUAL INLINE DIAGNOSTICS MICROPROGRAM CE MANUAL 16 VOL. CAU FUNCTIONAL MICROPROGRAM MANUAL HARDWARE REFERENCE CE MANUAL PARTS DATA CE MANUAL	83302100 83301900 83302000 83312100 83312000 83311900 83301800 83306000	E E R C E E B F	22 22 22 22 22 22 22 22	NRM NRM NRM NRM NRM NRM NRM NRM
FA722-A/B (7054-21/22/41/42) DISK STORAGE CONTROLLER HARDWARE MAINTENANCE MANUAL	60428500	J	22	ARH
FA802-A (7601-1, 7638-1) DISK/DRUM CONTROLLER REF INFO (USE 7638-1, CATALOG SECTION 2) CE MANUAL ** REFER ALSO TO BH405 MANUALS FOR DISK FILE DOCUMENTATION	60287200	N	22	ARH
FE107-A (1726-1) CARD READER CONTROLLER CE MANUAL	60232000	B	22	LJL
FE110-A (1729-2) CARD READER CONTROLLER CE MANUAL	60269200	G	22	LJL
FE119 CARD READER CE MANUAL	89637500	03	22	LJL
FE201-A (417-1) CARD PUNCH CONTROLLER REFERENCE/CE MANUAL	60283600	B	22	ARH
FE202-A/B (415-30) CARD PUNCH CONTROLLER REF/CE MANUAL	60425600	C	22	ARH
FE304-A (1728-A/B) CARD READER/PUNCH CONTROLLER CE MANUAL	60224000	M	22	LJL
FF103-A (1735) PAGE READER CONTROLLER CE MANUAL	60237700	H	22	ARH
FF104-A (955-1) PAGE AND DOCUMENT READER CONTROLLER				

1. Publication number of literature.  
2. The latest revision level.

3. Indicates number of holes punched in manual for use with hard cover ringed binder.  
4. Price per manual.

TITLE	1	2	3	4
CE MANUAL	60324700	A	22	ROK
FF307-B (3555-1) LINE PRINTER CONTROLLER CE MANUAL	60278800	S	22	ARH
FF406-A/B/C (1736-1) UNIT RECORD READER CONTROLLER CE MANUAL	60230200	06	22	ARH
GEN DESC, FLOW CHARTS, PROGRAM LISTINGS CE MANUAL	60283200	A	22	ARH
FF510-A/B (3254) LINE PRINTER CONTROLLER CE MANUAL (INCLUDES PMI-PMP)	60182400	J	22	ARH
FF511-A/B (1742) LINE PRINTER CONTROLLER CE MANUAL (INCLUDES PMI/PMP)	60183000	H	22	LJL
FF516-A (1740) LINE PRINTER CONTROLLER CE MANUAL	60223800	J	22	LJL
FF524-A LINE PRINTER CONTROLLER GEN. DESC., OPERATION AND PROGRAMMING, INSTALL- ATION AND CHECKOUT, THEORY OF OPERATION, DIAGRAMS, MAINTENANCE, PARTS DATA, WIRE LISTS CE MANUAL	89637300	04	22	LJL
FF525 PRINTER SUBSYSTEM CENTRAL CONTROL UNIT LOGIC DIAGRAMS THEORY OF OPERATIONS	22272500	A	34	PLY
	22272400	A	3	PLY
FJ101-A (1717-1) 1700 AUTODIN INTERFACE THEORY OF OPERATION, INSTALLATION/CHECKOUT DIAGRAMS, MAINT., MAINT. AIDS, PARTS DATA, CE MANUAL	41602200	B	22	ARH
CARD PLACEMENT, EXPRESSION FILE, UNIVERSAL WIRE DATA LISTS, WIRE LISTS CE MANUAL	41606400	B,C	22	ARH
FJ103-A/B/C/D/E (1748-2) MULTIPLEXER CONTROLER THEORY OF OPERATION, INSTALLATION CHECKOUT, DIAGRAMS, MAINT., MAINT. AIDS, PARTS DATA, CE MANUAL	41601700	J	22	ARH
CARD PLACEMENT, LOGIC WIRING, WIRE LISTS, EQUATION SUMMARY CE MANUAL	41603300	E	22	ARH
FJ124-A USE 1500-3				
FJ411-A/B (6671) DATA SET CONTROLLER DIAGRAMS, CIRCUIT DESCRIPTION, PARTS LIST, CARD PLACEMENT, EQUATION SUMMARY, WIRE LISTS CE MANUAL	60217400	W	22	ARH
MAINTENANCE, MAINTENANCE AIDS CE MANUAL (INCLUDES PMI/PMP)	60251300	E	22	ARH

1. Publication number of literature.

2. The latest revision level.

3. Indicates number of holes punched in manual for use with hard cover ringed binder.

4. Price per manual.

TITLE	1	2	3	4
FJ412-A/B/C (1747) DATA SET CONTROLLER THEORY OF OPERATION, INSTALLATION CHECKOUT DIAGRAMS, MAINTENANCE, MAINT. AIDS, PARTS DATA CE MANUAL	13799100	E	22	ARH
WIRE LISTS, EQUATION SUMMARY CE MANUAL	13799200	E	22	ARH
FJ413-A (313, 314, 317, 318) RECEIVE CONTROL UNIT REF INFO (SEE APPROPRIATE PRODUCT, CATALOG SECTION 2) CE MANUAL	13798100	G	22	ARH
FJ414-A (313, 314, 317, 318) SEND CONTROL UNIT REF INFO (SEE APPROPRIATE PRODUCT, CATALOG SECTION 2) CE INFO (USE FJ413-A) INSTRUCTION CARD	60368000	B		ARH
FJ415-A (1717-1) AUTODIN INTERFACE UNIT THEORY OF OPERATION, INSTALLATION/CHECKOUT DIAGRAMS, MAINTENANCE, MAINT. AIDS, PARTS DATA CE MANUAL	13797900	B-E	22	ARH
CARD PLACEMENT, EXPRESSION FILE, UNIVERSAL WIRE DATA LIST, WIRE LISTS CE MANUAL	41605600	C	22	ARH
FJ424-A/B/C (791-1) LOCAL COMMUNICATIONS CONTROLLER CE MANUAL	60321800	T	22	ARH
FJ427-A (6671-1) DATA SET CONTROLLER MAINTENANCE, MAINT. AIDS CE INFO (USE FJ411-A/B) INSTALLATION/CHECKOUT, DIAGRAMS, PARTS DATA, WIRE LISTS, EQ. SUMMARY CE MANUAL	60294500	K	22	ARH
FJ430-A/B (7077-1) STORAGE ACCESS CONTROLLER CE MANUAL	60316500	D	22	ARH
FJ440-A (6671-3) DATA SET CONTROLLER CE MANUAL - VOLUME 1	60409200	B	22	ARH
MAINTENANCE, MAINTENANCE AIDS CE MAN. VOL 2	60425100	A	22	ARH ARH
FJ601-A (3316-1, 3516-1) MULTIPLEXER CONTROLLER THEORY OF OPERATION, INSTALLATION/CHECKOUT DIAGRAMS, MAINTENANCE, MAINT. AIDS, PARTS DATA, WIRE LISTS CE MANUAL	13796700	K	22	ARH
CROSS TABS, LOGIC WIRING, EQ SUMMARY CE MAN. TEST ROUTINE CE MANUAL	13798800 41600300	H A	22 22	ARH ARH
FJ606-A SYNCHRONOUS COMMUNICATIONS CONTROLLER AND DISTRIBUTION PANEL CE MANUAL	89638500	01	22	LJL
FL303-A TAGGED DATA BUS OUTPUT INTERFACES TDB/	39231200	A	22	LJL

1. Publication number of literature.  
2. The latest revision level.

3. Indicates number of holes punched in manual for use with hard cover ringed binder.  
4. Price per manual.

TITLE	1	2	3	4
DSA INTERFCE-TDI TDB/DAC INTERFACE DAI HDWE REFERENC/CE MANUAL				
FR101-B ( ) BUFFER CONTROLLER REFERENCE MANUAL	60275000	C	22	ARH
CE MANUAL	60278300	H	22	ARH
FR113-A (731-10/12, 732-10/12) BUFFER CONTROLLER				
CE MANUAL	60335400	M	22	ARH
DIAGNOSTIC REFERENCE MANUAL - VOLS 1/2/3	60400300	D	22	ARH
MAINTENANCE CE MANUAL	70621400	F	22	NRM
IBM 360 BUFFER CONTROLLER DIAGNOSTIC LISTING	60401600	A	22	ARH
23141/23142 MADCOP CE MANUAL				
IBM 360 BUFFER CONTROLLER DIAGNOSTIC LISTING	60401500	A	22	ARH
23141/23142 FODDER CE MANUAL				
BUFFER CONTROLLER DIAGNOSTIC LISTINGS -				
HSR 512 LINE PRINTER TEST (LP1) CE MANUAL	60401700	B	22	ARH
HSR 80X16 DRUM/DISPLAY TEST (DD2) CE. MAN.	60401800	A	22	ARH
200 NSEC MEMORY TEST (MY1) CE MANUAL	60402100	A	22	ARH
200 NSEC MEMORY TEST (MY2) CE MANUAL	60402200	A	22	ARH
LSBT/MSBT DISPLAY/KEYBOARD/OPERATOR	60402700	C	22	ARH
CONSOLE TEST (DD6) CE MANUAL				
200 NSEC MEMORY TEST (RCM) CE MANUAL	60402900	A	22	ARH
FR114-A ( ) CONSOLE DISPLAY CONTROLLER GEN DESC, DIAGRAMS, WIRE LISTS CE MANUAL	60365700	A	22	ARH
FT1A1-A (1547-1) EVENTS COUNTER UNIT REF/CE MANUAL	39909508	A	22	LJL
FT1A1-B (1547-2) EVENTS COUNTER UNIT REF/CE INFO (USE FT1A1-A)				
FT103-A/B TRANSFER SWITCH CONTROLLER REF/CE INFO (USE 8271 - CATALOG SEC 2)				
FT104-A TRANSFER SWITCH CONTROLLER REF/CE INFO (USE 8271 - CATALOG SEC 2)				
FT111-A ( ) POWER FAULT DETECTOR CE MANUAL	60367400	A	22	ARH
FV129-A (3516-1) MULTIPLEXER CONTROLLER ADAPTER UNIT CE MANUAL	41608500	C	22	ARH
FV138-A DISPLAY STATION ADAPTER KIT (EDIT) REF/CE INFO (USE FV135-A)				
FV149-A (ST. OPT. 10194-2) ASCII HOLLERITH TO BCD CONVERSION KIT FOR THE 3447-B CARD READER CONTROLLER				

1. Publication number of literature.

2. The latest revision level.

3. Indicates number of holes punched in manual for use with hard cover ringed binder.

4. Price per manual.



TITLE	1	2	3	4
REF INFO (USE 3248-A REF MAN, CATALOG SEC 2) CE MANUAL	60292600	D	22	ARH
FV150-A (ST. OPT. 10194-1) INTERNAL BCD TO ASCII, HOLLERITH CONVERSION KIT FOR THE 3446-A/B CARD PUNCH CONTROLLER REF INFO (USE 3446-A/B REF MAN, CAT. SEC 2) CE MANUAL	60292700	C	22	ARH
FV156-A ( ) 4K MEMORY CE MANUAL	60309700	B-G	22	ARH
FV165-A (791-2) EXPANSION UNIT CE INFO (USE FJ424-A/B/C)				
FV216A SWITCH UNIT HARDWARE/REF CE MANUAL	39368600	A	22	LJL
FV217-A ( ) INTERIM MEDIUM SPEED BATCH SUBSYSTEM CE INFO (USE DT160-A)				
FV218-A/B (733-10) HSB SUBSYSTEM/TERMINAL CONTROLLER CE MANUAL	60329700	V	22	ARH
FV227-A/B (1739-1) CARTRIDGE DISK DRIVE CONTROLLER CE MANUAL	60368500	B	22	NRM
FV4A3 (1576) STALL ALARM UNIT				
FV409-A (7611-10) DRUM AND DISPLAY LOGIC REFERENCE/CE MANUAL	60318600	D	22	ARH
FV410-A (7611-10) DRUM AND DISPLAY LOGIC REF/CE INFO (USE FV409-A)				
FV433-A, FV434-A, FV435-A, FV436-A DRUM AND DISPLAY LOGIC REF/CE MANUAL	60363300	L	22	ARH
FV437-A (733-1XX) HSB SUBSYSTEM/TERMINAL RECEIVER/TRANSMITTER OPTION CE INFO (USE FV218-A)				
FV444-A ( ) POWER REGULATOR MODULE CE INFO (USE BR372-A)				
FV497-A/FV618-A PHASE ENCODING FORMATTER CE MANUAL	89796100	01	22	LJL
FV498 (1576) STALL ALARM UNIT CII PRINT CARTRIDGE HARDWARE REFERENCE MAN	91860200	A	22	RHT

1. Publication number of literature.  
2. The latest revision level.

3. Indicates number of holes punched in manual for use with hard cover ringed binder.  
4. Price per manual.

TITLE	1	2	3	4
FV605 CONTROLLER ADAPTER UNIT				
PARTS DATA CE MANUAL	83306300	C	22	NRM
GENERAL DESCRIPTION, THEORY OF OPERATION	83306100	B	22	NRM
PREVENTIVE/CORRECTIVE MAINTENANCE, DIAGRAMS, WIRE LISTS CE MANUAL	83315400	A	22	NRM
FV618-A CE INFO USE FV497				
GA103-A/B/C (ST. OPT. 10126) INTERVAL TIMER				
THEORY OF OPERATION, INSTALLATION/CHECKOUT	41601000	C	22	ARH
DIAGRAMS, MAINTENANCE, MAINT. AIDS, PARTS				
DATA CE MANUAL				
WIRE LISTS, EQUATION SUMMARY CE MANUAL	41602500	C	22	ARH
GA104-A/B (ST. OPT. 10126) TIME OF DAY CLOCK				
CE MANUAL	41602900	B	22	ARH
GA107 LINE SYNCHRONIZED TIMING GENERATOR				
HARDWARE/REFERENCE MANUAL	39359900	A	22	LJL
GA128-A (1572-1) SAMPLE TIMING UNIT				
REF/CE MANUAL	39909505	C	22	LJL
GD104-A (90115-1) POWER SUPPLY - 400HZ				
CE INFO (USE AB103-A)				
GD105-A (90115-1) POWER SUPPLY - 50HZ				
CE INFO (USE AB103-A)				
GD106-A (90115-1) POWER SUPPLY - 60HZ				
CE INFO (USE AB103-A)				
GD108-A/B (60130-1) LOOP CURRENT POWER SUPPLY				
REF/CE INFO (USE GH407-A/B)				
GD306-A/B (364-1/4, 10193-1) POWER SUPPLY				
REF/CE INFO (USE GH407-A/B)				
GE210-A/B (90115-4) FREQUENCY CONVERTER				
GE226-A (7601-1) FREQUENCY CONVERTER				
CE INFO (USE MOTOR GENERATOR CE MANUAL - SEE				
MOTOR GENERATOR SETS, CATALOG SECTION 4)				
GE232-A (7601-1, 7611-1/2) FREQUENCY CONVERTER				
CE INFO (USE MOTOR GENERATOR CE MANUAL - SEE				
MOTOR GENERATOR SETS, CATALOG SECTION 4)				
GG105-A (303-1) COMMUNICATIONS EXPANSION UNIT				
CE MANUAL	13799800	B	22	ARH
GH104-A (3502) POWER MODULE				

1. Publication number of literature.

2. The latest revision level.

3. Indicates number of holes punched in manual for use with hard cover ringed binder.

4. Price per manual.

TITLE	1	2	3	4
CE INFO (USE BB313-A)				
GH105-A/B/C (76XX) POWER DISTRIBUTION AND WARNING SYSTEM CE MANUAL	60298400	G	22	ARH
GH105-D (76XX) POWER DISTRIBUTION UNIT CE MANUAL	60298600	L	22	ARH
GH107-B/ED301-E MULTIPLEXER (MX-7A) GEN DESC, DIAGS, W/L, PARTS DATA CE MANUAL	39660400	B	22	LJL
GH107/ED301-F ANALOG MULTIPLEXER GEN DESC, W/L, PARTS DATA CE MANUAL	39690100	A	22	LJL
GH110-A/B ( ) 2-TON CONDENSING UNIT ** REFER ALSO TO VENDOR MANUALS, CATALOG REFRIGERATION INFO (USE GH214-B)				
GH214-A (7601-1, ) TEN TON REFRIGERATION UNIT (WATER COOLED) CE MANUAL	60298100	F	22	ARH
GH214-B ( ) 10-TON CONDENSING UNIT REFRIGERATION CE MANUAL	60367300	G	22	ARH
GH216-A (7611-1/2) 2 TON REFRIGERATION UNIT (AIR COOLED) CE INFO (USE GH214-A)				
GH218-A (7611-1/2) 2 TON REFRIGERATION UNIT (WATER COOLED) CE INFO (USE GH214-A)				
GH223-A (76-XXX) CONDENSING UNIT CE MANUAL	60427800	A	22	ARH
GH401-A (90114-1) CABINETRY CE INFO (USE AB103-A)				
GH407-A/B (362-1, 364-1, 364-4) GENERAL PURPOSE CABINET REFERENCE/CE MANUAL	41614300	E	22	ARH
GH408-A/B (7077-1) CENTRAL STORAGE CABINET CE MANUAL	60316600	F	22	ARH
GH417-A/B ( ) CABINETRY CE INFO (USE AB103-A)				
GH427-A/B DESK CABINET HARDWARE MAINTENANCE MANUAL	22261700	A	3	PLY

1. Publication number of literature.  
2. The latest revision level.

3. Indicates number of holes punched in manual for use with hard cover ringed binder.  
4. Price per manual.

TITLE	1	2	3	4
GH428-A (173-X,174-X) USE AA107-A				
GH432-A/R DESK CABINET HARDWARE REF/CE MANUAL	91628700	A	22	R0K
GH506-A (76-XXX) POWER DISTRIBUTION UNIT 60HZ CE INFO (USE AA105-A)				
GH506-P (76-XXX) POWER DISTRIBUTION UNIT 50HZ CE INFO (USE AA106-A)				
GJ1A1 (5560) POWERED FORMS STACKER GEN DESC., OPER, DIAGS, MAINT AIDS, PARTS DATA CE MAN.	50580900	C	3	RHT
GJ1A1-A/B-CII POWERED FORMS STACKER REF/CE	91860300	A	22	LJL
GJ1A2 (5570) MANUAL FORMS STACKER GEN DESC., OPER, DIAGS, MAINT AIDS, PARTS DATA CE MAN.	50582000	C	22	RHT
GJ102-A (1778-1, 90122-1) PAPER TAPE READER HANDLER CE INFO (USE GE305-A/R) ** REFER ALSO TO VENDOR MANUALS, CATALOG SEC. 4 FOR REMEX TAPE SPOOLER CE MANUAL				
GJ103-A/B (1778-2, 90124-1/2) PAPER TAPE PUNCH HANDLER CE INFO (USE CE305-A/B) SEC. 4 FOR NCR EM-B3 TAPE TRANSPORT CE MANUAL				
GJ104 MANUAL FORMS STACKER GEN DESC, OPERATION DIAGRAMS, MAINTENANCE, PARTS DATA CE MAN	50584100	B	22	RHT
GJ105A/B POWERED FORMS STACKER GEN DESC., OPER, DIAGS, MAINT, MAINT AIDS, PARTS DATA CE MAN	50583500	C	22	RHT
GK102 (673) TAPE EXERCISER REF/CE MANUAL	49803700	A	22	VFD
GK111 (SP. OPT 65006) TAPE EXERCISER REF/CE MANUAL	49803800	A	22	VFD
GK153-A ( ) DATA CHANNEL LONG LINE DRIVER CE INFO (USE AB103-A)				
GK154-A ( ) DATA CHANNEL LONG LINE DRIVER CE INFO (USE AB103-A)				
GK181-A (76XX) I/O STATION CABINET MODIFICATION KIT CE INFO (USE GH105-D)				

1. Publication number of literature.  
2. The latest revision level.

3. Indicates number of holes punched in manual for use with hard cover ringed binder.  
4. Price per manual.

TITLE	1	2	3	4
GL102 (686) MAGNETIC TAPE CERTIFIER GENERAL DESCRIPTION, OPERATION, INSTALLATION CHECKOUT, MAINT. CE MANUAL (INCLUDES PMI/PMP)	40867500	C	22	VFD
THEORY OF OPERATION, DIAGRAMS, W/L CE MANUAL	40867700	G	22	VFD
PARTS LIST (A04, 904 AND ABOVE) CE MANUAL	41240600	C	22	VFD
OPERATORS CE MANUAL	70605900	A	22	VFD
GL112-A (90107-1) CONSOLE CE INFO (USE AB103-A)				
MB434-A CONTROLWARE (6000) (USE FA401-A/B CE MANUAL VOL 1 OR FA444-A/B)				
MB435-A CONTROLWARE (7000) (USE FA401-A/B CE MANUAL VOL 1)				
SD101 SOURCE DATA COLLECTION TERMINAL HARDWARE PROGRAMMING MANUAL	62056300	A	22	RVL
TB101 PERIPHERAL EXERCISER--LISTED AS 9910				
TB101-B/9910-B PERIPHERAL EXERCISER				
TB115-A FEILD TEST UNIT DIAGRAMS, WIRE LISTS, PARTS DATA, GEN. DESC, OPERATIONS CE MANUAL	70604000	A	22	NRM NRM NRM
TB204 FEILD TEST EXERCISER CE MANUAL	83302900	B	22	NRM
TB207-A FIELD TEST UNIT MAINTENANCE MANUAL	83307900	B	3	NRM
TB301-A/B FIELD TEST EXERCISER MAINT. MANUAL	70612800	G	3	NRM
TB3A1 FEILD TEST UNIT GEN DESC., INSTALLATION AND OPERATION, THEO. OF OPERATION, MAINT., DIAGRAMS AND W/L, PART DATA CE MANUAL	83303700	B	22	NRM NRM NRM
TB302 FIELD TEST UNIT CE MANUAL	83308000	B	22	NRM
TB4A1-A FIELD TEST UNIT MAINTENANCE MANUAL	83312300	A	3	NRM

1. Publication number of literature.  
2. The latest revision level.

3. Indicates number of holes punched in manual for use with hard cover ringed binder.  
4. Price per manual.



# **SECTION 2**

The manuals in this section are listed by Product or System Number.

Many entries include a product to equipment cross reference; e. g.

1742 (CL309-A/B, FF511-A/B). Since Customer Engineering Manuals

for equipment developed after November, 1967 are categorized by

equipment designator, always look up the equipment designator in Section

1 as well as the Product Number.

TITLE	1	2	3	4
CYBER 72/73/74 72-12 (6681-D, AA115-A, CC538-A/B) 72-13 (6681-D, AA115-A, AT232-A, CC538-A/B) 72-14 (6681-D, AA115-A, AT231-A, AT232-A, CC538-A/B) 72-16 (6681-D, AA115-A, AT231-A, AT232-A, AT237-A, CC538-A/B) 72-18 (6681-D, AA115-A, AT231-A, AT232-A, AT236-A, AT237-A, CC538-A/B) 72-24 (6681-D, AA115-A, AT227-A, AT231-A, AT232-A, CC538-A/B) 72-26 (6681-D, AA115-A, AT227-A, AT231-A, AT232-A, AT237-A, CC538-A/B) 72-28 (6681-D, AA115-A, AT227-A, AT231-A, AT232-A, AT236-A, AT237-A, CC538-A/B) 73-12 (6681-D, AA115-A, AT226-A, CC538-A/B) 73-13 (6681-D, AA115-A, AT226-A, AT232-A, CC538-A/B) 73-14 (6681-D, AA115-A, AT226-A, AT231-A, AT232-A, CC538-A/B) 73-16 (6681-D, AA115-A, AT226-A, AT231-A, AT232-A, AT237-A, CC538-A/B) 73-18 (6681-D, AA115-A, AT226-A, AT231-A, AT232-A, AT236-A, AT237-A, CC538-A/B) 73-24 (6681-D, AA115-A, AT226-A, AT227-A, AT231-A, AT232-A, CC538-A/B) 73-26 (6681-D, AA115-A, AT226-A, AT227-A, AT231-A, AT232-A, AT237-A, CC538-A/B) 73-28 (6681-D, AA115-A, AT226-A, AT227-A, AT231-A, AT232-A, AT236-A, AT237-A, CC538-A/B) 74-12 (6681-D, AA117-A, BB397-A, CC538-A/B) 74-13 (6681-D, AA117-A, AT239-A, BB397-A, CC538-A/B) 74-14 (6681-D, AA117-A, CC538-A/B) 74-16 (6681-D, AA117-A, AT237-A, CC538-A/P) 74-18 (6681-D, AA117-A, AT236-A, AT237-A, CC538-A/B) 74-24 (6681-D, AA117-A, AF116-D, CC538-A/B) 74-26 (6681-D, AA117-A, AF116-D, AT237-A, CC538-A/B) 74-28 (6681-D, AA117-A, AF116-D, AT236-A, AT237-A, CC538-A/B)				
REFERENCE MANUALS (HARDWARE) ORDER VOL.2 AND APPROPRIATE VOL 1 FOR A COMPLETE REFERENCE MANUAL. ORDER VOL.3 IF SYSTEM CONTAINS ECS.				
MODEL 72 SYS DESC/PROGRAMMING INFO-VOL 1 MODEL 73 SYS DESC/PROGRAMMING INFO-VOL 1	60347090 60347200	H F	22 22	ARH ARH

1. Publication number of literature.  
 2. The latest revision level.

3. Indicates number of holes punched in manual for use with hard cover ringed binder.  
 4. Price per manual.



TITLE	1	2	3	4
MODEL 74 SYS DESC/PROGRAMMING INFO-VOL I	60347400	K	22	ARH
MODEL 72/73/74 INSTRUCTION DESC. VOL 2	60347300	J	22	ARH
MODEL 72/73/74 ECS DESC/PROGRAMMING VOL 3	60347100	D	22	ARH
MODEL 72/73/74 INPUT/OUTPUT SPECIFICATIONS (INCLUDES 6000)	60352500	E	22	ARH
<b>CYBER 76</b>				
76-111 (AA106-A, AB101-A, GH506-A/B, GE226-A/B, GH214-C/D, CC522-A/B, CE149-A/B AT311-A)				
76-112 (AA106-A, AB101-A, GH506-A/B, GE226-A/B, GH214-C/D, CC522-A/B, CE149-A/B AT311-A, BB360-B)				
76-121 (AA106-A, AB101-A, GH506-A/B, GE226-A/B, GH214-C/D, CC522-A/B, CE149-A/B AT311-A, BS101-A)				
76-122 (AA106-A, AB101-A, GH506-A/B, GE226-A/B, GH214-C/D, CC522-A/B, CE149-A/B AT311-A, BS101-A, BB360-B)				
76-142 (AA106-A, AB101-A, GH506-A/B, GE226-A/B, GH223-A, CC522-A/B, CE149-A/B, BS101-A, BS102-A, BB360-B, AT311-A)				
REF MANUAL (HARDWARE)	60367200	C	22	ARH
SHMV3 REFERENCE MANUAL VOLS 1,2,3 (INC.7600)	60373900	C	22	ARH
I/O SPECIFICATIONS (INCLUDES 7600)	60408700	B	22	ARH
<b>CYBER 172/173/174 COMPUTER SYSTEMS</b>				
INPUT/OUTPUT SPECIFICATIONS MANUAL (INCLUDES MODEL 175)	19983600	02	22	TTO
<b>CYBER 175</b>				
175-4 (AA120-A, GE258-A/B, CC545-A/B, GH223-A)				
175-6 (AA120-A, GE258-A/B, CC545-A/B, GH223-A, BS110-A)				
175-8 (AA120-A, GE258-A/B, CC545-A/B, GH223-A, BS107-A)				
175-12 (AA120-A, GE258-A/B, CC545-A/B, GH223-A, BS107-A)				
175-16 (AA120-A, GE258-A/B, CC545-A/B, GH223-A, BS107-A)				
HARDWARE REFERENCE MANUAL INPUT/OUTPUT SPECS (SEE CYBER 172/173/174)	60420000	03	22	ARH
<b>CYBER 1000 HARDWARE SEE DW105-A, DY121/122/123 124/127/129</b>				
<b>G-15 COMPUTER REFERENCE MANUALS</b>				
DIGITAL COMPUTER SYSTEM MANUAL	60061300			ARH
INTERCOM 1100 INSTRUCTION CARD (G-15)	60062300			ARH

1. Publication number of literature.  
2. The latest revision level.

3. Indicates number of holes punched in manual for use with hard cover ringed binder.  
4. Price per manual.

TITLE	1	2	3	4
OPERATION MANUAL	60062400			ARH
PA-3 GRAPH PLOTTER REFERENCE	60181800			ARH
PROGRAMMING MANUAL	60062500			
REFERENCE CARD (PAPER STOCK) (G-15)	60062600			ARH
REFERENCE CARD (PLASTIC STOCK) (G15)	60062600			ARH
CUSTOMER ENGINEERING MANUALS				
PARTS MANUAL	60061400			ARH
CE DIAGRAMS	60063000	A		ARH
CA-2 CARD ACCESSORY (AET-01631)	60063100	A		ARH
AN-1 ALPHANUMERIC ACCESSORY MANUAL	60064000			ARH
DA-1 DIFFERENTIAL ANALYZER	60064800			ARH
DIAPER (DIAGNOSTIC ROUTINES)	60064900			ARH
ANC-2 ALPHANUMERIC COUPLER	60065000			ARH
PA-3 GRAPH PLOTTER	60104500			ARH
THEORY OF OPERATION AND SIMPLIFIED DRAWINGS	60121600		22	ARH
DIGITAL MAGNETIC TAPE HANDLER (POTTER MODEL	60124600			ARH
MTA) (902) INSTRUCTION MANUAL INCLUDING				
MTA-2 PARTS LIST				
MTA-2 MAGNETIC TAPE UNIT ACCESSORY	AEG05571		22	ARH
PR-2 PHOTOELECTRIC TAPE READER	AET01621	A		ARH
MTA-2 MAGNETIC TAPE ACCESSORY	AET05613			ARH
PTP-1 PAPER TAPE PUNCH	AET09611			ARH
ANC-1 (OUTLINE, DISCUSSION, INSTALLATION				
AND DRAWINGS)				
(THE FOLLOWING MANUALS FOR THE ABOVE G-15				ARH
COMPUTER PRODUCT LINE ARE AVAILABLE ON A				ARH
SPECIAL ORDER BASIS IN MAX. QTY OF 2 COPIES.				ARH
ALLOW AT LEAST 3-4 WEEKS FOR PROCESSING AND				ARH
DELIVERY. PRICE AVAILABLE UPON REQUEST				ARH
SERVICE MANUAL MTA-3 (AET-5611)	60164600			ARH
SERVICE MANUAL MTA-4 (AET-10621)	60164700			ARH
OPERATORS MANUAL MTA-4 (AEG-10621)	60164800			ARH
G-20 COMPUTER				
REFERENCE MANUALS				
CONTROL BUFFER/MACHINE LANGUAGE (CB-11)	60061800			ARH
GENERAL REFERENCE MANUAL	60061000	A	22	ARH
OPERATING MANUAL	60061700			ARH
REFERENCE CARD (G-20)				
CUSTOMER ENGINEERING MANUALS				
88 SERVICE MANUAL	BER05625			APH
1402 CARD READER/PUNCH REFR/INSTRUCTION	60063200			ARH
LP-12 HIGH SPEED PRINTER (INCL DIAGRAMS)	60062900			ARH
PC-10 CARD PRINTER COUPLER SERVICE	BER11621		22	ARH
CB-11 BUFFER CONTROL CE DIAGRAMS	60063400	A	34	ARH
CB-11 CONTROL BUFFER/SERVICE MANUAL VOL 1	60063700			ARH
CB-11 CONTROL BUFFER/SERVICE MANUAL VOL 2	60063800			ARH

1. Publication number of literature.

2. The latest revision level.

3. Indicates number of holes punched in manual for use with hard cover ringed binder.

4. Price per manual.

TITLE	1	2	3	4
ENGINEERING DESIGN HANDBOOK FOR THE G-20 PT-10 SERVICE MANUAL (BER07621)	60129400 60042800		22	ARH ARH
(THE FOLLOWING MANUALS FOR THE ABOVE G-20 COMPUTER PRODUCT LINE ARE AVAILABLE ON A SPECIAL ORDER BASIS IN MAX. QTY OF 2 COPIES. ALLOW AT LEAST 3-4 WEEKS FOR PROCESSING AND DELIVERY. PRICE AVAILABLE UPON REQUEST				ARH ARH ARH ARH ARH ARH ARH ARH ARH
MT-10 DIAGRAMS	60063500			ARH
MM-10 DIAGRAMS	60064400			ARH
LP-10 DIAGRAMS	60064500			ARH
PC-10 DIAGRAMS	60064300			ARH
PT-10 DIAGRAMS	60064600			ARH
CC-10 DIAGRAMS	60064700			ARH
G-20 CENTRAL PROC. SERVICE MANUAL VOL. 1 (BER-10622)	60211400			ARH
G-20 CENTRAL PROC. SERVICE MANUAL VOL. 2	60211500			ARH
LINE PRINTER EQUIPMENT (1742,3010,3254,8130 PRODUCT ) CE MANUAL	47967000	F	22	RHT
LGP 21 COMPUTER SYSTEM				
MAINTENANCE AND TRAINING MANUAL (INCLUDES TALLY TAPE READER, TALLY TAPE PERFORATOR AND MODEL 101 VISUAL OSCILLOSCOPE DISPLAY)	ESD10600	-	22	
PROGRAMMING MANUAL	SC200100			ARH
REFERENCE MANUAL	SC2000			
LGP 30 COMPUTER SYSTEM				
MAINTENANCE MANUAL	ESD10400		3	
OPERATIONS MANUAL	SC0633			
PROGRAMMING CLASS NOTES	SC0001			
PROGRAMMING MANUAL	SC0576			
RPC 4000 MAINTENANCE AND TRAINING MANUAL MANUAL (INCLUDES RPC 4010 AND RPC 4500)	ESD10501			
REFERENCE MANUAL	SC4006			
RPC 4290 TRANSLATOR MAINT AND TRAINING MANUAL (INCLUDES RPC 4410,4435,4440,180 AND 891)	ESD10505			
SCM-M-120 PRINTER AND 1095-D PRINTER ADAPTER REF/CE MANUAL	41605900	C	22	ARH
0101 BADGE READER AND ADAPTER REFERENCE MAN. OF DIAGRAMS	36818300 36818500	B C	22 22	RVL RVL
0101-B/D BADGE READER 2010 BADGE READER ADAPTER DIAGRAMS	65715000	B	22	RVL
ILLUSTRATED PARTS MANUAL	65715100	B	22	RVL
MAINTENANCE MANUAL	65714900	A	22	RVL

1. Publication number of literature.  
2. The latest revision level.

3. Indicates number of holes punched in manual for use with hard cover ringed binder.  
4. Price per manual.

TITLE	1	2	3	4
0101-C/0107-3 BADGE READER REFERENCE MANUAL CE MANUAL	13792800 13792000	A H	22 22	RVL RVL
0120-C SCALE ADAPTER REFERENCE/CE MANUAL	13794900	A	22	RVL
0202 REMOTE TERMINAL HARDWARE REF/CE MANUAL	65739900	B	22	RVL
101-1 (DJ141-A) SYNCHRONOUS MODEM				
124-1 (DJ140-A/B) SYNCHRONOUS MODEM				
150-A CARD TESTER  (THE FOLLOWING MANUAL FOR THE 150-A CARD TESTER IS AVAILABLE ON A SPECIAL ORDER BASIS IN MAX. QTY OF 2 COPIES. ALLOW AT LEAST 3-4 WEEKS FOR PROCESSING AND DELIVERY.) PRICE AVAILABLE UPON REQUEST REFERENCE/INSTRUCTION AND DIAGRAMS MANUAL	60002600			ARH ARH ARH ARH ARH
151-A CARD TESTER INSTRUCTION MANUAL	60018400	B		ARH
152 CARD TESTER MOD A CE MAINTENANCE MANUAL ILLUSTRATED PARTS LIST, MOD A (6/65)	40814400 40812800	A	22	NRM NRM
160-B COMPUTER (FORMERLY 160 COMPUTER) REFERENCE MAN COMPUTER SYSTEM COMPUTING CENTER OPERATION DESCRIPTION AND OPERATION VOL 1 INSTALLATION MAN INSTRUCTION CARD (PLASTIC) SATELLITE PROGRAMMING MAN	60002300 60020900 60006800 60007200 60070100 60018700	C   B	  22	ARH ARH ARH ARH ARH
CUSTOMER ENGINEERING MANUALS				
CARD PLACEMENT AND EQUATION SUMMARY	60007100	C	22	ARH
CARD PLACEMENT AND EQUATIONS (SERIALS 0-33)	60185500	A	22	ARH
CE DIAGRAMS	60007000	F	34	ARH
CE DIAGRAMS (SERIALS 0-30)	60150900	A	34	ARH
VOL 2 MAINTENANCE	60006900	B		ARH
PERIPHERAL EQUIPMENT CODES	60024900			ARH
STAND ALONE DIAGNOSTIC SYSTEM REFERENCE MAN.	60270200	A	22	ARH
160-A COMPUTER PROGRAMMING PRIMER OF MESSAGE SWITCHING SYSTEMS 160-A INSTRUCTION CARDS REFERENCE MANUAL (COMPUTER) SPECIFICATION (I/O) STAND ALONE DIAGNOSTIC SYSTEM (SAD) VOLS. I, II, III REFERENCE MANUAL INSTALLATION MANUAL	36810300 60070200 60014500 60002500 60272200 60018500	 A G F A	  22 22 22	ARH ARH ARH ARH ARH

1. Publication number of literature.

2. The latest revision level.

3. Indicates number of holes punched in manual for use with hard cover ringed binder.

4. Price per manual.

TITLE	1	2	3	4
<b>CUSTOMER ENGINEERING MANUALS</b>				
160-A WIRE LISTS	24107700	E	22	ARH
160-A CHANNEL ADAPTER OPERATION AND MAINT.	39072500			LJL
BUFFER CHANNEL LONG LINE DRIVE CE MANUAL	60123600	A		ARH
CARD PLACEMENT AND EQUATION SUMMARY	60014300	L	22	ARH
CE INSTRUCTION MANUAL-PART 1, THEO OF OPER	60014000	E	22	ARH
CE DIAGRAMS	60014200	R	22	ARH
DFSC, OPERATION, MAINT.(PARTS LIST) CE MAN.	60014100	D	22	ARH
MASTER CONTROL SYSTEM MAINT MONITOR VOL 1	60104600	D	22	ARH
MASTER CONTROL SYSTEM MAINT MONITOR VOL 2	60104700	C	22	ARH
MASTER CONTROL SYSTEM MAINT MONITOR PROGRAM	60112800	G	22	ARH
LISTINGS VOLS 1 AND 2				
CHECKING PULSE WIDTHS ON 160-A/169 CLOCKED	60119100			ARH
INVERTER CARDS				
<b>161-A/B ON-LINE INPUT/OUTPUT TYPEWRITER</b>				
REFERENCE/INSTRUCTION MANUAL	60007300	S		ARH
CARD PLACEMENT AND EQUATION SUMMARY	60103900	F,G	22	ARH
CE DIAGRAMS (WITHOUT ECN 10) MANUAL	60105400	A	22	ARH
LONG LINE DRIVERS FOR 161 TYPEWRITER	60124100	B	22	ARH
WIRE LIST	60116600	C	22	ARH
<b>161-F ON LINE I/O FLEXOWRITER</b>				
REFERENCE/INSTRUCTION MANUAL	60029100	C	22	ARH
CARD PLACEMENT AND EQUATION SUMMARY	60041400	B	22	ARH
<b>161-G TYPEWRITER</b>				
REFERENCE/INSTRUCTION MANUAL	60094800	B		ARH
(THE FOLLOWING MANUAL FOR THE 161-G IS AVAIL-				ARH
ABLE ON A SPECIAL ORDER BASIS IN MAX. QTY				ARH
OF 2 COPIES. ALLOW AT LEAST 3-4 WEEKS FOR				ARH
PROCESSING AND DELIVERY.) PRICE AVAILABL				ARH
UPON REQUEST				ARH
CARD PLACEMENT AND EQUATION SUMMARY	60141600	C	22	
<b>162 MAGNETIC TAPE SYNCHRONIZERS</b>				
<b>REFERENCE MANUALS</b>				
162(S) REFERENCE MANUAL	60023000			ARH
162-1/162-2 REFERENCE MANUAL	60025800	E	22	ARH
162-1B/162-2B/162-3B REF/INST MANUAL	60100200	B	22	ARH
<b>CUSTOMER ENGINEERING MANUALS</b>				
162(S) CE DIAGRAMS	60026000	E	34	ARH
162(S) CE MANUAL	60026500		22	ARH
162(S) CARD PLACEMENT AND EQUATION SUMMARY	60026800	E	22	ARH
162-1 DIAGRAMS	60026100	M	22	ARH
162-1-A CARD PLACEMENT AND EQUATION SUMMARY	60026900	L	22	ARH
162-1-B CE DIAGRAMS	60104200	J	34	ARH
162-2 DIAGRAMS	60026200	M	34	ARH

1.Publication number of literature.  
2.The latest revision level.

3.Indicates number of holes punched in manual for use with hard cover ringed binder.  
4.Price per manual.

TITLE	1	2	3	4
162-2 CARD PLACEMENT AND EQUATION SUMMARY	60027000	K	22	ARH
162-2-A/H WIRE LIST	60151800	G	22	ARH
162-2-B/G CE DIAGRAMS	60104300	H	34	ARH
162-1-H/162-2-H REF/CE MANUAL DESCRIPTION OPERATION, PROGRAMMING, DIAGRAMS AND P/L	60095000	K	22	ARH
162-3-B/G CE DIAGRAMS	60104400	K	34	ARH
162-1,2,3-B/G CARD PLACEMENT AND EQUATION SUMMARY	60129300	K	22	ARH
NORMAL CHANNEL LONG LINE DRIVERS	60123900	A	22	ARH
(THE FOLLOWING MANUALS FOR THE 162 PRODUCT LINE ARE AVAILABLE ON A SPECIAL ORDER BASIS IN MAX. QTY OF 2 COPIES. ALLOW AT LEAST 3-4 WEEKS FOR PROCESSING AND DELIVERY.) PRICE AVAILABLE UPON REQUEST				ARH ARH ARH ARH ARH
162-2-H CARD PLACEMENT AND EQUATION SUMMARY	60141500	H	22	ARH
CARD PLACEMENT AND EQUATION SUMMARY	60022200	B		ARH
163-A MAGNETIC TAPE SYSTEM				
VOL I REFERENCE/INSTRUCTION MANUAL	60007400	C	22	ARH
163 CE DIAGRAMS	60007500	F	34	ARH
CARD PLACEMENT AND EQUATION SUMMARY	60007600	D	22	ARH
CROSS TABS	60116200		22	ARH
164-A MAGNETIC TAPE SYSTEM				
CE DIAGRAMS	60007800	C	34	ARH
VOL I DESCRIPTION, OPERATION AND MAINTENANCE	60007700	A		ARH
CARD PLACEMENT AND EQUATION SUMMARY	60007900	A	22	ARH
165/165-2 INCREMENTAL PLOTTER				
INSTRUCTION MANUAL	60013900	D		ARH
CARD PLACEMENT AND EQUATION SUMMARY	60119200	A	22	ARH
WIRE LIST, 165-B/G	60151500	C	22	ARH
165-G INCREMENTAL PLOTTER				
REFERENCE/INSTRUCTION MANUAL	60094900	B		ARH
CARD PLACEMENT AND EQUATION SUMMARY	60141400	A	22	ARH
WIRE LIST (SEE 165/165-2)				
166-2 LINE PRINTER				
NORMAL CHANNEL LONG LINE DRIVERS CE MANUAL	60124000	A	22	ARH
REFERENCE/INSTRUCTION MANUAL	60019500	F	22	ARH
CE DIAGRAMS	60022500	R	34	ARH
CARD PLACEMENT AND EQUATION SUMMARY	60102500	J	22	ARH
WIRE LISTS, CROSS TABS	60116400	C	22	ARH
H207 LINE PRINTER REFERENCE/INSTRUCTION MAN.	60109800	B	22	ARH
167-1 CARD READER REFERENCE/INSTRUCTION	60019400	E	22	ARH
167-2-A CARD READER REFERENCE/INSTRUCTION AND DIAGRAMS MANUAL	60022000	D	22	ARH
CARD READER LONG LINE DRIVERS	60124300	C	22	ARH

1. Publication number of literature.

2. The latest revision level.

3. Indicates number of holes punched in manual for use with hard cover ringed binder.

4. Price per manual.

TITLE	1	2	3	4
(THE FOLLOWING MANUAL FOR THE 167-2-A CARD READER IS AVAILABLE ON A SPECIAL ORDER BASIS IN MAX. QTY OF 2 COPIES. ALLOW AT LEAST 3-4 WEEKS FOR PROCESSING AND DELIVERY.) PRICE AVAILABLE UPON REQUEST CARD PLACEMENT AND EQUATION SUMMARY	60022200	B		ARH ARH ARH ARH ARH ARH
168-1-A AUXILIARY ARITHMETIC UNIT VOL.1, DESCRIPTION, OPERATION AND MAINTENANCE MANUAL CARD PLACEMENT AND EQUATION SUMMARY CROSS TABS	60021600 60021700 60112700	A A		ARH 22 ARH 22 ARH
168-2-A AUXILIARY ARITHMETIC UNIT REFERENCE/INSTRUCTION MANUAL VOL 2 DIAGRAMS AUX. ARITH. UNIT CARD PLGMT. AND EQ. SUMMARY	60023800 60023900 60024000	D B A	22 34 22	ARH ARH ARH
169-A AUXILIARY MEMORY UNIT REFERENCE/INSTRUCTION MANUAL CE DIAGRAMS CARD PLACEMENT AND EQUATION SUMMARY CROSS TABS CHECKING PULSE WIDTHS ON 160-A/169 CARDS EXTERNAL BUFFER CHANNEL LONG LINE DRIVERS CE MANUAL	60014400 60022300 60022400 60116300 60119100 60123800	D H F A A A	22 22 22 22 22 22	ARH ARH ARH ARH ARH ARH
170-A CARD PUNCH CONTROLLER REFERENCE/INSTRUCTION MANUAL CARD PLACEMENT AND EQUATION SUMMARY CE DIAGRAMS MANUAL CROSS TABS, 170-B/G	60021800 60090200 60021900 60151200	A D E D	22 22 34 22	ARH ARH ARH ARH
(THE FOLLOWING MANUAL FOR THE 170-A CARD PUNCH CONTR. IS AVAILABLE ON A SPECIAL ORDER BASIS IN MAX. QTY OF 2 COPIES. ALLOW AT LEAST 3-4 WEEKS FOR PROCESSING AND DELIVERY) PRICE AVAILABLE UPON REQUEST CARD PUNCH CONTROLLER LONG LINE DRIVERS	60123700	A		ARH ARH ARH ARH ARH
170-G CARD PUNCH CONTROLLER REFERENCE/INSTRUCTION MANUAL CROSS TABS (SEE 170-A)	60095400	E	22	ARH
(THE FOLLOWING MANUALS FOR THE ABOVE PRODUCT ARE AVAILABLE ON A SPECIAL ORDER BASIS IN MAX. QTY OF 2 COPIES. ALLOW AT LEAST 3-4 WEEKS FOR PROCESSING AND DELIVERY.) CARD PLACEMENT AND EQUATION SUMMARY	60141300	G	22	ARH
174-G PAPER TAPE READER/PUNCH CE MANUAL	60121100	H	22	ARH
177-A/R CARD READER CONTROLLER				

1. Publication number of literature.  
2. The latest revision level.

3. Indicates number of holes punched in manual for use with hard cover ringed binder.  
4. Price per manual.

TITLE	1	2	3	4
REFERENCE/INSTRUCTION MANUAL	60049100	D	22	ARH
CARD PLACEMENT AND EQUATION SUMMARY	60122600	A	22	ARH
WIRE LIST AND CABLE TABS, 177-B/G	60151700	B	22	ARH
177-G CARD READER CONTROLLER				
REFERENCE INSTRUCTION MANUAL	60095200	E		ARH
WIRE LIST AND CABLE TABS (SEE 177-A/B)				
(THE FOLLOWING MANUALS FOR THE ABOVE PRODUCT ARE AVAILABLE ON A SPECIAL ORDER BASIS IN MAX. QTY OF 2 COPIES. ALLOW AT LEAST 3-4 WEEKS FOR PROCESSING AND DELIVERY.)				
CARD PLACEMENT AND EQUATION SUMMARY	60141200	A	22	ARH
180 DATA COLLECTOR				
DIAGRAMS AND WIRE LIST CE MANUAL	40808300		22	NRM
210 ANALOG TO DIGITAL CONVERTER				
OPERATIONS AND MAINT INSTRUCTION MANUAL	39074700		3	LJL
217-2/FC11-B				
DISPLAY STATION FOR USE WITH 217-2 EQUIPMENT	82128800	A00	22	RVL
CONTROLLER PARTS DATA BOOK (INCLUDES INFO ON CC505-A, CC505-B)				
213-1 TYPEWRITER STATION PARTS DATA BOOK (INCLUDES INFO ON CK105-A AND CK105-B)	82128900	A00	22	RVL
222 (CL401-A/B, CL402-A/B) LINE PRINTER CONTROLLER				
224 (CE152) CARD READER				
224-2 (CE304) CARD READER				
224-2A (CE306) CARD READER				
226-1 (CF105) CARD PUNCH				
250-2 DISPLAY SUBSYSTEM HARDWARE REF. MANUAL	82129000	A00	22	RVL
252-2 DISPLAY CONSOLE (REV. 0-3)	82129700	A00		RVL
271 DIGIGRAPHICS CONTROLLER REFERENCE MANUAL	60181400			ARH
273 DIGIGRAPHIC CONSOLE REFERENCE/CE MANUAL	60188600	A	22	ARH
274 DIGIGRAPHIC CONSOLE GEN DESC, THEO OF OP, DIAGS, MAINT, P/L REFERENCE/CE MANUAL	60279100	A	22	ARH
275 DIGIGRAPHIC SYSTEM				
DIGIGRAPHIC MAN-MACHINE SYSTEMS 275 BUFFER	60181300	A	22	ARH

1. Publication number of literature.  
2. The latest revision level.

3. Indicates number of holes punched in manual for use with hard cover ringed binder.  
4. Price per manual.



TITLE	1	2	3	4
MEMORY REFERENCE MANUAL				
302 COMMUNICATIONS EXPANSION MOD REF/CE MAN	13796100	A	22	ARH
303-1 (GG105-A) COMMUNICATIONS EXPANSION UNIT REFERENCE MANUAL	13797400	A	22	ARH
304-1 (DJ805-A/B) COMMUNICATIONS MULTIPLEXER REFERENCE MANUAL	13796400	D	22	ARH
311-9 DATA SET ADAPTER EQUATION FILE AND WIRE LIST CE MANUAL	36824400	B	22	ARH
311-2 (DJ110-A/DJ111-A) DATA SET ADAPTER REFERENCE MANUAL	41602400	A	22	ARH
311-3 COMMUNICATIONS ADAPTER REF INFO (USE 361-5)				
312-2 DATA SET ADAPTER REFERENCE MANUAL	41609000	A	22	ARH
313 (8536-C/8537-C/FJ413-A/FJ414-A) DATA SET ADAPTER REFERENCE MANUAL	13798400	A	22	ARH
314 (8536-C/8537-C/FJ413-A/FJ414-A) DATA SET ADAPTER REFERENCE MANUAL	13798500	A	22	ARH
317 (8536-D/8537-D/FJ413-A/FJ414-A) DATA SET ADAPTER REFERENCE MANUAL	13798600	B	22	ARH
318 (8536-D/8537-D/FJ413-A/FJ414-A) DATA SET ADAPTER REFERENCE MANUAL	13798700	B	22	ARH
321 (8518-C/8519-D) TELETYPEWRITER TERMINAL UNIT REFERENCE MANUAL	13799300	A	22	ARH
323 (8518-C/8519-D) TELETYPEWRITER TERMINAL UNIT (USE 321 REFERENCE MANUAL)				
326-C TRUNK LINE ADAPTER THEORY OF OPERATION, MAINTENANCE, PROGRAMMING, CARD PLACEMENT, PARTS LISTS, DIAGRAMS REFERENCE/CE MANUAL	36829000	A	22	ARH
OPERATION, INSTALLATION, MAINTENANCE CE MAN	36824800	A	22	ARH
327 DATA SET ADAPTER CE MANUAL	36824700	A	22	ARH
327-2 (DJ101-A, DJ115-A) DATA SET ADAPTER REFERENCE MANUAL	41600500	A	22	ARH

1. Publication number of literature.  
2. The latest revision level.

3. Indicates number of holes punched in manual for use with hard cover ringed binder.  
4. Price per manual.

TITLE	1	2	3	4
330 (8536-D/8537-D) DATA SET ADAPTER REFERENCE MANUAL	13798300	B	22	ARH
331 (8536-/8537-F) DATA SET ADAPTER REFERENCE MANUAL	41607100	A	22	ARH
332-1 (8536-C/8537-C) DATA SET ADAPTER REFERENCE MANUAL	13798200	A	22	ARH
350 PAPER TAPE READER/REFERENCE MANUAL MOD C-G REFERENCE MANUAL MOD A AND B DIAGRAMS AND WIRE LIST, MOD J,K,L,M MAINTENANCE MANUAL MOD J,K,L,M,N,P,R,S,T,U PARTS LIST (MOD A THRU U)	40801200 PED 108A 40808000 40813100 40861900	A  B B B	22 22 22 22	NRM NRM NRM NRM
358-1 (DJ112-A/B) TRANSCEIVER REF MANUAL	41605300	B	22	ARH
358-2 (DJ113-A/B) TRANSCEIVER REF MANUAL	41606200	B	22	ARH
358-3 (DJ114-A/B) TRANSCEIVER REFERENCE MANUAL	41601800	C	22	ARH
360-65+/67+ MEMORY SYSTEM DIAGNOSTIC PACKAGE USERS GUIDE	75400200	A	3	PLY
358-4 (DJ114-C/D) TRANSCEIVER REF INFO (USE 358-3)				
361-1 (DJ142-A, DJ143-A) COMMUNICATIONS ADAPTER REFERENCE MANUAL	41612200	C	22	ARH
361-2 (DJ143-A) COMMUNICATIONS ADAPTER REF INFO (USE 361-1)				
361-3 (DJ142-A) COMMUNICATIONS ADAPTER REF INFO (USE 361-1)				
361-4 (DJ122-A) COMMUNICATIONS ADAPTER REFERENCE MANUAL	41609600	A	22	ARH
361-5 (DJ144-A) COMMUNICATIONS ADAPTER REFERENCE MANUAL	41611800	C	22	ARH
361-6 (DJ145-A) COMMUNICATIONS ADAPTER REFERENCE MANUAL	41612000	B	22	ARH
361-7 (DJ146-A) COMMUNICATIONS ADAPTER REFERENCE MANUAL	41612400	A	22	ARH
362-1 (GH407-A/B, DK509-A/B) TELEGRAPHIC LEVEL CONVERTER				

1. Publication number of literature.  
2. The latest revision level.

3. Indicates number of holes punched in manual for use with hard cover ringed binder.  
4. Price per manual.

TITLE	1	2	3	4
REFERENCE MANUAL	41610500	A	22	ARH
362-2 (DK509-A/B) TELEGRAPHIC LEVEL CONVERTER REF INFO (USE 362-1)				
364-1/2 (DJ808-A, GD306-A/B, GH407-A/B) COMMUNICATIONS MULTIPLEXER REFERENCE MANUAL	41610900	A	22	ARH
364-3 (DJ813-A) COMMUNICATIONS MULTIPLEXER REFERENCE MANUAL	41612500	A	22	ARH
364-4 (DJ814-A, GD306-A/B, GH407-A/B) COMMUNICATION MULTIPLEXER REFERENCE MANUAL	41612700	B	22	ARH
364-5 (DJ814-A) COMMUNICATION MULTIPLEXER REF INFO (USE 364-4)				
370 PAPER TAPE READER DIAGRAMS, C/P, W/L, MODS A01-B01 AND ABOVE MAINTENANCE MANUAL MOD A AND B (6166) PARTS LIST MOD A AND B	40864900 40823900 40829400	B A D	22 22 22	NRM NRM NRM
402M ANALOG MULTIPLEXER OPER AND MAINT INSTR	39074900			LJL
405 HIGH SPEED CARD READER REFERENCE MANUAL A/B APENDIX FOR C, J, J AND K PARTS LIST MOD A THRU D SUPPLEMENTAL MANUAL (MOD D)	40809300 40825200 49750900	J L B	22 22 22	VFD VFD VFD
405 PL-10 CARD READER CE156 PARTS DATA CE MAN	49755400	A	22	VFD
407 (CE149) CARD READER				
415 CARD PUNCH ILLUSTRATED PARTS LIST MOD A AND B DIAGRAMS, THEO OF OPER., GEN DESC CE/REF MAN	40820200 49755300	G C	22 22	VFD VFD
415-PL-10 CARD PUNCH (CF109) PARTS DATA CE MAN	49755500	A	22	VFD
415-30 (CH102-A/B, FE202-A/B) CARD PUNCH AND CONTROLLER				
417-1 (CF108-A/B, FE201-A) CARD PUNCH WITH CONTROLLER				
430 (CF504) CARD READ-PUNCH				
430 PL-10 CARD READER-PUNCH (CF511) PARTS DATA	49755900	01	22	VFD
460 COMPUTER SYSTEM 462-01A/02A TELETYPE CONTROLLERS	14060200		22	GSD

1. Publication number of literature.  
2. The latest revision level.

3. Indicates number of holes punched in manual for use with hard cover ringed binder.  
4. Price per manual.

TITLE	1	2	3	4
501 AND 505 HIGH SPEED LINE PRINTER				
501 REFERENCE MANUAL MOD A AND B	40805000		22	RHT
ILLUSTRATED PARTS LIST (501 MODS C/D, 505 MODS A/B)	50581600	A	22	RHT
501 HIGH SPEED LINE PRINTER REFERENCE MANUAL (MOD C AND D)	40807200		22	RHT
505 HIGH SPEED LINE PRINTER REF. MOD A/B	40820800	A	22	RHT
CUSTOMER ENGINEERING MANUALS				
ILLUSTRATED PARTS LIST, MOD A AND B (501)	40815200	A	34	RHT
DIAGRAMS AND C/P (501 MOD C07-C14/D01-D08, 505 MOD A07-A14/R01-B07)	40861700	B	22	RHT
DIAGRAMS AND C/P (501 MOD C01-C06, 505 MOD A01-A06)	40861800	A		RHT
DIAGRAMS AND C/P (501 MOD A01-A07, B01-B06)	40862000	A	22	RHT
DIAGRAMS AND C/P (501 MOD A08-A09, B07 AND B08)	40862100	B	22	RHT
DIAGRAMS AND CARD PLACEMENT (501 MOD A10-A11 B09-B10)	40862200	A	22	RHT
512 (CL601 ) LINE PRINTER				
517 (CL835) LINE PRINTER				
580 LINE PRINTER EQUIPMENT				
INTRODUCTION, ASSEMBLY PARTS LIST, PRINTED CIRCUIT CARDS, USED-ON INDEX PART I.D. MAN. CONTROLS AND INDICATORS, OPERATING PROCEDURE OPERATOR MAINTENANCE OPERATORS HANDBOOK GEN. DESC., OPERATION AND PROGRAMMING, THEORY OF OPERATION, MAINTENANCE, PARTS DATA CE MAN INTRODUCTION, OPERATING INSTRUCTIONS, PRINCIPLES OF OPERATIONS REFERENCE MANUAL INSTALLATION AND CHECKOUT, PREVENTIVE/CORRECTIVE MAINTENANCE, PARTS REPLACEMENT FIELD SERVICE MANUAL VOL.1	91858900	A	22	RHT
FIELD SERVICE MANUAL VOLUME II	91860400	B	22	RHT
	91859000	C	22	RHT
	91858600	B	22	RHT
	91858700	B	22	RHT
	91858800	B01	22	RHT
595 PRINT CARTRIDGE HARDWARE REFERENCE/CE MAN. GEN DESC., THEO OF OPER., MAINT., PARTS DATA CE MANUAL	44855800	C	22	RHT
TYPE D MANUAL	50582200	D	22	RHT
	91860100	A	22	RHT
599 DRUM PRINTER TESTER MAINTENANCE MANUAL	40820500		22	NRM
601 MAGNETIC TAPE TRANSPORT				
DIAGRAMS AND WIPE LIST MOD A-B	40812400	B	22	VFD
MAINTENANCE MANUAL, MOD A AND B	40815300	G	22	VFD
PARTS LIST, MOD A, B AND C (4167)	40862700	A	22	VFD

1. Publication number of literature.

2. The latest revision level.

3. Indicates number of holes punched in manual for use with hard cover ringed binder.

4. Price per manual.

TITLE	1	2	3	4
602 MAGNETIC TAPE TRANSPORT MAINTENANCE MANUAL, MOD A AND B (11/65) DIAGRAMS AND WIRE LIST, MOD A AND B	40815500 40815600	A A	22 22	VFD VFD
603 MAGNETIC TAPE TRANSPORT  ILLUSTRATED PARTS LIST, MOD F, G, H AND J ILLUSTRATED PARTS LIST MAINTENANCE MANUAL MODS A,B,C,D AND E (ECN21 MAINTENANCE MANUAL MOD F,G,H AND J (5165) DIAGRAMS AND WIRE LIST, MOD A01-A04 (4/66) DIAGRAMS AND WIRE LIST, MOD B-E (12/65) DIAGRAMS AND WIRE LIST, MOD F-J (9/66)	40812700 PE02003 40814800 40812600 40823000 40820300 40819400	D A C C B B B	22 22  22  22 22	VFD VFD VFD VFD VFD VFD VFD
604,606,607 MAGNETIC TAPE TRANSPORTS ILLUSTRATED PARTS LIST DIAGRAMS AND WIRE LIST, MODS A,B,C,D AND E MAINTENANCE MANUAL MODS A,B,C,D AND E	40810800 40811500 40812500	 B C	 22 22	VFD VFD VFD
604-2 (BE101) MAGNETIC TAPE TRANSPORT				
605 MAGNETIC TAPE TRANSPORT MAINTENANCE MANUAL, MOD G (8/65) ILLUSTRATED PARTS LIST MOD G DIAGRAMS AND WIRE LIST, MOD G (8/65)	40811800 40811900 40815400	1  B	22 3 22	VFD VFD VFD
606 MAGNETIC TAPE TRANSPORT  CE MAINTENANCE MANUAL, MOD G,H,J,K,L DIAGRAMS AND WIRE LIST, MOD G-L MAINTENANCE MANUAL, MOD C AND E (11/65) MAINTENANCE MANUAL MOD B AND N (2/66) DIAGRAMS AND WIRE LIST, MOD C-E (12/65) DIAGRAMS AND WIRE LIST, MOD 1 AND 2 (2/66) DIAGRAMS AND WIRE LIST, MOD N03-N05 (2/66)	40811400 40812000 40816500 40816800 40821200 40822400 40822500	03 C 1 1 B B B	 22 22 22 22 22 22	VFD VFD VFD VFD VFD VFD VFD
607 MAGNETIC TAPE TRANSPORT MAINTENANCE MANUAL MODS A,B,C,D,E AND F DIAGRAMS AND WIRE LIST MANUAL, MOD A-F DIAGRAMS, WIRE LIST, CIRC. DFSC., G/P CE MAN	40815100 40821000 49757600	D E A	22 22 22	VFD VFD VFD
607-2 (BE222) MAGNETIC TAPE TRANSPORT				
607 R MAGNETIC TAPE TRANSPORT MAINT CE MANUAL	49757500	A	22	VFD
608 (BE102) MAGNETIC TAPE TRANSPORT				
609 (BE401) MAGNETIC TAPE TRANSPORT				
612 MAGNETIC TAPE TRANSPORT MAINTENANCE MANUAL	40819500	1	22	NOM

1. Publication number of literature.  
2. The latest revision level.

3. Indicates number of holes punched in manual for use with hard cover ringed binder.  
4. Price per manual.

TITLE	1	2	3	4
626 MAGNETIC TAPE TRANSPORT ILLUSTRATED PARTS LIST, MOD B REFERENCE MANUAL, MOD B DIAGRAMS AND WIRE LIST MOD B,C,D,F,G (5/66)	PE02008 PE02214 40824000		3 22 22	VFD VFD VFD
627 MAGNETIC TAPE TRANSPORT ILLUSTRATED PARTS LIST, MOD A REFERENCE MANUAL, MOD A DIAGRAMS AND WIRE LIST MOD A01 AND ABOVE	40807700 40807800 40811200	01  E	3 3 22	VFD VFD VFD
636 COMPUTER PROGRAMMING MANUAL	22003300			
657-1 (BE103) MAGNETIC TAPE TRANSPORT				
657-2 (BE104) MAGNETIC TAPE TRANSPORT				
657-3 (BE223) MAGNETIC TAPE TRANSPORT				
657-4 (BE224) MAGNETIC TAPE TRANSPORT				
659-1 (BE406) MAGNETIC TAPE TRANSPORT				
659-3 (BE408) MAGNETIC TAPE TRANSPORT				
659-4 (BE409) MAGNETIC TAPE TRANSPORT				
66X PSDG FIELD SERVICE MANUAL	49751400	E	22	VFD
671 MAGNETIC TAPE TRANSPORT EXERCISER REFERENCE MANUAL DIAGRAMS, C/P, WIRE LIST MOD A01 AND ABOVE PARTS LIST MOD A	40814200 40817200 40822000	A C A	22 22 22	NRM NRM NRM
673 (GK102) TAPE EXERCISER				
680 MAGNETIC TAPE CERTIFIER DIAGRAMS AND WIRE LIST MODS A,B DIAGS AND WIRE LIST MODS E-F MAINTENANCE MANUAL FOR MODS A THUR H PARTS LIST MODS A-D PARTS LIST MODS E-H	40822800 40862600 40822200 60188800 41240100	E E D B B	22 22 22 22 22	NRM NRM NRM NRM NRM
680,685,690 MAGNETIC TAPE CERTIFIERS TECHNICAL INFORMATION MANUAL	40822600			NRM
686 (GL102) TAPE CERTIFIER				
688 CLOSED LOOP AIR DUCT SYSTEM REFERENCE AND ILLUSTRATED PARTS LIST MANUAL	PE02216			ARH
689 TRANSPORT CHANNEL SWITCH/REFERENCE MOD A DIAGRAMS AND WIRE LIST, MOD A (1/165)	40807900 40809100	A A	22 22	NRM NRM

1. Publication number of literature.  
2. The latest revision level.

3. Indicates number of holes punched in manual for use with hard cover ringed binder.  
4. Price per manual.

TITLE	1	2	3	4
698 MAGNETIC TAPE CERTIFIER TECHNICAL INFO MAN REFERENCE MANUAL, MOD B, C, D AND E	40803400			NRM
DIAGRAM AND WIRE LIST, MOD D AND E (7/65)	40816000	A	22	NRM
PARTS LIST, MODS B01-B03,C01-C03,D01-D04, E01-E04,F01-F04,G01-G04	40814600	C	22	NRM
	40814300	C	22	NRM
699 TAPE TRANSPORT EXERCISER/REFERENCE (MOD C)	40803200			NRM
DIAGRAMS AND WIRE LIST MOD A,B AND F	40809500	B	22	NRM
MAINTENANCE MANUAL MODS A,B AND F	40814500	A	22	NRM
720 DIGITAL COMMUNICATIONS TERMINAL CONTROL UNIT REFERENCE MANUAL	36814300			ARH
DIAGRAMS OF MANUAL	36823200		34	ARH
EQUATION FILE, CARD PLACEMENT, WIRE TABS, CABLE TABS, MAINTENANCE OF MANUAL	36817400	C	22	ARH
720-G DIGITAL COMMUNICATION TERMINAL CONTROL DIAGRAMS OF MANUAL	36823300		34	ARH
730-100 (BR372-A) MEMORY EXPANSION FOR MEDIUM AND SLOW SPEED BATCH STATIONS				
733-10 (CE125-A/B, CL503-A/B, DT208-A, FV218-A/B, FV433-A, FV435-A) HIGH SPEED BATCH SUBSYSTEM/TERMINAL FUNCTIONAL CHARACTERISTICS AND PROGRAMMING OPERATORS MANUAL	60329500	B	22	ARH
FOR BUFFER CONTROLLER DIAGNOSTIC LISTINGS SEE FR113-A - CATALOG SECTION 1	60399500	B	22	ARH
733-101 (CF111-A/B, FV437-A) CARD PUNCH				
733-110 (CL503-A/B, FV437-A) TERMINAL LINE PRINTER				
733-120 (CE125-A/B, FV437-A) TERMINAL CARD READER				
733-130 (CJ152-A) TERMINAL ADAPTOR				
733-140 (BR377-A) MEMORY INCREMENT				
733-150 (CA115-A, CC102-A/B, FV434-A, FV436-A) KEYBOARD-DISPLAY				
733-152 (CA115-A, CC102-A/B, FV434-A/B) KEYBOARD-DISPLAY				
781 MAGNETIC TAPE CLEANER - GEN DESC., THEORY OF OP., DIAGRAMS, MAINT. OF MANUAL	70611600	A	22	NRM
OPERATORS MANUAL	70611500	A	22	NRM
OF MANUAL	70616100	A	22	NRM
OPERATORS GUIDE	70616200	A	22	NRM

1.Publication number of literature.  
2.The latest revision level.

3.Indicates number of holes punched in manual for use with hard cover ringed binder.  
4.Price per manual.

TITLE	1	2	3	4
782 MAGNETIC TAPE CLEANER - GEN DESC., THEORY OF OP., DIAGRAMS, MAINT. CE MANUAL OPERATORS MANUAL	70611800	A	22	NRM
	70611700	A	22	NRM
783 MAGNETIC TAPE CLEANER - GEN DESC., THEORY OF OP., DIAGRAMS, MAINT. CE MANUAL OPERATORS MANUAL	70612000	A	22	NRM
	70611900	A	22	NRM
791-1 (DT137-A, DT138-A, DT139-A, FJ424-A/B/C) COMMUNICATIONS SUBSYSTEM REFERENCE MANUAL	60325100	B	22	RVL
807/808 DISK FILES--ALSO LISTED AS BH411/BH412 DIAGRAMS AND W/L MODS A01-A08, B02-B08 DIAGS AND WIRE LIST MODS A09 AND ABOVE MAINTENANCE MOD A PARTS LIST MOD A	40862500	R	22	NRM
	70605400	B	22	NRM
	40823400	D	22	NRM
	40824300	B	22	NRM
813/814 DISK FILE DIAGRAMS,C/P,WIRE LIST MODS A01-A05,B01-B05 DTAGRAMS AND WIRE LIST MODS A06, B06 MAINTENANCE MANUAL MODS A AND B PARTS LIST THEO OF OPERATION MAINTENANCE AIDS	40827500	J	22	NRM
	70601100	D	22	NRM
	40824800	E	22	NRM
	40863300	B	22	NRM
	40865200	B	22	NRM
817 DISK FILE--LISTED AS BH405				
821 DISK FILE--LISTED AS BH408 AND BH410				
828 DISK FILE CE INSTRUCTION MANUAL CE DIAGRAMS	60099400		22	NRM
	60099500		34	NRM
841 MULTIPLE DISK DRIVE REFER TO BM101, BM102, BM103, BM104				
844-2 ( ) DISK STORAGE UNIT GENERAL INFO (USE 7054-1) OPERATION AND PROGRAMMING (USE 7054-1)				
852 DISK STORAGE DRIVE MAINTENANCE MANUAL MOD A/B PARTS LIST MOD A AND B DIAGRAMS AND WIRE LISTS MOD A AND B	40820000	B	22	NRM
	40825000	B		NRM
	40825100	H	22	NRM
853 DISK STORAGE DRIVE DTAGS AND W/L MODS A01-A09,B01-B09 DIAGS,CIR DES,C/P,W/L, MODS A10-A11,B10-B11 MAINTENANCE MANUAL MOD A,B MAINTENANCE MANUAL MODS A12, B12 AND ABOVE PARTS LIST MODS A01-A11,B01-B11 DIAGRAMS,CIRC DESC., C/P, W/L MODS A12 PARTS LIST MODS A12 ABOVE B12 ABOVE	40825600	P	22	NRM
	41240900	F	22	NRM
	40823100	E	22	NRM
	41245700	C	22	NRM
	40826300	D	22	NRM
	41247300	E	22	NRM
	41244100	D	22	NRM

1.Publication number of literature.  
2.The latest revision level.

3.Indicates number of holes punched in manual for use with hard cover ringed binder.  
4.Price per manual.



TITLE	1	2	3	4
ABOVE, B12 AND ABOVE				
854 DISK STORAGE DRIVE				
DIAGRAMS AND WIRE LISTS MANUAL MODS A,B	40824900	W	22	NRM
DIAGS, CIRC., DESC. C/P, W/L MODS A10-A11, B10-B1	41241000	F	22	NRM
DIAGS, AND WIRE LIST MODS A12, B12	41247400	F	22	NRM
J12, K12				
MAINTENANCE MANUAL MODS A, B	40823200	E	22	NRM
MAINT. MAN. MOD A12, B12, AND ABOVE	41245800	E	22	NRM
PARTS LIST MOD A AND B	40826400	D	22	NRM
PARTS LIST MODS A12 AND ABOVE AND B12 ABOVE	41244200	E	22	NRM
857 DISK STORAGE DRIVE--LISTED AS BJ104				
861/863/865 DRUM STORAGE UNIT REFERENCE MANUAL (SEE 3000 PFR EQUIP REF MANUAL REV J)				
861-B/863-B, 863-C/BG108-C DRUM STORAGE UNITS	60210300	D	22	NRM
DIAGS, CIRC DESC, MAINT, C/P, EQ SUMMARY W/L				
PARTS LIST	70606800	A	22	NRM
863-C DRUM STORAGE UNIT (USE BG108-C/D)				
865 DRUM STORAGE UNIT--LISTED AS BG113				
897 DISK FILE CLOCK/TRACK VERIFICATION ADDRESS	40862400	B	22	NRM
WRITER GEN. DESC. INST. AND CHKOUT. OPERATION				
DIAG. MAINT, MAINT P/DATA W/L CE MANUAL				
898 DISK STORAGE DRIVE EXERCISER CE MANUAL	40860400	C	22	NRM
MOD A AND B				
899 DISK STORAGE DR EXERCISER MAINT MANUAL	40860500	C	22	NRM
915 PAGE READER				
GRASP II (GENERALIZED READ AND SIMULATE	48704702	04	3	RAB
PROGRAM) A GENERALIZED DATA CAPTURING SYS.				
FOR 915 OCR PAGE READING SYSTEMS OPERATOR				
INFORMATION MANUAL				
GRASP - 8030/160-A OCR SOFTWARE REF MAN.	48996600	A	3	RAB
THEORY OF OPERATION MANUAL	48430170	A	3	RAB
PARTS LIST MODS C, D, F, F	40862900	B	22	RAB
PARTS LIST A/B SUPPLEMENT	40863900	A	22	RAB
915/919 OCR MEDIA MANUAL	91566700		3	ROK
915/1700 PAGE READER SETUP SOFTWARE REF MAN	48143910	02		RAB
921 DOCUMENT READER OCR MEDIA MANUAL	60216104	C	3	RAB
THEORY OF OPERATION	48780800	02	3	RAB
921/8092 OCR DOCUMENT READER	87900200			ROK
SYSTEM OPERATING AND PROGRAMMING GUIDE				

1. Publication number of literature.  
2. The latest revision level.

3. Indicates number of holes punched in manual for use with hard cover ringed binder.  
4. Price per manual.

TITLE	1	2	3	4
924-A COMPUTER REFERENCE MANUALS				
PERIPHERAL EQUIPMENT CODES	60026700			ARH
I/O SPECIFICATION AND INSTALLATION REFERENCE MANUAL	60027100 60027400			ARH ARH
INSTRUCTION CARD	60070300			ARH
CUSTOMER ENGINEERING MANUALS				
CE DIAGRAMS	60027500	S	34	ARH
CE INSTRUCTION MANUAL	60094100	A	22	ARH
PARTS LIST CE MANUAL	60017300		22	ARH
924-B COMPUTER REFERENCE MANUALS				
I/O SPECIFICATION AND INSTALLATION REFERENCE MANUAL	60013700 60016800		22	ARH ARH
CUSTOMER ENGINEERING MANUALS				
CE MAINT/INSTRUCTION MANUAL	60017000	B	22	ARH
CE DIAGRAMS	60017100	F	34	ARH
925-A MAGNETIC TAPE CONTROLLER REFERENCE MANUAL	60029300	B		ARH
DIAGRAMS	60048900	G, H	34	ARH
CE INSTRUCTION MANUAL	60090300	A	22	ARH
CARD PLACEMENT, EQUATION SUMMARY	60287100	B	22	ARH
(THE FOLLOWING MANUALS FOR THE ABOVE PRODUCT ARE AVAILABLE ON A SPECIAL ORDER BASIS IN MAX. QTY OF 2 COPIES. ALLOW AT LEAST 3-4 WEEKS FOR PROCESSING AND DELIVERY.)				
CARD PLACEMENT, CHASSIS 33 100	24105200	D		ARH
CARD PLACEMENT, CHASSIS 33 200	24105300			ARH
EQUATION SUMMARY	24106100	G		ARH
925-S MAGNETIC TAPE SYNCHRONIZER CE INSTRUCTION AND REFERENCE MANUAL (REFER TO 925-A)				
(THE FOLLOWING MANUALS FOR THE ABOVE PRODUCT ARE AVAILABLE ON A SPECIAL ORDER BASIS IN MAX. QTY OF 2 COPIES. ALLOW AT LEAST 3-4 WEEKS FOR PROCESSING AND DELIVERY.)				
CARD PLACEMENT	24345000	A		ARH
CE DIAGRAMS	60106300	C	34	ARH
926-A MAGNETIC TAPE CONTROLLER PRELIMINARY REFERENCE MANUAL	60044800	A		ARH
CE DIAGRAMS	60093100	E	34	ARH

1. Publication number of literature.  
2. The latest revision level.

3. Indicates number of holes punched in manual for use with hard cover ringed binder.  
4. Price per manual.

TITLE	1	2	3	4
CE INSTRUCTION MANUAL	60094600		22	ARH ROK
929 OCR DOCUMENT READER THEORY OF OPERATION	91604200			ROK
MEDIA MANUAL	91604300	A	22	ROK
SYSTEMS OPERATORS GUIDE	87978800	A	22	ROK
935 OCR DOCUMENT READER SYSTEM REF/OPERATIONS MANUAL	60270700	01	22	ROK
936 SETUP REFERENCE MANUAL	48704810	04	3	ROK
OCR MEDIA MANUAL	60216101	02	3	ROK
OCR DOCUMENT READER THEORY OF OPERATIONS	48704850	02	3	ROK
DITO (DOCUMENT IN-TAPE OUT) OCR 1700/SC1700 COMPILER SYSTEMS SOFTWARE REF MAN	48781100	02	3	ROK
955 PAGE AND DOCUMENT READER CONTROLLER REFERENCE MANUAL	60324600	C	22	ROK
THEORY OF OPERATIONS	48430070	A	3	ROK
SYSTEMS OPERATORS GUIDE VOL. 2	48643305	02	3	ROK
SETUP SOFTWARE REFERENCE MANUAL	48430050	03	3	ROK
955/959 PAGE AND DOCUMENT READER THEORY OF OPERATION	91604400			ROK
OCR MEDIA MANUAL	91604500	B	22	ROK
1010 INPUT STATION REFERENCE MANUAL OF DIAGRAMS MANUAL	36817700	A	22	RVL
SUPPLEMENT TO DIAGRAMS MANUAL 36817900	36817900	B	34	RVL
ILLUSTRATED PARTS LIST	65699100		34	RVL
	36820500		22	RVL
1020 INPUT STATION REFERENCE MANUAL MAINTENANCE MANUAL	36818000	C	22	RVL
SUPPLEMENT I TO MAINTENANCE MAN - 36818100	36818100	D	22	RVL
DIAGRAMS	36828600			RVL
PARTS LIST	36818200	K	34	RVL
MULTI-WIRE SEARCH UNIT SUPPLEMENT	36820600	D	22	RVL
DIAGRAMS AND WIRE LIST SUPPLEMENT TO 1020/1021	36824500		22	RVL
	36828700	B	34	RVL
1022/1023/2022 DATA COLLECTOR CONTR. REFERENCE	36826500		22	RVL
1025-F INPUT STATION REFERENCE MANUAL OF MAINTENANCE OF MANUAL	13792900	B	22	RVL
ILLUSTRATED PARTS MANUAL	13793000	D	22	RVL
	13797700	H	22	RVL
QSE 1257-A,B PRINTER STATION REF/CE MANUAL	82115700	300	22	RVL
1500 INPUT/OUTPUT EQUIPMENT MANUALS DATA AND CONTROL TERMINAL (DCT 30) HARDWARE REFERENCE/CE MANUAL	84894200	A	22	LJL
PERIPHERAL EQUIPMENT SITE PREPARATION MAN.	39230300	C	22	LJL
REMOTE I/O SUBSYSTEM HDWE REF/CE MANUAL	39150100		22	LJL

1. Publication number of literature.  
2. The latest revision level.

3. Indicates number of holes punched in manual for use with hard cover ringed binder.  
4. Price per manual.

TITLE	1	2	3	4
TELEMETRY CONTROL CHANNEL/TELEMETRY DATA FORMATTER(TCC/TDF) OPER AND MAINT INSTR MAN	84837900		22	LJL
EB306 +128V (+100V) 15- BIT MULTIPLYING DIGITAL TO ANALOG CONVERTER HARDWARE REF. CE MANUAL	84937300	A	22	LJL
ED101-A, ED102-A, ED103-A HIGH LEVEL ANALOG MULTIPLEXER HDWE REF./CE MANUAL	39278700	A	3	LJL
1500 SERIES CONFIGURATOR	60187500			LJL
1501-10 (ED105-A) ANALOG INPUT MULTIPLEXER				
1501-11 (ED106-A) ANALOG INPUT MUX EXPANDER				
1525-2 (EA102-A) ANALOG TO DIGITAL CONVERTER				
1525-3 (EA309-A) ANALOG TO DIGITAL CONVERTER				
1530 ANALOG INPUT INTERFACE HRDW/REF/CE MAN	39153300	B	22	LJL
1530/1534 ANALOG INPUT CONTROLLER OPER AND MAINTENANCE INSTRUCTION	39073900	A		LJL
1531 MERCURY-WETTED RELAY MULTIPLEXER INCLUDING 1563 SIGNAL CONDITIONER HARDWARE REFERENCE/CUSTOMER ENGINEERING MANUAL	39074100	A	22	LJL
1533/1535/1563 RELAY MULTIPLEXER AND SIGNAL CONDITIONING UNIT	39074200	A	3	LJL
1534 ANALOG INPUT INTERFACE HARDWARE/REF. CE MANUAL	39153400	B	22	LJL
1538 HIGH SPEED, HIGH LEVEL ANALOG INPUT INTERFACE OPERATION AND MAINTENANCE	39074500	D	3	LJL
1544-1 (DA101-B) DIGITAL INPUT UNIT				
1544-2 (DA101-A) DIGITAL INPUT UNIT				
1544-3 (DA401-B) DIGITAL INPUT UNIT				
1544-4 (DA401-A) DIGITAL INPUT UNIT				
1544/1545/1564 DIGITAL INPUT SUBSYSTEM OPERATION AND MAINTENANCE	39073300	D	3	LJL
1546/1547 EVENT COUNTER SUBSYSTEM OPER AND MAINT INSTRUCTION	39070800	B		LJL
1547-1 (FT1A1-A) EVENTS COUNTER UNIT				
1547-2 (FT1A1-B) EVENTS COUNTER UNIT				
1548/1549 EXTERNAL INTERRUPT SUBSYSTEM OPER AND MAINTENANCE	39073400	C	22	LJL
1553/1554 EXTERNAL REGISTER OUTPUT SUBSYSTEM OPER AND MAINTENANCE	39073500	C	3	LJL
1555 POWER DRIVE OUTPUT UNIT AND RELAY OUTPUT UNIT	39073600	B	22	LJL
1555-1 (DF3A1-A) RELAY OUTPUT UNIT				
1555-2 (DF3A1-B) RELAY OUTPUT UNIT				
1555-4 (DF3A1-A) RELAY OUTPUT UNIT				
1556 ANALOG (DAC) OUTPUT UNIT OPER AND MAINT INSTRUCTION	39074300	A	22	LJL
1558 LATCHING RELAY OUTPUT INTERFACE OPER AND MAINT. INSTRUCTION	39073700		22	LJL
1559 LATCHING RELAY CONTACT OUTPUT UNIT OPER AND MAINT INSTRUCTION	39073800	A		LJL
1560 LATCHING RELAY ANALOG (DAC) OUTPUT UNIT OPER AND MAINT INSTRUCTION	39074400		3	LJL
1561 ANALOG OUTPUT INTERFACE OPER AND MAINT INSTRUCTION	39075000	A	22	LJL

1. Publication number of literature.

2. The latest revision level.

3. Indicates number of holes punched in manual for use with hard cover ringed binder.

4. Price per manual.

TITLE	1	2	3	4
1567, ADSE 3005 AND ADSE 3014 SIMULTANEOUS SAMPLE AND HOLD MODS OPER AND MAINT INSTR	84851100		22	LJL
1567 SIMULTANEOUS SAMPLE AND HOLD UNIT OPER, MAINT INSTR MANUAL	39071400		22	LJL
1568/420C ANALOG ANALOG MEMORY OUTPUT UNITS OPEP AND MAINT INSTRUCTION	39071500	A		LJL
1570 SERIES TERMINATION PANELS/OPERATION AND MAINTENANCE	39071900	C	22	LJL
1571 CHAINING BUFFER CHANNEL OPERATION AND MAINTENANCE INSTRUCTION MANUAL	39073100	B	22	LJL
1572 PROGRAMMABLE SAMPLE RATE UNIT OPERATION AND MAINT INSTRUCTION	39070900	C	22	LJL
GENERAL DESCRIPTION, OPERATION AND PROG., THEORY OF OPERATION, MAINTENANCE, DIAGRAMS PARTS LIST AND WIRE LISTS CE MANUAL	39359900	B	22	LJL LJL LJL
1572-1 (GA128-A) SAMPLE TIMING UNIT				
1576 (FV4A3/498) STALL ALARM UNIT REF/CE MAN	88981000	A	22	LJL
1577 STALL ALARM HARDWARE REF/CE MANUAL	84781600	B	3	LJL
1581 LOGGING TYPEWRITER INTERFACE OP/MAINT CE MANUAL	39075200	A	22	LJL
1583 I/O TYPEWRITER INTERFACE HARDWARE/REF. CE MANUAL	39075300	A	22	LJL
1585 INCREMENTAL PLOTTER CONTROLLER HARDWARE REFERENCE CE MANUAL	39072600	B	22	LJL
1587/1557 MONITOR AND CONTROL PANELS OPER AND MAINTENANCE INSTRUCTION MANUAL	39071300	B	22	LJL
1590-3 REMOTE COMPUTER INTERFACE SUBSYSTEM HARDWARE REFERENCE CE MANUAL	39909513	A	22	LJL
1595-10 (DK605-A) SERIAL I/O UNIT				
1595-11 (DK605-A) SERIAL I/O UNIT				
1595-20 (DK605-B) SERIAL I/O UNIT				
1595-21 (DK605-B) SERIAL I/O UNIT				
1604-A COMPUTER				
INSTALLATION MAN	60002000	E		ARH
PERIPHERAL EQUIPMENT CODES	60025700	B		ARH
PROGRAM CARD (SA185C)	60070400			ARH
REFERENCE MANUAL	60024500			ARH
SPECIFICATIONS (I/O)	60024400	E		ARH
CUSTOMER ENGINEERING MANUALS				
CE DIAGRAMS	60024300	J	34	ARH
CE INSTRUCTION MANUAL PART 1, THEORY OF OPERATION	60118700	A	22	ARH
CE INSTRUCTION MANUAL PART 2, MAINTENANCE EQUATION SUMMARY	60118800	A	22	ARH
	60116000	A	34	ARH
1604-B COMPUTER				
REFERENCE MANUALS				
I/O SPECIFICATIONS	60110100	B	22	ARH

1. Publication number of literature.  
2. The latest revision level.

3. Indicates number of holes punched in manual for use with hard cover ringed binder.  
4. Price per manual.

TITLE	1	2	3	4
CUSTOMER ENGINEERING MANUALS				
CE DIAGRAMS (STANDARD OPTION 10003)	60090800	R	34	ARH
CE INSTRUCTION MANUAL, PART 2, MAINTENANCE CHASSIS MAPS (SEE 1604-C)	60126800		22	ARH
1604-C/1604-A COMPUTER (PREVIOUSLY 1604/1604-A)				
PROGRAMMING TRAINING MANUAL	60001500	A	22	ARH
REFERENCE MANUAL	60016700	F	22	ARH
SPECIFICATIONS (I/O)	60003000	C		ARH
CUSTOMER ENGINEERING MANUALS				
PRINCIPLES OF OPERATION INSTR. BOOK	60003200	B		ARH
PART 3 MAINTENANCE	60003300	B		ARH
CE DIAGRAMS	60003500	S	34	ARH
MAINTENANCE LIBRARY	60006600	A		ARH
CHASSIS MAPS, 1604-B	60025600	D	22	ARH
TROUBLE SHOOTING AIDS	60028100	B	22	ARH
EQUATION SUMMARY, PART 1	60070500	C	22	ARH
EQUATION SUMMARY, PART 2	60070600	A	22	ARH
EQUATION SUMMARY, PART 3	60070700	A	22	ARH
1605-A ADAPTER				
(THE FOLLOWING MANUALS FOR THE ABOVE PRODUCT ARE AVAILABLE ON A SPECIAL ORDER BASIS IN MAX. QTY OF 2 COPIES.ALLOW AT LEAST 3-4 WEEKS FOR PROCESSING AND DELIVERY.)				
DESCRIPTION, OPERATION AND MAINTENANCE VOL 1	60003600	B		ARH
1606-A PRINT CONTROL UNIT				
THEO OF OPER, DIAGS, C/P, EQ SUM, W/L, WIRE TABS, CABLE TABS, REFERENCE/CE MANUAL	60004400	A	22	ARH
1607-A MAGNETIC TAPE SYSTEM (PREVIOUSLY 1607)				
DESCRIPTION, OPERATION AND MAINTENANCE	60003700	A	22	ARH
CE DIAGRAMS	60014700	S	22	ARH
EQUATION SUMMARY, CARD PLACEMENT	60014800	E	22	ARH
(THE FOLLOWING MANUALS FOR THE ABOVE PRODUCT ARE AVAILABLE ON A SPECIAL ORDER BASIS IN MAX. QTY OF 2 COPIES.ALLOW AT LEAST 3-4 WEEKS FOR PROCESSING AND DELIVERY.)				
CHARACTERISTICS	60004100	A		
1608 CONTROL UNIT				
VOL.1, DESCRIPTION, OPERATION AND MAINTENANCE	60016400			ARH
CE DIAGRAMS	60016500	A	22	ARH
CARD PLACEMENT AND EQUATION SUMMARY	60016600	A	22	ARH
WIRE LIST, WIRE TABS (1608-A)	60148500	A	22	ARH

1.Publication number of literature.  
2.The latest revision level.

3.Indicates number of holes punched in manual for use with hard cover ringed binder.  
4.Price per manual.

TITLE	1	2	3	4
1609-A CARD READ AND PUNCH UNIT VOL. 1, DESCRIPTION AND OPERATION MAINTENANCE, VOLUME 2 VOL.3 DIAGRAMS OF MANUAL	60017800 60017900 60018900	A	22 34	ARH ARH ARH
1610-A CONTROL UNIT VOL 1 DESCRIPTION AND OPERATION VOL. 2 MAINTENANCE OF DIAGRAMS	60010600 60010700 60018800	A A A	22 34	ARH ARH ARH
1611-A LINE PRINTER CONTROLLER REFERENCE/OE MANUAL	60127500	F,G	22	ARH
1612-A HIGH SPEED LINE PRINTER OPERATION AND MAINTENANCE MANUAL	60009800	B	22	ARH
1612G LINE PRINTER, OE MANUAL 1612-G LINE PRINTER AND OFF LINE BUFFER EQUATION SUMMARY MANUAL 1612-B CROSS TABS AND 1612-G WIRE LIST 1612 TESTS (REFER TO 1612-A)	60098200 60145100 60151000	H,J D,E D,E	22 22 22	ARH ARH ARH
1614-A CARD READER CONTROLLER REFERENCE/INSTRUCTION MANUAL CARD PLACEMENT AND EQUATION SUMMARY	60091700 60287000	D A	22	ARH ARH
1615/160 CHANNEL LONG LINE DRIVERS OE MANUAL	60123700	A		ARH
1615-A MAGNETIC TAPE CONTROLLER REFERENCE MANUAL DIAGRAMS PRELIMINARY OE MANUAL	60027200 60027600 60097100	A E A	3 22 22	ARH ARH ARH
1617-A CARD READER  (THE FOLLOWING MANUALS FOR THE ABOVE PRODUCT ARE AVAILABLE ON A SPECIAL ORDER BASIS IN MAX. QTY OF 2 COPIES.ALLOW AT LEAST 3-4 WEEKS FOR PROCESSING AND DELIVERY.) VOL 1 DESCRIPTION,OPERATION,PROGRAMMING VOL.2, MAINTENANCE PARTS LIST	60021400 60021500	A B	22	ARH ARH
1619-A MAGNETIC DISK FILE CONTROLLER REFERENCE MANUAL OF DIAGRAMS OF INSTRUCTION MANUAL  (THE FOLLOWING MANUALS FOR THE ABOVE PRODUCT ARE AVAILABLE ON A SPECIAL ORDER BASIS IN MAX. QTY OF 2 COPIES.ALLOW AT LEAST 3-4 WEEKS FOR PROCESSING AND DELIVERY.) WIRE TABS	60044900 60029200 60107100	C	34 22	ARH ARH ARH

1.Publication number of literature.  
2.The latest revision level.

3.Indicates number of holes punched in manual for use with hard cover ringed binder.  
4.Price per manual.

TITLE	1	2	3	4
CHASSIS 1	22914000	G		ARH
CHASSIS 2	22913900	J		ARH
CHASSIS 3	22913800	F		ARH
CHASSIS 2 TO 3	22913700	H		ARH
CABLE TABS				
CHASSIS 1	22914200	J		ARH
CHASSIS 2	22914300	F		ARH
CHASSIS 3	22914400	K		ARH
1631 DATA CHANNEL CONVERTER				
REFERENCE MANUAL-DESC, OPERATION, PROGRAMMING	38704400	B	22	ARH
DIAGS, P/L, C/P, EQ SUM, W/L CE MANUAL	38704500	D	22	ARH
1700 COMPUTER SYSTEM				
COMMUNICATIONS AND EQUIPMENT REFERENCE MAN.	13795000	B	22	ARH
COMPUTER SYSTEM REFERENCE MANUAL	60153100	F	22	LJL
COMPUTER SYSTEMS CODES	60163500	H	6	LJL
INPUT/OUTPUT SPECIFICATIONS MANUAL	60165800	H	22	LJL
SMM17 ERROR CODES INSTANT	60266200	G		ARH
SMM17 REFERENCE MANUAL - VOLUMES 1 AND 2	60182000	M	22	ARH
SYSTEM 17 INSTALLATION MANUAL	88996000	A	22	LJL
CUSTOMER ENGINEERING MANUALS				
6VDC POWER SUPPLY HARDWARE/REF/CE MAN	39072400			LJL
24VDC POWER SUPPLY HW REFERENCE/CE MANUAL	39072200		3	LJL
AT171A, B THREE-PORT A/Q AND INTERRUPT SWITCH	39412900	A	22	LJL
HWWR/REF CE				
AT172A THREE-PORT DSA SWITCH HWWR/REF MAN.	39415100	A	22	LJL
ADSE 8013 21- TRACK MAGNETIC TAPE CONTROLLER	84970400		22	LJL
(MTC) HARDWARE REF./CE MANUAL				
DC115B BUFFERED INPUT/OUTPUT INTERFACE	39308000	A	3	LJL
HARDWARE REFERENCE CE MANUAL				
SEISMIC DECOMMUTATION CHANNEL/WORD ASSEMBLY	39185900		22	LJL
CONTROL HARDWARE REFERENCE/CE MANUAL				
SMM17 PROGRAM LISTINGS - MEM	60220100	F	22	ARH
SMM17 PROGRAM LISTINGS - COM	60220200	E	22	ARH
SMM17 PROGRAM LISTINGS - PTP	60220300	E	22	ARH
SMM17 PROGRAM LISTINGS - PTR	60220400	E	22	ARH
SMM17 PROGRAM LISTINGS - TTY	60220500	F	22	ARH
SMM17 PROGRAM LISTINGS - CP1	60220600	D	22	ARH
SMM17 PROGRAM LISTINGS - MT1	60220700	E	22	ARH
SMM17 PROGRAM LISTINGS - DP1	60220800	F	22	ARH
SMM17 PROGRAM LISTINGS - PPT	60220900	F	22	ARH
SMM17 PROGRAM LISTINGS - BD1	60221000	D	22	ARH
SMM17 PROGRAM LISTINGS - SC1	60221100	F	22	ARH
SMM17 PROGRAM LISTINGS - LP1	60221200	F	22	ARH
SMM17 PROGRAM LISTINGS - MT2	60221300	E	22	ARH
SMM17 PROGRAM LISTINGS - BD2	60221400	D	22	ARH
SMM17 PROGRAM LISTINGS - BTR	60221500	C	22	ARH
SMM17 PROGRAM LISTINGS - DSC	60221600	E	22	ARH
SMM17 PROGRAM LISTINGS - MT3	60221700	G	22	ARH

1. Publication number of literature.

2. The latest revision level.

3. Indicates number of holes punched in manual for use with hard cover ringed binder.

4. Price per manual.



TITLE	1	2	3	4
SMM17 PROGRAM LISTINGS - CRP 1728/430 CARD READER/PUNCH CE MANUAL	60271300	F	22	ARH
SMM17 PROGRAM LISTINGS - (CR3) 1729-2/411 CARD READER	60271400	F	22	ARH
SMM17 PROGRAM LISTINGS - (CR2)1726/405 CARD READER	60271500	E	22	ARH
SMM17 PROGRAM LISTINGS - (DS1) 1747 DATA SET CONTROLLER	60271600	D	22	ARH
SMM17 PROGRAM LISTINGS - 1735/915 OCR OPTICAL CHARACTER READER CE MANUAL	60271700	F	22	ARH
SMM17 PROGRAM LISTINGS (CLK) 10126 INTERVAL TIMER CE MANUAL	60271800	C	22	ARH
SMM17 PROGRAM LISTINGS (CTC) 1749/321-311B COMMUNICATIONS TERMINAL CONTROLLER	60271900	D	22	ARH
SMM17 DDC 1745/1746/210 DATA DISPLAY CE MAN	60273200	F	22	ARH
SMM17 PROGRAM LISTINGS - OC3 FF406 TEST CE	60309200	E	22	ARH
SMM17 PROGRAM LISTINGS (FFT) FAST FOURIER TRANSFORM	60309300	B	22	ARH
SMM17 PROGRAM LISTINGS (CR4) 405/DTB TEST	60309400	C	22	ARH
SMM17 PROGRAM LISTINGS (DAD) DUAL ACCESS DISK TEST CE MANUAL	60309500	B	22	ARH
SMM17 PROGRAM LISTINGS - CAP	60325600	C	22	ARH
SMM17 PROGRAM LISTINGS - DDT	60325700	C	22	ARH
SMM17 PROGRAM LISTINGS - MTS	60325800	E	22	ARH
SMM17 PROGRAM LISTINGS - D1G	60325900	C	22	ARH
SMM17 PROGRAM LISTINGS - OC2	60326100	C	22	ARH
SMM17 PROGRAM LISTINGS - RC1	60326200	C	22	ARH
SMM17 PROGRAM LISTING - AC4	60326300	A	22	ARH
SMM17 PROGRAM LISTINGS - OC4	60326400	D	22	ARH
SMM17 PROGRAM LISTINGS - QL	60411300	C	22	ARH
SMM17 PROGRAM LISTINGS - S4M	60411400	C	22	ARH
SMM17 PROGRAM LISTINGS - DMP	60411500	C	22	ARH
SMM17 PROGRAM LISTING - PNY	60411600	A	22	ARH
SMM17 PROGRAM LISTINGS - UD3	60411700	B	22	ARH
SMM17 PROGRAM LISTINGS - PX1	60411800	C	22	ARH
SMM17 PROGRAM LISTINGS - LDR/RX3	60411900	C	22	ARH
SMM17 PROGRAM LISTINGS - PX4	60412000	C	22	ARH
SMM17 PROGRAM LISTINGS - AQM	60412100	C	22	ARH
SMM17 PROGRAM LISTINGS - LST	60412200	C	22	ARH
SMM17 PROGRAM LISTINGS - SAS	60412300	B	22	ARH
SMM17 PROGRAM LISTINGS - MCC	60412400	C	22	ARH
SMM17 PROGRAM LISTINGS - LPX	60412500	B	22	ARH
SMM17 PROGRAM LISTING - DG4	60412600	B	22	ARH
SMM17 PROGRAM LISTINGS - GDD	60412700	C	22	ARH
SMM17 PROGRAM LISTINGS - DRM	60412800	D	22	ARH
SMM17 PROGRAM LISTINGS - CTR	60412900	C	22	ARH
SMM17 PROGRAM LISTINGS - DT0	60413000	B	22	ARH
SMM17 PROGRAM LISTINGS - IOM	60413100	C	22	ARH
SMM17 PROGRAM LISTING - RMT	60413200	A	22	ARH
SMM17 PROGRAM LISTING - BD3	60413300	A	22	ARH
SMM17 PROGRAM LISTING - CP1	60413400	A	22	ARH
SMM17 PROGRAM LISTING - CP2	60413500	A	22	ARH
SMM17 PROGRAM LISTING - HCA	60413600	A	22	ARH

1. Publication number of literature.  
2. The latest revision level.

3. Indicates number of holes punched in manual for use with hard cover ringed binder.  
4. Price per manual.

TITLE	1	2	3	4
SMM17 PROGRAM LISTING - DP2	60413700	A	22	ARH
SMM17 PROGRAM LISTING - BD4	60413800	A	22	ARH
SMM17 PROGRAM LISTINGS - DP3	60413900	D	22	ARH
SMM17 PROGRAM LISTING - DP4	60414000	A	22	ARH
SMM17 PROGRAM LISTING - BD5	60414100	A	22	ARH
SMM17 PROGRAM LISTING - PLT	60414200	A	22	ARH
SMM17 PROGRAM LISTING - OOB	60414300	A	22	ARH
SMM17 PROGRAM LISTING - CTU	60414400	A	22	ARH
SMM17 PROGRAM LISTING - CTT	60414500	A	22	ARH
SMM17 PROGRAM LISTING - ODD	60414600	A	22	ARH
SMM17 PROGRAM LISTINGS - FDT	60414700	C	22	ARH
SMM17 PROGRAM LISTINGS - MYZ	60422300	C	22	ARH
SMM17 PROGRAM LISTINGS - MY1	60422400	C	22	ARH
SMM17 PROGRAM LISTINGS - UD1	60422500	B	22	ARH
SMM17 PROGRAM LISTINGS - UD2	60422600	B	22	ARH
SMM17 PROGRAM LISTINGS - B03	60422700	B	22	ARH
SMM17 PROGRAM LISTING - B02	60422800	B	22	ARH
SMM17 PROGRAM LISTINGS - DP5	60422900	C	22	ARH
SMM17 PROGRAM LISTING - CP4	60423000	A	22	ARH
SMM17 PROGRAM LISTINGS - GT0	60437400	B	22	ARH
SMM17 PROGRAM LISTINGS - GT1	60437500	B	22	ARH
SMM17 PROGRAM LISTINGS - GT2	60437600	B	22	ARH
SMM17 PROGRAM LISTINGS - GT3	60437700	B	22	ARH
SMM17 PROGRAM LISTING - GT4	60437800	A	22	ARH
SMM17 PROGRAM LISTINGS - GT5	60437900	B	22	ARH
SMM17 PROGRAM LISTINGS - GT6	60438000	B	22	ARH
SMM17 PROGRAM LISTINGS - LP5	60438100	B	22	ARH
SMM17 PROGRAM LISTING - HOP	60438200	A	22	ARH
SMM17 PROGRAM LISTING - VSD	60438300	A	22	ARH
SMM17 PROGRAM LISTINGS - KEY	60438400	B	22	ARH
SMM17 PROGRAM LISTINGS - MDC	60438600	B	22	ARH
SMM17 PROGRAM LISTING - DPC	60446100	A	22	ARH
SMM17 PROGRAM LISTING - MTX	60446200	A	22	ARH
SMM17 PROGRAM LISTING - PET	60446300	A	22	ARH
SMM17 PROGRAM LISTING - PAD	60446400	A	22	ARH
SMM17 PROGRAM LISTING - BDL	60446500	A	22	ARH
SMM17 PROGRAM LISTING - REP	60446600	A	22	ARH
SMM17 PROGRAM LISTING - TNS	60446700	A	22	ARH
SMM17 PROGRAM LISTING - CMD	60446800	A	22	ARH
SMM17 PROGRAM LISTING - CPY	60447700	A	22	ARH
1703-A STORAGE INCREMENT				
REF INFO (USE 1700 COMPUTER SYSTEM REF MAN.)				
MAINT., PARTS LIST (USE 1704-A/B)				
DIAGRAMS, CIRCUIT DESC., C/P (USE 1704-A/B)				
1704-A/B COMPUTER				
REF INFO (USE 1700 COMPUTER SYSTEM REF MAN.)				
DIAGRAMS, CIRCUIT DESCRIPTION, CARD				
PLACEMENT OF MANUAL (INCLUDES PMI/PMP)				
MAINTENANCE, PARTS LIST OF MANUAL				
MAINTENANCE, COMMAND TIMING CHARTS OF MANUAL				
CROSS TABS OF MANUAL				

1. Publication number of literature.

2. The latest revision level.

3. Indicates number of holes punched in manual for use with hard cover ringed binder.

4. Price per manual.

TITLE	1	2	3	4
1705-A INTERRUPT DATA CHANNEL REF INFO (USE 1700 COMPUTER SYSTEM REF MAN.) DIAGRAMS, CIRCUIT DESCRIPTION, CARD PLACEMENT (USE 1704-A/B) MAINTENANCE, PARTS LIST (USE 1704-A/B)				
1706-A BUFFERED DATA CHANNEL REFERENCE MANUAL DIAGRAMS, CIRCUIT DESCRIPTION, MAINTENANCE, PARTS LIST CE MANUAL CROSS TABS CE MANUAL	60330300 60165700 60284000	C L B	22 22 22	LJL LJL LJL
1708-A/BB310-A/BB311-A/BB312-A STORAGE INCREMENT REF INFO (USE 1700 COMPUTER SYSTEM REF MAN.) DIAGRAMS, CIRCUIT DESCRIPTION, CARD PLACEMENT (USE 1704-A/B) CE MANUAL	60182900	G	22	LJL
1709-A STORAGE INCREMENT REF INFO (USE 1700 COMPUTER SYSTEM REF MAN.) MAINTENANCE, PARTS LIST (USE 1704-A/B) DIAGRAMS, CIRCUIT DESCRIPTION, CARD PLACEMENT (USE 1704-A/B)				
1711-A/B TELETYPEWRITER REF INFO (FOR 1704-A/B USE 1700 SYSTEM REF. MANUAL) REF INFO (FOR 1714 USE 1714 SYSTEM REF. MANUAL) DIAGRAMS, CIRCUIT DESCRIPTION, MAINTENANCE PARTS LIST, C/P, WIRE LISTS CE MANUAL ** REFER TO VENDOR MANUALS SECTION FOR TELETYPE MANUALS (35KSR)	60164200	AF	22	LJL
1711-3 (CK501-A/B) TELETYPEWRITER (35KSR) REF INFO (USE 1770 REFERENCE MANUAL)				
1712-A TELETYPEWRITER REF INFO (USE 1700 COMPUTER SYSTEM REF MAN.) CE INFO (USE 1711-A/B) ** REFER TO VENDOR MANUALS SECTION FOR TELETYPE MANUALS (35KSP)				
1713-A/B TELETYPEWRITER REF INFO (USE 1700 COMPUTER SYSTEM REF MAN.) CE INFO (USE 1711-A/B) ** REFER TO VENDOR MANUALS SECTION FOR TELETYPE MANUALS (35ASR)				
1713-3 (CK502-A/B) TELETYPEWRITER (35ASR) REF INFO (USE 1770 REF MAN)				

1. Publication number of literature.  
2. The latest revision level.

3. Indicates number of holes punched in manual for use with hard cover ringed binder.  
4. Price per manual.

TITLE	1	2	3	4
1714 (AA116-A, AA119-A/B/C/D, BT150-A/B) BASIC PROCESSOR REFERENCE MANUAL	60364900	B	22	LJL
1716-A COUPLING DATA CHANNEL REFERENCE MANUAL CE MANUAL	60330400 60182800	B N	22 22	LJL LJL
1717-1 (FJ101-A, FJ415-A) DATA SET CONTROLLER REFERENCE MANUAL	13797800	B	22	ARH
1718-A SATELLITE COUPLER REFERENCE MANUAL ** REFER ALSO TO 370 PAPER TAPE READER ** REFER ALSO TO VENDOR MANUALS SECTION FOR REMEY TAPE SPOOLER CE MANUAL	60330500	A	22	LJL
1721-A/B PAPER TAPE READER REF INFO (USE 1700 COMPUTER SYSTEM REF MAN.) CE INFO (USE 1711-A/B) ** REFER ALSO TO 350 PAPER TAPE READER FOR ADDITIONAL DOCUMENTATION				
1721-C/D PAPER TAPE READER REF INFO (USE 1700 COMPUTER SYSTEM REF MAN.) CE INFO (USE 1711-A/B) ** REFER ALSO TO 370 PAPER TAPE READER FOR ADDITIONAL DOCUMENTATION				
1722-A/B PAPER TAPE READER REF INFO (USE 1700 COMPUTER SYSTEM REF MAN.) CE INFO (USE 1711-A/B) MAINTENANCE, PARTS LIST (USE 1704-A/B)				
1723-A/B PAPER TAPE PUNCH REF INFO (USE 1700 COMPUTER SYSTEM REF MAN.) CE INFO (USE 1711-A/B) ** REFER TO VENDOR MANUALS SECTION FOR NCR EM-B1 PAPER TAPE PUNCH CE MANUAL				
1724-A/B PAPER TAPE PUNCH REF INFO (USE 1700 COMPUTER SYSTEM REF MAN.) CE INFO (USE 1711-A/B) ** REFER ALSO TO VENDOR MANUAL SECTION FOR NCR EM-B1 PAPER TAPE PUNCH AND NCR EM-B2 TAPE HANDLER CE MANUALS				
1726-1 (FE107-A) CARD READER CONTROLLER REFERENCE MANUAL	60330900	A	22	LJL
1728-A/B (CF504, FE304-A) CARD READER/PUNCH WITH CONTROLLER				

1. Publication number of literature.

2. The latest revision level.

3. Indicates number of holes punched in manual for use with hard cover ringed binder.

4. Price per manual.

TITLE	1	2	3	4
REFERENCE MANUAL CE INFO FOR READER/PUNCH (USE CF504) CE/INFO FOR CONTROLLER (USE FE304-A, CATALOG SECTION 1)	60331000	A	22	LJL
1729-2 (CE120-A/B, FE110-A) CARD READER WITH CONTROLLER REFERENCE MANUAL	60331100	A	22	LJL
1729-3 CARD READER CONTROLLER REFERENCE MANUAL	89637400	02	22	LJL
1729-A/B CARD READER REF INFO (USE 1700 REF MAN) CE INFO (USE 1711-A/B)				
1731-A/B MAGNETIC TAPE CONTROLLER REFERENCE MANUAL	60330700	A	22	LJL
CE MANUAL	60167500	M	22	LJL
1732-A/B MAGNETIC TAPE CONTROLLER REFERENCE MANUAL	60330800	A	22	LJL
CE MANUAL	60208200	L	22	LJL
1732-2 (SYSTEM 17) MAGNETIC TAPE TRANSPORT CONTROLLER REFERENCE MANUAL	89637600	03	22	LJL
1732-3 (SYSTEM 17) MAGNETIC TAPE TRANSPORT CONTROLLER REFERENCE MANUAL	89769400	01	22	LJL
1733-1 (FA102-A) DISK STORAGE CONTROLLER REFERENCE MANUAL	60400200	A	22	LJL
1733-2 CARTRIDGE DISK DRIVE CONTROLLER REFERENCE MANUAL	89638000	03	22	LJL
1735 (FF103-A) PAGE READER CONTROLLER REFERENCE MANUAL	60237800	D	22	ARH
1736-1 (FF406-A/B/C) UNIT RECORD READER CONTROLLER REF INFO (USE 935 OCR SYSTEM REF/OPERATORS MANUAL)				
1738-A/B/C DISK DRIVE CONTROLLER REFERENCE MANUAL	60330600	B	22	LJL
CE MANUAL	60167700	U	22	LJL
1739-1 (BP401-A/B, FV227-A/B, GD121-A, GH421-A) CARTRIDGE DISK DRIVE REFERENCE MANUAL	60368600	B	22	NRM

1. Publication number of literature.  
2. The latest revision level.

3. Indicates number of holes punched in manual for use with hard cover ringed binder.  
4. Price per manual.

TITLE	1	2	3	4
1740 (FF516-A) LINE PRINTER CONTROLLER REFERENCE MANUAL	60331200	A	22	LJL
1742-A/B (CL309-A/B, FF511-A/B) LINE PRINTER WITH CONTROLLER REFERENCE MANUAL CE INFO FOR PRINTER (USE CL309-A/B, CATALOG SECTION 1) CE INFO FOR CONTROLLER (USE FF511-A/B)	60331300	B	22	LJL
1742-30/120 LINE PRINTER CONTROLLER REF MAN	89637200	02	22	LJL
1743-1 SYNCHRONOUS COMMUNICATION CONTROLLER AND DISTRIBUTION PANEL REFERENCE MANUAL	89638400	02	22	LJL
1743-2 ASYNCHRONOUS COMMUNICATION CONTROLLER AND DISTRIBUTION PANEL REFERENCE MANUAL	89638200	02	22	LJL
1747 (FJ412-A/B/C) DATA SET CONTROLLER REFERENCE MANUAL	13799000	C	22	ARH
1748 MULTIPLEXER CONTROLLER C/P, LOGIC WIRING, WIRE LISTS, EQ SUM CE MAN	41601500	01	22	ARH
1748 MULTIPLEXER CONTROLLER REFERENCE MANUAL	13794400	A	22	ARH
1748-2 (FJ103-A/B) MULTIPLEXER CONTROLLER REFERENCE MANUAL	41601600	A	22	ARH
1749-A/B COMMUNICATION TERMINAL CONTROLLER REFERENCE MANUAL THEORY OF OPERATION, MAINT., INSTALLATION, PARTS LIST, DIAGRAMS, CARD PLACEMENT CE MAN WIRE LISTS, EQ SUMMARY, MAINT. AIDS CE MAN	36827100 36827000 36829100	D H G	22 22 22	ARH ARH ARH
1750 DATA AND CONTROL TERMINAL (DCT) OPERATION AND MAINTENANCE INSTRUCTION MANUAL	39072900	E	22	LJL
1750-1 (EL101-A) COMPUTER INTERFACE UNIT				
1750-2 (EL102-A) COMPUTER INTERFACE EXPANDER				
1751 DPUM INTERFACE AND STORAGE UNIT OPER AND INSTRUCTION MANUAL DRUM STORAGE UNIT HDR. REF./CE MANUAL	39071100 39216600	003	22 22	LJL LJL
1770/SC-1700 SYSTEM CONTROLLER REFERENCE MANUAL COMPUTER SYSTEM CODES (USE 1700) I/O SPECIFICATIONS MANUAL	60270600 60285200	B 04	22 22	LJL LJL
1772-1 (BB328-A) MEMORY INCREMENT MODULE REF INFO (USE 1770 REF MAN)				

1. Publication number of literature.

2. The latest revision level.

3. Indicates number of holes punched in manual for use with hard cover ringed binder.

4. Price per manual.

TITLE	1	2	3	4
1772-2 (BB329-A) MEMORY EXPANSION UNIT REF INFO (USE 1770 REF MAN)				
1773-1 (DC120-A) DIRECT ACCESS STORAGE MODULE REF INFO (USE 1770 REF MAN)				
1774-1 (AC109-A/B/C) COMPUTE MODULE REF INFO (USE 1770 REF MAN)				
1775-1 (DC118-A) A/Q INTERRUPT DATA CHANNEL REF INFO (USE 1770 REF MAN)				
1777-1 (CE305-A/B, CF104-A, CF508-A/B) PAPER TAPE STATION REFERENCE MANUAL	60331400	B	22	LJL
1777-2 (CE305-A/B, CF104-A, CF508-A/B, CW123-A) PAPER TAPE STATION W/VALIDATION OPT. REF INFO (USE 1777-1 REF MAN)				
1778-1 (GJ102-A) PAPER TAPE READER HANDLER REF INFO (USE 1777-1 REF MAN)				
1778-2 (GJ103-A/B) PAPER TAPE PUNCH HANDLER REF INFO (USE 1777-1 REF MAN)				
1779-1 (DC119-A) CHARACTER HANDLING REF INFO (USE 1770 REF MAN)				
1784 (SYSTEM 17) COMPUTER SYSTEM INPUT/OUTPUT SPECIFICATIONS	89673100	02	22	LJL
1784-1/2 ( ) COMPUTER SYSTEM REFERENCE MANUAL	89633400	A	22	LJL
CE MANUAL	89633300	04	22	LJL
2013-A BADGE READER ADAPTER CE/REF MANUAL	13790500	D	22	RVL
2014-A TIME EMITTER CE MANUAL VOL 2 EQ FILE AND WIRE LIST MANUAL	13794700	C	22	RVL
REFERENCE/CE MANUAL	13794600	B	22	RVL
2014-B TIME EMITTER PREFERENCE/CE MANUAL	13794800	A	22	RVL
2020 COMPILER CE MANUAL - DIAGRAMS	36820000	F	22	RVL
ILLUSTRATED PARTS MANUAL (TRANSACTION SYSTEM)	65631800	A	22	RVL
TRANSACTION SYSTEM REFERENCE MANUAL	36817600	A	22	RVL
INSTALLATION MANUAL	36820400	B	22	RVL
2022-B DATA COLLECTOR CONTROLLER CE MANUAL	13796200	B		RVL

1. Publication number of literature.  
2. The latest revision level.

3. Indicates number of holes punched in manual for use with hard cover ringed binder.  
4. Price per manual.

TITLE	1	2	3	4
2025-1/2 MAGNETIC TAPE COMPILER SYSTEM USERS MANUAL	65690800	B	22	RVL
SFTWR. DESC., SYS. DESC., SYSTEM REF.MAN.	65655800	B	22	RVL
SOFTWARE INSTALLATION MANUAL	65727400	A	22	RVL
2040 AUTOMATIC SHUNT CE DIAGRAMS MANUAL	36820100	C	34	RVL
2070-A CONCENTRATOR CE DIAGRAMS MANUAL	36820200	A	34	RVL
2070-B/2075-3 CONCENTRATOR CONVERTER CE MANUAL-THEO OF OPER,DIAGS,P/L,C/P,W/L	36829800	C	22	RVL
2075-A CONVERTER CE DIAGRAMS MANUAL	36820300	A	34	RVL
2077/2078/2079 CONCENTRATOR TERMINAL REF. MAN. CE MANUAL VOL I THEO OF OPER,MAINT,DIAG, P/L	13790300	B	22	RVL
CE MANUAL VOL II OF 4 (INCL EQ FILE, W/L)	13790100	G	22	RVL
CE MANUAL VOL III EQ FILE, LOGIC WIRING,W/L	13790200	D	22	RVL
CE MANUAL VOL III EQ FILE, LOGIC WIRING,W/L	13791300	D	22	RVL
2079 CONCENTRATOR TERM. CE MANUAL VOL 4 OF 4	13791400	D	22	RVL
2085-A/2086-A TRUNK LINE CONTROLLER REF MANUAL LOGIC WIRING, W/L, EQ. FILE, C/P, VOL II CE MANUAL	13790700	A		RVL
CE MANUAL VOL 1 AND 2	13790800	D	22	RVL
	36829500	F	22	RVL
2086-B TRUNK LINE CONTROLLER REFERENCE MANUAL OPER,MAINT,DIAGRAMS AND PARTS LIST CE MANUAL	13792500	D	22	RVL
CE MANUAL VOL 2 (INC WIRE LIST,EQ FILE)	13792400	I	22	RVL
	13792700	E	22	RVL
3000 SERIES COMPUTER SYSTEM INPUT/OUT SPECIFICATIONS	60048800	M	22	ARH
INSTRUCTION CODES (3100/3200)	60150200	B		ARH
PERIPHERAL EQUIPMENT CODES	60113400	J		ARH
SITE PREPARATION AND INSTALLATION MANUAL	60110400	M-N	22	ARH
CUSTOMER ENGINEERING MANUALS				
PERIPHERAL CONTROLLER CABINETS CE MANUAL INFORMATION (1700/3000/6000) SOLID FRONT STYLE	60224100	Z	22	ARH
3000L SYSTEM MAINT. MONITOR REF MAN VOL 1+2	60118600	M	22	ARH
PM1/PMP MAINT SERIES CONTROLLER (3000)	60317800	A	22	ARH
REAL TIME SYSTEMS EXECUTIVE TEST ROUTINES (3100/3200/3300)	13793100	A	22	ARH
3100/3200/3300 COMPUTER MEMORY PATTERN TEST	13793300		22	ARH
3100/3200/3300 COMPUTER UTILITY ROUTINE	13793400		22	ARH
IRM 360/370 SMM CE MANUAL	60383300	04	22	ARH
SMM3L PROGRAM LISTINGS MONITOR	60300000	F	22	ARH
SMM3L PROGRAM LISTINGS (SRV) SERVICE ROUTINE CE MANUAL	60300100	C	22	ARH

1.Publication number of literature.

2.The latest revision level.

3.Indicates number of holes punched in manual for use with hard cover ringed binder.

4.Price per manual.



TITLE	1	2	3	4
SMM3L PROGRAM LISTINGS (MEM) MEMORY TEST FOR 3200	60300200	B	22	ARH
SMM3L PROGRAM LISTINGS (MM1) 2DP MEMORY CE	60300300	D	22	ARH
SMM3L PROGRAM LISTINGS (MM2) 3300 MEMORY	60300400	G	22	ARH
SMM3L PROGRAM LISTINGS (LOG) 3L00 LOGIC	60300500	E	22	ARH
SMM3L PROGRAM LISTINGS (COM)	60300600	E	22	ARH
SMM3L PROGRAM LISTINGS (FPT) FLOATING POINT TEST	60300700	E	22	ARH
SMM3L PROGRAM LISTINGS (MOE) MOVE TEST	60300800	B	22	ARH
SMM3L PROGRAM LISTINGS (RAN) RANDOM INSTR.	60300900	C	22	ARH
SMM3L PROGRAM LISTINGS 322X MAG TAPE (MT1)	60301000	C	22	ARH
SMM3L PROGRAM LISTINGS (MT6) 3127/601 MAG TAPE TEST	60301100	C	22	ARH
SMM3L PROGRAM LISTINGS (MT0) 3600/322X/60X TAPE	60301300	E	22	ARH
SMM3L PROGRAM LISTINGS (CH1) 3207/6 CHANNEL TEST	60301400	D	22	ARH
SMM3L PROGRAM LISTINGS (CH2) CHANNEL TEST 3234 853/854, 813/814 CF MANUAL	60301500	G	22	ARH
SMM3L PROGRAM LISTINGS (LP2) 501 LINE PRINT-	60301600	B	22	ARH
SMM3L PROGRAM LISTINGS (TP1) CONSOLE TYPEWRITER	60301700	B	22	ARH
SMM3L PROGRAM LISTINGS (DP4) DISK PACK TEST	60301800	C	22	ARH
SMM3L PROGRAM LISTINGS (MS1)	60301900	G	22	ARH
SMM3L PROGRAM LISTINGS DM19DM29 3235 DRUM 3236/3237/861 DRUM CE MANUAL	60302000	C	22	ARH
SMM3L PROGRAM LISTINGS (DD5) 3290C DISPLAY	60302200	C	22	ARH
SMM3L PROGRAM LISTINGS MEMORY INTERRUPT TEST FOR 3300	60302500	B	22	ARH
SMM3L PROGRAM LISTINGS (EX2) EXECUTIVE MODE	60302600	F	22	ARH
SMM3L PROGRAM LISTINGS (SPS) 3300 SELECTIVE PROTECT SWITCH TEST	60302700	C	22	ARH
SMM3L PROGRAM LISTINGS (PF1) 3300 PAGE FILE ILLEGAL WRITE TEST	60302800	C	22	ARH
SMM3L PROGRAM LISTINGS (DVN) EXECUTIVE MODE MONITOR	60303000	F	22	ARH
SMM3L PROGRAM LISTINGS (CP4) 3446/3644 CARD PUNCH CONTROLLER	60303100	D	22	ARH
SMM3L PROGRAM LISTINGS (CR4) 3248/3447/3649 CARD READER CONTROLLER	60303200	D	22	ARH
SMM3L PROGRAM LISTINGS 3L00 QUICK LOOK MEMORY TEST	60303700	B	22	ARH
SMM3L PROGRAM LISTINGS 3L00 QUICK LOOK COMMAND TEST	60303800	C	22	ARH
SMM3L PROGRAM LISTINGS 3200 EXTERNAL EQUIP.	60303900	E	22	ARH
SMM3L PROGRAM LISTINGS - RFT	60304000	B	22	ARH
SMM3L PROGRAM LISTINGS MMX INTERRUPT PROC.	60304100	E	22	ARH
SMM3L PROGRAM LISTINGS MS3	60304200	B	22	ARH
SMM3L PROGRAM LISTINGS LOADING	60304300	B	22	ARH
SMM3L PROGRAM LISTINGS DCP 17	60304400	E	22	ARH
SMM3L PROGRAM LISTINGS SIMULATED RANDOM INSTR. TEST	60304500	B	22	ARH
SMM3L PROGRAM LISTINGS-3316 CONTROLLER CEN	60304600	C	22	ARH

1. Publication number of literature.

2. The latest revision level.

3. Indicates number of holes punched in manual for use with hard cover ringed binder.

4. Price per manual.

TITLE	1	2	3	4
SMM3L PROGRAM LISTINGS MM4	60304700	B	22	ARH
SMM3L PROGRAM LISTINGS-BDP TESTS 3312-A	60336500	D	22	ARH
SMM3L PROGRAM LISTINGS - BDP TESTS 3504	60336600	C	22	ARH
SMM3L PROGRAM LISTINGS-BDP TESTS 3312-B	60336700	C	22	ARH
SMM3L PROGRAM LISTINGS - BDP TESTS 3514	60336800	D	22	ARH
SMM3L PROGRAM LISTINGS - 3300/3500 PAGE FILE TEST - PFT	60336900	D	22	ARH
SMM3L PROGRAM LISTINGS - 3266 COMMUNICATIONS CONTROLLER (CTC)	60337000	B	22	ARH
SMM3L PROGRAM LISTINGS-3553-2/ 821 MS4	60337100	D	22	ARH
SMM3L PROGRAM LISTINGS - (PFR) PAGE READER	60337200	B	22	ARH
3010 LINE PRINTER EQUIPMENT				
CE MANUAL PARTS DATA	44896500	A	22	RHT
REFERENCE OF MANUAL	47500700	D	22	RHT
PRINTER EQUIPMENT CE MAN. (USE CL308-A/B)				
3020-A ALPHANUMERIC INPUT TERMINAL				
REFERENCE/CE MANUAL	36829600	D	22	RVL
EQUATION SUMMARY, LOGIC WIRING CE MANUAL	36829700	C	22	RVL
3100 COMPUTER SYSTEM				
REFERENCE MANUALS				
COMPUTER SYSTEM REFERENCE MANUAL	60108400	D	22	ARH
INSTRUCTION CARD (3100/3200)	60043000	B		ARH
CUSTOMER ENGINEERING MANUALS				
OPTIONAL ARITH. CIRCUIT DESC (3100/3200) CE MANUAL	60101400	B	22	ARH
PMI/PMP CE MANUAL	60318200	A	22	ARH
3101-A/B/C CONSOLE				
REF INFO (USE 3100 COMPUTER SYSTEM REF MAN)				
PARTS LIST (USE 3104-A/B)				
DIAGRAMS (USE 3104-A/B/C)				
** SEE 3192-A/B/C ALSO FOR TYPEWRITER MANUAL				
3103-A STORAGE MODULE				
DIAGRAMS (USE 3104-A/B)				
REF INFO (USE 3100 COMPUTER SYSTEM REF MAN)				
PARTS LIST (USE 3104-A/B)				
CARD PLACEMENT, EQ SUMMARY, WIRE LIST CE MAN (INCLUDES PREVIOUS PUB NO.S 35111000 AND 35111100) (ALSO INCLUDES 3113-A/B INFO)	35110900	C	22	ARH
3104-A/B, 3114-A/B COMPUTER				
REF INFO (USE 3100 COMPUTER SYSTEM REF MAN)				
CIRCUIT DESCRIPTION CE MANUAL	60111200	A	22	ARH
DIAGRAMS CE MANUAL	60111100	BE	22	ARH

1.Publication number of literature.  
2.The latest revision level.

3.Indicates number of holes punched in manual for use with hard cover ringed binder.  
4.Price per manual.

TITLE	1	2	3	4
MAINTENANCE COMMAND TIMING CHARTS CE MANUAL	60112400	A	22	ARH
PARTS LIST CE MANUAL	60157200	C	22	ARH
CARD PLACEMENT, EQUATION SUMMARY CE MANUAL	60152500	AD	22	ARH
WIRE LIST (TERM) CE MANUAL	60152600	AA	22	ARH
WIRE LIST (HAND TABS) CE MANUAL	60162600	J	22	ARH
3104-C/3114-C COMPUTER				
REF INFO (USE 3100 COMPUTER SYSTEM REF MAN)				
CIRCUIT DESCRIPTION (USE 3104-A/B)				
DIAGRAMS (USE 3104-A/B)				
MAINT. COMMAND TIMING CHARTS (USE 3104-A/B)				
PARTS LIST (USE 3104-A/B)				
CARD PLACEMENT, EQUATION SUMMARY CE MANUAL	60197900	S	22	ARH
WIRE LIST (TERM) CE MANUAL	60198000	M	22	ARH
WIRE LIST (HAND TABS) CE MANUAL	60198200	D	22	ARH
3106-A/B DATA CHANNEL				
REF INFO (USE 3100 COMPUTER SYSTEM REF MAN)				
CE INFO (USE 3104-A/B)				
3107-A/B DATA CHANNEL				
REF INFO (USE 3100 COMPUTER SYSTEM REF MAN)				
DIAGRAMS (USE 3104-A/B)				
PARTS LIST (USE 3104-A/B)				
CARD PLACEMENT, EQUATION SUMMARY				
** USE 3104-A/B FOR 3104-A/B, 3114-A/B SYSTEMS				
** USE 3104-C FOR 3104-C, 3114-C SYSTEMS				
WIRE LISTS (SAME AS CARD PLACEMENT ABOVE)				
3108-A MEMORY EXPANSION UNIT				
REF INFO (USE 3100 COMPUTER SYSTEM REF MAN)				
CE INFO (USE 3104-A/B)				
3109-A/B MEMORY MODULE				
REF INFO (USE 3100 COMPUTER SYSTEM REF MAN)				
DIAGRAMS (USE 3104-A/B)				
PARTS LIST (USE 3104-A/B)				
CARD PLACEMENT, EQ SUMMARY				
** USE 3104-A/B FOR 3104-A/B, 3114-A/B SYSTEMS				
** USE 3104-C FOR 3104-C, 3114-C SYSTEMS				
WIRE LISTS (SAME AS CARD PLACEMENT ABOVE)				
3113-A/B STORAGE MODULE				
CARD PLACEMENT, EQ SUMMARY, WIRE LISTS (USE 3103-A)				
3121-A/B (FA414-A/B) MAGNETIC TAPE CONTROLLER REFERENCE MANUAL	60332000	A	22	ARH
3127-A/B MAGNETIC TAPE CONTROLLER CE MANUAL	60140400	R	22	ARH
REFERENCE MANUAL	60331800	B	22	ARH

1. Publication number of literature.  
2. The latest revision level.

3. Indicates number of holes punched in manual for use with hard cover ringed binder.  
4. Price per manual.

TITLE	1	2	3	4
3127/3228/3329 MAG TAPE CONTROLLER AND 60X MAG TAPE TRANSPORT TEST ROUTINE	13790400		22	ARH
3128-A/B MAGNETIC TAPE CONTROLLER CE MANUAL	60202600	K	22	ARH
REFERENCE MANUAL	60331900	A	22	ARH
3142-A/B CARD READER AND CONTROLLER CE MANUAL	60160300	G	22	ARH
REFERENCE MANUAL	60332400	A	22	ARH
3150 DATA PROCESSING SYSTEM				
REFERENCE MANUAL	60207800	A	22	ARH
SOURCE DATA COLLECTION SYS SOFTWARE DESC.	65724900		3	RVL
3152-A/B LINE PRINTER CONTROLLER				
CIRCUIT DESCRIPTION, DIAGRAMS, MAINT, PARTS LIST, CARD PLACEMENT, EQ SUMMARY CE MANUAL	60108100	F	22	ARH
CROSS TABS CE MANUAL	60147200	B	22	ARH
TEST ROUTINE	13793200		22	ARH
3170 COMPUTER SYSTEM				
REFERENCE MANUAL	60341500	C	22	ARH
I/O SPECIFICATIONS (USE 3000 I/O)				
3172 (BB105-A) MAGNETIC CORE STORAGE				
REF INFO (USE 3170)				
3174-1 (AC105-B, 3301-A, 3311-A) BASIC PROCESSOR				
REF INFO (USE 3170)				
3174-2 (AC105-B, 3301-A, 3310-A, 3311-A) SCIENTIFIC PROCESSOR				
REF INFO (USE 3170)				
3174-3 (AC105-B, 3301-A, 3311-A, AF101-B) BUSINESS DATA PROCESSOR				
REF INFO (USE 3170)				
3174-4 (AC105-B, 3301-A, 3310-A, 3311-A, AF101-B) GENERAL PROCESSOR				
REF INFO (USE 3170)				
3177 (3306-C, 3307-A) COMMUNICATIONS CHANNEL				
REF INFO (USE 3170)				
3192-A/B/C/D ON-LINE MONITOR TYPEWRITER				
CE MANUAL	60150100	J	22	ARH
TEST ROUTINE	13793600		22	ARH
3195-A PAGE READER CONTROLLER				
REFERENCE MANUAL	60166900	D	22	ROK
CE MANUAL	60167000	D	22	ROK

1. Publication number of literature.

2. The latest revision level.

3. Indicates number of holes punched in manual for use with hard cover ringed binder.

4. Price per manual.

TITLE	1	2	3	4
3200 COMPUTER SYSTEM				
REFERENCE MANUAL COMPUTER SYSTEM	60043800	J	22	ARH
CUSTOMER ENGINEERING MANUALS (INCLUDE INFO ON 3203-A, 3204A/B, 3205A/B, 3206 3207A/P, 3209-A, 3210-A/B, 3215-A/B)				
CARD PLACEMENTS	31620199	AK	34	ARH
EQUATION SUMMARY, VOLUME 1 AND 2	31620099	Y	34	ARH
WIRE LIST, TERM LIST	31620200	AD	22	ARH
WIPE LIST, HAND TABS	31620300	P		ARH
CE DIAGRAMS	60049400	AY	22	ARH
PARTS LIST	60075400	D	22	ARH
CE MANUAL CIRC DESC., COMPUTATION SECT.	60100900	C	22	ARH
MAINTENANCE COMMAND TIMING CHARTS	60101100	B	22	ARH
3203 DISK DIAGNOSTIC TEST ROUTINE MANUAL	41611300	A	22	ARH
3216 REAL TIME COMMUNICATION MODULE				
CE MANUAL	13792100	A	22	ARH
CE DIAGRAMS MANUAL	13792200	B	34	ARH
3217 REAL TIME COMMUNICATION MODULE AND B.A.T.E. EXCHANGE TEST ROUTINES	13794100	A	22	ARH
3218-A PROGRAMMED DATA CHANNEL REF/CE MANUAL	60116100	E	22	ARH
(THE FOLLOWING MANUALS FOR THE ABOVE PRODUCT ARE AVAILABLE ON A SPECIAL ORDER BASIS IN MAX. QTY OF 2 COPIES. ALLOW AT LEAST 3-4 WEEKS FOR PROCESSING AND DELIVERY.)				
EQUATION SUMMARY	60115900			
WIRE TABS	24146700			ARH
3228-A/B MAGNETIC TAPE CONTROLLER				
REFERENCE MANUAL	60331700	C	22	ARH
CE MANUAL	60093700	V	22	ARH
3229-A/B MAGNETIC TAPE CONTROLLER (USE 3228-A) REF INFO (USE 3228-A/B)				
3231-A DISK PACK CONTROLLER				
REFERENCE MANUAL	60110900	C	22	ARH
CE MANUAL	60111000	B	22	ARH
3232-A/B DISK DRIVE CONTROLLER				
REFERENCE MANUAL	60165300	01	22	ARH
CE MANUAL	60165400	E	22	ARH
3234-A/B MASS STORAGE CONTROLLER				
REFERENCE MANUAL	60333300	B	22	ARH

1. Publication number of literature.  
2. The latest revision level.

3. Indicates number of holes punched in manual for use with hard cover ringed binder.  
4. Price per manual.

TITLE	1	2	3	4
DIAGRAMS CE MANUAL	60167900	AD	22	ARH
WIPE LIST, EQUATION SUMMARY CE MANUAL	60268900	P	22	ARH
TEST ROUTINE (SEE ALSO SPECIAL OPTION 60076-A)	41606500	A	22	ARH
3234-D/E MASS STORAGE CONTROLLER CE MANUAL	60394800	D	22	ARH
3235-A DRUM STORAGE SUBSYSTEM REFERENCE MANUAL	60165100	01		ARH
CE MANUAL	60165200	01	22	ARH
3245-A CARD PUNCH CONTROLLER REFERENCE MANUAL	60332200	A	22	ARH
CE MANUAL	60105100	J,K	22	ARH
3248-A/B CARD READER CONTROLLER REFERENCE MANUAL	60332300	D	22	ARH
CE MANUAL	60100400	R	22	ARH
3248/405 TEST ROUTINE	13793800		22	ARH
3254 (CL308-A, FF510-A/B) LINE PRINTER WITH CONTROLLER REFERENCE MANUAL	60332900	A	22	ARH
3256-A/B/C LINE PRINTER CONTROLLER REFERENCE MANUAL	60332500	A	22	ARH
CE MANUAL	60113900	AD	22	ARH
3256/3659 TEST ROUTINE	13793900		22	ARH
3266-B COMM TERMINAL CONTROLLER THEO OF OPER INSTAL., MAINT., AND PARTS LIST	36825800	J	22	ARH
MAINTENANCE AIDS MANUAL	36825900	J	22	ARH
DIAGRAMS MANUAL	36826000	H	34	ARH
REFERENCE MANUAL	36828100	D	22	ARH
3270-A/B TRANSFER SWITCH CONTROLLER REF/CE MANUAL	60417300	A	22	ARH
3275-C DATA SET CONTROLLER REFERENCE MANUAL	13791500	A	22	ARH
CE MANUAL	13791600		22	ARH
3276 COMMUNICATION TERMINAL CONTROLLER MAINTENANCE MANUAL	36816200	A	22	ARH
3293-A/B INCREMENTAL PLOTTER REFERENCE MANUAL	60332700	B	22	ARH
CE MANUAL	60090500	N	22	ARH
3300 COMPUTER SYSTEM REFERENCE MANUAL	60157000	N	22	ARH
COMMAND TIMING CHAPTS CE MANUAL	60185600	B	22	ARH

1. Publication number of literature.  
2. The latest revision level.

3. Indicates number of holes punched in manual for use with hard cover ringed binder.  
4. Price per manual.

TITLE	1	2	3	4
INSTRUCTION CODES (POCKET-SIZE) (INCLUDES 3500)	60186900	D		ARH
ON-LINE DIAGNOSTICS (33/3500 MASTER) GIM	60329900	A	22	ARH
ON-LINE DIAGNOSTICS (33/3500 MASTER) REF MAN	60323400	04	22	ARH
3301-A (3174-1/2/3/4, 3304-2/3) DESK CONSOLE REF INFO (USE 3170 OR 3300) CIRCUIT DESCRIPTION, DIAGRAMS, MAINTENANCE (USE 3304-A) MAINTENANCE - PMI/PMP (USE 3304-A) PARTS LIST (USE 3304-A)				
3302-A/BB316-A STORAGE MODULE REF INFO (USE 3300 COMPUTER SYSTEM REF MAN) CIRCUIT DESCRIPTION, DIAGRAMS, MAINTENANCE (USE 3304-A) WIRE LIST; HAND TABS (USE 3304-A) MAINTENANCE - PMI/PMP (USE 3304-A) EQUATION SUMMARY (USE 3304-A) CARD PLACEMENT (USE 3304-A) WIRE LIST (TERM LIST) (USE 3304-A) PARTS LIST (USE 3304-A)				
3304-A CENTRAL PROCESSOR CIRCUIT DESCRIPTION, DIAGRAMS, MAINT CE MAN REF INFO (USE 3300 COMPUTER SYSTEM REF MAN) WIRE LIST; HAND TABS CE MANUAL MAINTENANCE - PMI/PMP CE MANUAL EQUATION SUMMARY CE MANUAL CARD PLACEMENT CE MANUAL WIRE LIST (TERM LIST) CE MANUAL PARTS LIST CE MANUAL	60152300	DT	22	ARH
	60317500	B	22	ARH
	60318300	A	22	ARH
	60153900	BA	22	ARH
	60154000	AZ	34	ARH
	60154100	BC	22	ARH
	60160700	E	22	ARH
3304-B/AC105-B (3304, 3304-2/3) CENTRAL PROC. REF INFO (USE 3300 COMPUTER SYSTEM REF MAN) CIRCUIT DESCRIPTION, DIAGRAMS, MAINTENANCE (USE 3304-A) WIRE LIST; HAND TABS (USE 3304-A) MAINTENANCE - PMI/PMP (USE 3304-A) EQUATION SUMMARY, CARD PLACEMENT CE MANUAL ** 3304-B/AC105-B, 3310-A, STD. OPT. 10099-B ONLY. ORDER 3304-A EQUATION SUMMARY IF INFORMATION REQUIRED FOR 3311-A, 3309-A, 3302-A, 3306-A/B/C, 3307-A. WIRE LIST (TERM LIST) CE MANUAL ** 3304-B/AC105-B, 3310-A, ST.OP.10099-B ONLY. ORDER 3304-A WIRE LIST IF INFORMATION REQUIRED FOR 3311-A, 3309-A, 3302-A, 3306-A/B/C, 3307-A PARTS LIST (USE 3304-A)	60213100	H	22	ARH
	60213200	F	22	ARH
3304-2 (AC105-B, AF101-A, 3301-A) BUSINESS				

1. Publication number of literature.

2. The latest revision level.

3. Indicates number of holes punched in manual for use with hard cover ringed binder.

4. Price per manual.

TITLE	1	2	3	4
DATA PROCESSOR REF INFO (USE 3300 COMPUTER SYSTEM REF MAN) CE INFO (SEE APPROPRIATE EQUIPMENT)				
3304-3 (AC105-B, AF101-B, 3301-A) BUSINESS DATA PROCESSOR REF INFO (USE 3300 COMPUTER SYSTEM REF MAN) CE INFO (SEE APPROPRIATE EQUIPMENT)				
3306-A/B/C COMMUNICATION CHANNELS REF INFO (USE 3300 COMPUTER SYSTEM REF MAN) CE INFO (USE 3304-A)				
3307-A COMMUNICATION CHANNEL REF INFO (USE 3300 COMPUTER SYSTEM REF MAN) CE INFO (USE 3304-A)				
3309-A STORAGE MODULE REF INFO (USE 3300 COMPUTER SYSTEM REF MAN) CE INFO (USE 3304-A)				
3310-A (3174-2/4) FLOATING POINT MODULE REF INFO (USE 3170 OR 3300) CE INFO EXCEPT WIRE LIST, EQ SUM (USE 3304-A WIRE LIST/EQ SUMMARY (USE 3304-A OR 3304-B) FOR 3300 SYSTEMS) (USE ONLY 3304-B FOR 3170 SYSTEMS)				
3311-A (3174-2/4) MULTIPROGRAMMING MODULE REF INFO (USE 3170 OR 3300) CE INFO (USE 3304-A FOR 3300 SYSTEMS) (USE 3304-B FOR 3170 SYSTEMS)				
3312-A/AF101-A (3304-2) BUSINESS DATA PROCESSOR REF INFO (USE 3300 COMPUTER SYSTEM REF MAN) MAINTENANCE - PMI/PMP (USE 3304-A) PARTS LIST (USE 3304-A) WIRE LIST (TERM LIST, HAND TABS) CE MANUAL EQUATION SUMMARY, CARD PLACEMENT CE MANUAL DIAGRAMS CE MANUAL MAINTENANCE COMMAND TIMING CHARTS	60197600 60186700 60162900 60209800	P P T H	22 22 22 22	ARH ARH ARH ARH
3312-B/AF101-B (3304-3) BUSINESS DATA PROCESSOR REF INFO (USE 3300 COMPUTER SYSTEM REF MAN)				
3316-1 (FJ601-A) MULTIPLEXER CONTROLLER REFERENCE MANUAL TEST ROUTINE MANUAL	13796800 41600300	E A	22 22	ARH ARH
3344 DIGIGRAPHIC CONTROLLER HOWR REF/CE MAN.	82146800	A00	22	RVL

1. Publication number of literature.  
2. The latest revision level.

3. Indicates number of holes punched in manual for use with hard cover ringed binder.  
4. Price per manual.



TITLE	1	2	3	4
3400 COMPUTER SYSTEM				
INSTRUCTION CARD	60070000			ARH
INSTRUCTION CODES (3400)	60150300			ARH
REFERENCE MANUAL	60028200	P	22	ARH
CUSTOMER ENGINEERING MANUALS				
CE DIAGRAMS	60096900	AF	22	ARH
CE INST/PART 1 THEORY OF OPERATION	60097000	C	22	ARH
MAINTENANCE MONITOR (SMM34) VOLS 1 AND 2	60126400	D	22	ARH
COMMAND TIMING CHARTS	60141800	CDE	22	ARH
WIRE TABS, CABLE TABS AND CROSS TABS	60146000	K	34	ARH
(THE FOLLOWING MANUALS FOR THE ABOVE PRODUCT ARE AVAILABLE ON A SPECIAL ORDER BASIS IN MAX. QTY OF 2 COPIES.ALLOW AT LEAST 3-4 WEEKS FOR PROCESSING AND DELIVERY.)				
PARTS LIST	60149900	A	22	ARH
3401 CONSOLE TYPEWRITER CONTROL CARD PLCMT, EQUATION SUMMARY,WIRF TABS,CABLE TABS,CROSS TABS	60145500	A	34	ARH
3404-A BASIC 16K COMPUTER CARD PLCMTS AND EQUATION SUMMARY VOL 1 AND 2	60145900	J	22	ARH
WIRE TABS, CABLE TABS AND CROSS TABS	60146000	K	22	ARH
3406-A STANDARD I/O CHANNEL CARD PLACEMENTS, EQUATION SUMMARY,WIRE TABS,CABLE TABS,CROSS	60145600	C,D	34	ARH
3409-A 32K STORAGE OPTTON CARD PLACEMENTS, EQUATION SUMMARY,WIPE,CABLE AND CROSS TABS	60145700	B	22	ARH
3410-A FLOATING POINT OPTION C/P, EQ SUMMARY, WIRE LIST CE MANUAL (INCLUDES PREVIOUS PUB NO.S 32501400 AND 32501500)	32501300	B	22	
3416-A STANDARD I/O CHANNEL CARD PLACEMENT, EQUATION SUMMARY, WIRE LIST CE MANUAL (INCLUDES INFO FOR PREVIOUS PUR NO.S 32503400 AND 32503500 - ALSO INCLUDES 3417-A INFO FOR PREVIOUS PUB NO.S 32503700, 32503800 AND 32503900)	32503300	E	22	ARH
3417-A DIRECT ACCESS CHANNFL CE INFO (SEE 3416-A)				
3421-A/B/3422-A/B/3423-A/B MAG TAPE CONTROLLER THEO OF OPER, MAINT, PARTS LIST, DIAGRAMS MAN REFERENCE MANUAL	60102300	U	22	ARH
	60331600	D	22	ARH
342X-A/B MAG TAPE CONTROLLER CARD PLACEMENT,	60150000	N	34	ARH

1.Publication number of literature.

2.The latest revision level.

3.Indicates number of holes punched in manual for use with hard cover ringed binder.

4.Price per manual.

TITLE	1	2	3	4
EQ. SUMMARY, WIRE TABS CE MANUAL				
3436-A DRUM CONTROLLER REFERENCE MANUAL CE MANUAL TEST ROUTINE	60333100 60114200 13793500	A M,N	22 22 22	ARH ARH ARH
3446-A/B CARD PUNCH CONTROLLER REFERENCE MANUAL CF MANUAL TEST ROUTINES - 3446, 3644/415/523/544 PUNCH/READER CARD PATTERNS FOR 3446-3644/ 415/523/544 CARD PUNCH TEST AND 3447-3649/ 405 CARD READER TEST	60332100 60090400 41602600 41602800	B Y A	22 22 22 22	ARH ARH ARH ARH
3447-A CARD READER CONTROLLER REF INFO (USE 3248-A REF MAN) CE MANUAL TEST ROUTINES - 3447, 3649/405	60091800 41602700	AB A	22 22	ARH ARH
3447-B CARD READER CONTROLLER REF INFO (USE 3248-A REF MAN) CE MANUAL TEST ROUTINES (USE 3447-A)	60212800	M	22	ARH
3458-A LINE PRINTER CONTROLLER REFERENCE MANUAL DIAGRAMS, CIPC. DESC., MAINT AND PARTS LIST CARD PLACEMENT, EQ SUMMARY, WIRE LIST CE MAN	60332800 60158200 60197000	B Z S	22 22 22	ARH ARH ARH
3500 COMPUTER SYSTEM  COMPUTER SYSTEM REFERENCE MANUAL INSTRUCTION CODES (USE 3300) SMM REF INFO (USE 3300) HARDWARE MAINT FEATURES (3500 MASTER) GENERAL INFORMATION MANUAL (USE 3300)	60200300	D	22	ARH
3502 (8B313-A, 8B314-A, 8H104-A) SYSTEM STORAGE REF INFO (USE 3500 REF MAN)				
3504-1 (AC104-A, CR105-A) PROCESSOR REF INFO (USE 3500 COMPUTER SYSTEM REF MAN.)				
3507-1 (DC111-A) DATA CHANNEL REF INFO (USE 3500 COMPUTER SYSTEM REF MAN.)				
3514-1 (AC106-A, CR106-A) BASIC PROCESSOR REF INFO (USE 3500 COMPUTER SYSTEM REF MAN)				
3514-2 (AC106-A, AF102-A, CR106-A) BUSINESS DATA PROCESSOR REF INFO (USE 3500 COMPUTER SYSTEM REF MAN)				

1. Publication number of literature.

2. The latest revision level.

3. Indicates number of holes punched in manual for use with hard cover ringed binder.

4. Price per manual.

TITLE	1	2	3	4
3514-3 (AC106-A, AT124-A, CR106-A) MULTI-PROGRAMMING PROCESSOR REF INFO (USE 3500 COMPUTER SYSTEM REF MAN)				
3514-4, (AC106-A, AF102-A, AT124-A, CR106-A) GENERAL PURPOSE PROCESSOR REF INFO (USE 3500 COMPUTER SYSTEM REF MAN)				
3516-1 (FJ601-A, FV129-A) MULTIPLEXER CONTROLLER REFERENCE MANUAL	41610700	A	22	ARH
3518 (FA416-B, FA417-B, FA420-B) MAGNETIC TAPE CONTROLLER REFERENCE MANUAL	60287600	P	22	ARH
3522 (AT122-A, AT123-A) REAL TIME INTERRUPT REF INFO (USE 3500 COMPUTER SYSTEM REF MAN.)				
3528 (FA417-B, FA418-A, FA420-B) MAGNETIC TAPE CONTROLLER REF INFO (USE 3518)				
3553-1 (FA705-A/B) MASS STORAGE CONTROLLER REFERENCE MANUAL	60278500	B	22	ARH
3553-2 (FA704-A/B/C) MASS STORAGE CONTROLLER REF INFO (USE 3553-1)				
3555-1 (FF307-B) LINE PRINTER CONTROLLER REFERENCE MANUAL	60231300	C	22	ARH
3600 COMPUTER SYSTEM REFERENCE MANUAL	60021300	N	22	ARH
INSTRUCTION CODES 3600/3800	60044400	C		ARH
CUSTOMER ENGINEERING MANUALS				
SYSTEM MAINT. MONITOR REF MANUAL	60093900	H	22	ARH
PARTS LIST	60157300	C	22	ARH
(THE FOLLOWING MANUALS FOR THE ABOVE PRODUCT ARE AVAILABLE ON A SPECIAL ORDER BASIS IN MAX. QTY OF 2 COPIES. ALLOW AT LEAST 3-4 WEEKS FOR PROCESSING AND DELIVERY.)				
CARD TESTER REFERENCE/INSTRUCTION	60096800		22	ARH
3601 CONSOLE DIAGRAMS	60042600	J	22	ARH
CARD PLACEMENT AND EQUATION SUM. CE MANUAL	31605400	A	22	ARH
CE INSTRUCTION MANUAL	60043400	B	22	ARH
WIRE TAPS	31600200	C	22	ARH
3602-A/3802-A COMMUNICATIONS MOD CE DIAGRAMS	60041700	J	34	ARH

1. Publication number of literature.  
2. The latest revision level.

3. Indicates number of holes punched in manual for use with hard cover ringed binder.  
4. Price per manual.

TITLE	1	2	3	4
COMMUNICATION MOD INSTRUCTION/CE MANUAL C/P, EQ SUMMARY, W/L CE MANUAL (INCLUDES PREVIOUS PUB NO. 31605500)	60096700 31600500	E B	22 22	ARH ARH
3604-A/B COMPUTATION MODULE CE DIAGRAMS VOLS 1 AND 2	60042100	AV	34	ARH
CE INSTRUCTION/CIRCUIT DESCRIPTION	60047600		22	ARH
PRELIMINARY COMMAND TIMING CHARTS	60093800		22	ARH
ARITHMETIC COMMAND TIMING CHARTS	60100700		22	ARH
CARD PLACEMENT, EQ SUMMARY CE MANUAL	31605600	S	22	ARH
WIRE LIST CE MANUAL	31600800	P	22	ARH
3604-B COMPUTATION MODULE WIRE LIST CARD PLACEMENT AND EQUATION SUM. VOLS. 1,2	17804500 60150700	K L	22 34	ARH ARH
3606-A BI-DIRECTIONAL DATA CHAN CE DIAGRAMS CE INSTRUCTION MANUAL	60041800 60043300	F D	34 22	ARH ARH
CHASSIS MAPS AND SUMMARY	31605700	D	34	ARH
WIRE TABS	31601100	D	22	ARH
3607-A 24 BIT DATA CHANNEL CE DIAGRAMS	60041900	D	34	ARH
(THE FOLLOWING MANUALS FOR THE ABOVE PRODUCT ARE AVAILABLE ON A SPECIAL ORDER BASIS IN MAX. QTY OF 2 COPIES.ALLOW AT LEAST 3-4 WEEKS FOR PROCESSING AND DELIVERY.)				
WIRE TABS	31601400			ARH
CHASSIS MAPS AND SUMMARY	31605800			ARH
3608-A 48 BIT DATA CHANNEL CE DIAGRAMS	60047900	C	34	ARH
(THE FOLLOWING MANUALS FOR THE ABOVE PRODUCT ARE AVAILABLE ON A SPECIAL ORDER BASIS IN MAX. QTY OF 2 COPIES.ALLOW AT LEAST 3-4 WEEKS FOR PROCESSING AND DELIVERY.)				
WIRE LIST	31601700	C		ARH
CHASSIS MAPS AND SUMMARY	31605900	B		ARH
3609-A STORAGE MODULE CE DIAGRAMS CE INSTRUCTION MANUAL	60042000 60095500	R E	34 22	ARH ARH
CARD PLACEMENTS, EQ SUMMARY AND WIRE TABS	60159200	B	34	ARH
3610-A/3810-A COMMUNICATIONS MOD CE DIAGRAMS CE INSTRUCTION MANUAL	60121400 60121300	C D	22	ARH ARH
(THE FOLLOWING MANUALS FOR THE ABOVE PRODUCT ARE AVAILABLE ON A SPECIAL ORDER BASIS IN MAX. QTY OF 2 COPIES.ALLOW AT LEAST 3-4 WEEKS FOR PROCESSING AND DELIVERY.)				
CARD PLACEMENT, EQUATION SUMMARY	31605200			ARH
WIRE LIST	31605300			ARH

1.Publication number of literature.  
2.The latest revision level.

3.Indicates number of holes punched in manual for use with hard cover ringed binder.  
4.Price per manual.

TITLE	1	2	3	4
3613 SIDEWAYS ALOGRITHM BOX	60047700	B	22	ARH
362X-A MAGNETIC TAPE CONTROLLER				
REFERENCE MANUAL	60331500	C	22	ARH
CE DIAGRAMS MANUAL	60042200	AF	34	ARH
REFERENCE/INSTRUCTION MANUAL	60043500	J	22	ARH
CARD PLACEMENTS AND EQUATION SUMMARY	31606100	L	34	ARH
WIRE LIST CE MANUAL	31602300	P	22	ARH
362X-B MAGNETIC TAPE CONTROLLER				
REF INFO (USE 362X-A)				
CARD PLACEMENT AND EQUATION	60159600	J	34	ARH
WIRE LISTS CE MANUAL	60159700	J	22	ARH
363X-A DISK FILE CONTROLLER				
REFERENCE MANUAL	60333200	A	22	ARH
CIRCUIT DESC., MAINT., PARTS LIST, CARD PLACEMENT, EQUATION SUMMARY CE MANUAL	60099800	D	22	ARH
WIRE LISTS CE MANUAL	60197300	C	22	ARH
3637-A DRUM STORAGE CONTROLLER				
REF/CE INFO (USE 3436-A)				
3637-B/C DRUM STORAGE CONTROLLER				
CE MANUAL	60224900	H	22	ARH
3641-A CARD READER CONTROLLER				
CARD PLACEMENTS AND EQUATION SUMMARY	31606200		34	ARH
(THE FOLLOWING MANUALS FOR THE ABOVE PRODUCT ARE AVAILABLE ON A SPECIAL ORDER BASIS IN MAX. QTY OF 2 COPIES.ALLOW AT LEAST 3-4 WEEKS FOR PROCESSING AND DELIVERY.)				
REFERENCE/INSTRUCTION MANUAL	60107200			ARH
WIRE TABS	31602600		22	ARH
3643 CARD READ WIRE TABS CE MANUAL	31602900			ARH
3644-A CARD PUNCH CONTROLLER				
REF INFO (USE 3446-A/B REF MAN)				
CE MANUAL	60048400	Z	22	ARH
TEST ROUTINFS (USF 3446-A)				
3649-A CARD READER CONTROLLER				
REF INFO (USE 3248-A REF MAN)				
REFERENCE/INSTRUCTION MANUAL	60097900	B	22	ARH
CE MANUAL	60049800	W	22	ARH
TEST ROUTINES (USE 3447-A)				
3655-A LINE PRINTER ADAPTER EQ. SUM., CARD PLACEMENT, WIRE LIST CE MANUAL	60291000	A	22	
CE DIAGRAMS MANUAL	60042500	E	34	ARH

1.Publication number of literature.  
2.The latest revision level.

3.Indicates number of holes punched in manual for use with hard cover ringed binder.  
4.Price per manual.

TITLE	1	2	3	4
3659-A/B/C LINE PRINTER CONTROLLER REF INFO (USE 3256-A/B/C) DIAGRAMS CE MANUAL CIRCUIT DESCRIPTION, MAINT., PARTS LIST, CARD PLACEMENT, EQ SUMMARY, WIRE LIST CE MANUAL TEST ROUTINES (USE 3256-A)	60094200 60126500	S M	22 22	ARH ARH
3681-A DATA CHANNEL CONVERTER CE MANUAL REFERENCE MANUAL SYSTEM MAINTENANCE MONITOR REFERENCE SYSTEMS MAINT. MONITOR PROG. LISTINGS	60042300 60333400 60169100 60181200	F A B B	22 22 22 22	ARH ARH ARH ARH
3682-A/B/C SATELLITE CONTROLLER CE MANUAL REFERENCE MANUAL TEST ROUTINE	60042400 60333500 41600700	H A A	22 22 22	ARH ARH ARH
3691-A PAPER TAPE READER/PUNCH REFERENCE MANUAL PAPER TAPE READER PUNCH WIRE TABS REFERENCE INSTRUCTION AND DIAGRAMS MANUAL	60333000 60140800 60048300	B D F	22 22 22	ARH ARH ARH
3691-B/C/D/E PAPER TAPE READ/PUNCH CE MANUAL REF INFO (USE 3691-A)	60124800	T	22	ARH
3692-A PROGRAM CONTROLLED I/O TYPEWRITER REFERENCE MANUAL CE DIAGRAMS WIRE TABS CHASSIS MAPS AND SUMMARY	60332600 60094400 31603800 31606600	A E C C	22 34 22 34	ARH ARH ARH ARH
3694-A PAPER TAPE READER/PUNCH DIAGRAMS REFERENCE MANUAL	60104900 60107400	A A	22 22	ARH ARH
(THE FOLLOWING MANUALS FOR THE ABOVE PRODUCT ARE AVAILABLE ON A SPECIAL ORDER BASIS IN MAX. QTY OF 2 COPIES.ALLOW AT LEAST 3-4 WEEKS FOR PROCESSING AND DELIVERY.) PRICE AVAILABLE UPON REQUEST CARD PLACEMENT EQUATION SUMMARY	31554400 31554300			ARH ARH
3694-C/D PAPER TAPE READER/PUNCH CE MANUAL REFERENCE MANUAL	60125400 60203300	S A	22 22	ARH ARH
(THE FOLLOWING MANUALS FOR THE ABOVE PRODUCT ARE AVAILABLE ON A SPECIAL ORDER BASIS IN MAX. QTY OF 2 COPTES.ALLOW AT LEAST 3-4 WEEKS FOR PROCSSTNG AND DELIVERY.) PRICE AVAILABLE UPON REQUEST CARD PLACEMENT EQUATION SUMMARY	31646700 60149700	E M		ARH ARH

1.Publication number of literature.  
2.The latest revision level.

3.Indicates number of holes punched in manual for use with hard cover ringed binder.  
4.Price per manual.

TITLE	1	2	3	4
3800 COMPUTER SYSTEM REFERENCE MANUAL	60162300	C	22	ARH
CUSTOMER ENGINEERING MANUALS				
MAINTENANCE COMMAND TIMING CHARTS	60160000	A	22	ARH
CE MANUAL-POWER DIAGRAMS	60194400	A	22	ARH
PARTS LIST CE MANUAL	60197700	A	22	ARH
3801-A CONSOLE DIAGRAMS,C/P, EQ SUMMARY,W/L AND TERM LIST CIRCUIT DESCRIPTION AND MAINTENANCE	60159000 60199300	B A		ARH 22 ARH
3802-A COMMUNICATION MODULE (USE 3602-A MANUAL				
3803-B STORAGE MOD DIAG,CIR DES,MAINT,C/P,W/L	60184500	C	22	ARH
3804-A/3811-A COMPUTATION MOD AND RELOCATION UNIT DIAGRAMS AND CIRCUIT DESCRIPTION, CARD PLACEMENT, EQUATION SUMMARY WIRE AND TERM LISTS, HAND TABS	60154500 60159900 60186100	R K J	22	ARH 34 ARH 22 ARH
3806-A DATA CHANNEL CE MANUAL CE INSTRUCTION MANUAL	60122700 60100800	D B	22	ARH 22 ARH
3810-A COMMUNICATION MODULE (USE 3610-A MANUAL				
3816 PRIORITY DATA CHANNEL CE DIAGRAM,CIRC DESC,P/L,CP,EQ SUM,W/L REFERENCE MANUAL	60153000 60157100	B A	22	ARH 22 ARH
5100 CUSTOMER ENGINEERING MANUAL VOLS. 1 AND 2 MIMIC SOFTWARE REFERENCE MANUAL COMPASS ASSEMBLER SOFTWARE REF MAN COMPASS SOFTWARE REFERENCE MANUAL PROGRAM CHECKOUT MONITOR SOFTWARE REF MAN	14163300 14166700 14196600 14166800 14167100	A  A A	22	GSD GSD GSD GSD 22 GSD
5600 SERIES MPP REFERENCE MANUAL MAINTENANCE, DIAGS, WIRE LIST CE MANUAL	14232000 14247900	A A	22	GSD 22 GSD
6000 COMPUTER SYSTEMS (6014, 6015, 6200, 6400, 6500, 6600, 6700) INSTRUCTION CARD INSTRUCTION CODES INPUT/OUTPUT SPECIFICATIONS (USE CYBER 72) 73, 74 I/O SPECIFICATIONS) REFERENCE MANUAL SCOPE 3.3 ON-LINE DIAGNOSTICS GIM SCOPE 3.4 ON-LINE DIAGNOSTICS GIM SCOPE 3.3 ON-LINE DIAGNOSTICS REFERENCE MAN. SCOPE 3.4 ON-LINE DIAGNOSTICS REFERENCE MAN.	60164500 60141900 60100000 60309800 60364700 60320700 60364800	C F AE A A 02 D		ARH ARH 22 ARH 22 ARH 22 ARH 22 ARH 22 ARH

1.Publication number of literature.  
2.The latest revision level.

3.Indicates number of holes punched in manual for use with hard cover ringed binder.  
4.Price per manual.

TITLE	1	2	3	4
6000/CYBER OPTIONS GENERAL INSTALLATION PROCEDURES MANUAL	60415600	A	22	ARH
CUSTOMER ENGINEERING MANUALS				
PERIPHERAL CONTROLLER CABINETS REF/CE MANUAL (1700/3000/6000)(REFER TO 3000 SERIES) REFRIGERATION MANUALS - (SEE CATALOG SEC 4)				
6014 6000 STATION (AT217-A) REF INFO (PPU AND CPU - USE 6000 SERIES REF MANUAL) (INTERFACE REF INFO - USE 6682 AND DT122-A REF OR REF/CE MANUALS)				
6015-7/8/9 6000 STATION (USE 6014)				
6400/6500-A/B/C CENTRAL COMPUTERS * THE MANUALS LISTED BELOW ARE USED * * WITH ALL 6400/6500-A/B/C COMPUTERS * * UNLESS INDICATED OTHERWISE *				
**DIAGRAM MANUALS**				
CPU, PPU, CENTRAL MEMORY, CLOCK, ECS COUPLER AND POWER DIAGRAMS	60146100	BL	22	ARH
**MAINTENANCE MANUALS**				
MAINTENANCE AND COMMAND TIMING	60182100	J	22	ARH
INSTANT SMM CODE BOOK (64/65/6600)	60299500	D		ARH
SYSTEM MAINTENANCE MONITOR REFERENCE MANUAL VOLS 1-5(AVAIL IN SETS ONLY)	60160600	18	22	ARH
MAINTENANCE PMI/PMP CE MANUAL	60309600	G	22	ARH
**PARTS DATA**				
PARTS LIST(6404-A,6414-A/B/C ONLY)	60187200	C	22	ARH
PARTS LIST(6404-A,6415-A/B/C ONLY)	60266300	A	22	ARH
PARTS LIST(6413-C/O ONLY)	60223300	C	22	ARH
PARTS LIST(6514-C ONLY)	60224200	B	22	ARH
PARTS LIST(6513-C/D ONLY)	60267200	A	22	ARH
**WIRE LISTS**				
CHASSIS 1 CHASSIS TABS (INCL 6411/16-A/B)	60166100	T	22	ARH
CHASSIS 2 CHASSIS TABS (INCL 6400/6500-D)	60166200	AA	22	ARH
CHASSIS 3 CHASSIS TABS	60166300	AR	22	ARH
CHASSIS 4 CHASSIS TABS	60180000	L	22	ARH
CHASSIS 5/7 CHASSIS TABS	60166400	M	22	ARH
CHASSIS 8 CHASSIS TABS	60187700	V	22	ARH
CHASSIS 9/11 CHASSIS TABS	60197100	C	22	ARH
CHASSIS 10/12 CHASSIS TABS	60197200	C	22	ARH
CABLE TABS(FOR 6404-A,6414/6514-A/B/C ONLY)	60166000	M	22	ARH
CABLE TABS(FOR 6405-A;6415-A/B/C ONLY)	60169700	M	22	ARH
CABLE TABS(FOR 6413/6513-A/B/C ONLY)	60188900	G	22	ARH
6411-A,6416-A AUGMENTED I/O BUFFER/CONTROL DIAGRAMS AND CIRCUIT DESCRIPTIONS				
CHASSIS 1 CHASSIS TABS(SEE 64/6500-A/B/C)	60146200	U	22	ARH
CHASSIS 3 CHASSIS TABS CE MANUAL	60180100	H	22	ARH
CHASSIS 4 CHASSIS TABS CE MANUAL	60187800	G	22	ARH

1.Publication number of literature.

2.The latest revision level.

3.Indicates number of holes punched in manual for use with hard cover ringed binder.

4.Price per manual.



TITLE	1	2	3	4
CABLE TABS CE MANUAL	60187900	K	22	ARH
6400/6500-D CENTRAL COMPUTER				
* THE MANUALS LISTED BELOW ARE USED *				
* WITH ALL 6400/6500-D COMPUTERS *				
* UNLESS INDICATED OTHERWISE *				
**DIAGRAM MANUALS**				
CPU, CENTRAL MEMORY, CLOCK, FCS COUPLER AND POWER DIAGRAMS	60246800	AG	22	ARH
PERIPH PROCESSING UNIT DIAGRAMS	60246500	K	22	ARH
**MAINTENANCE MANUALS**				
SYSTEM MAINT MONITOR REF(SEE 64/6500-A/B/C)				
MAINTENANCE-PMI/PMP (SEE 64/6500-A/B/C)				
**PARTS DATA**				
PARTS LIST (6414-D ONLY)	60268000	B	22	ARH
PARTS LIST(6514-D ONLY)	60267100	A	22	ARH
PARTS LIST(6415-D,6513-D,SEE 64/6500-A/B/C)				
**WIPE LISTS**				
CHASSIS 1 CHASSIS/CABLE TABS	60246900	S	22	ARH
CHASSTS 2 CHASSIS TABS(SEE 64/6500-A/B/C)				
CHASSIS 3 CHASSIS/CABLE TABS	60248500	U	22	
CHASSIS 4 CHASSIS/CABLE TABS	60248600	H	22	ARH
CHASSIS 5 CHASSIS/CABLE TABS CE MANUAL	60248700	C	22	ARH
CHASSTS 6 CHASSIS/CABLE (FOR 6415.D ONLY)	60249000	K	22	ARH
CHASSIS 8 CHASSIS/CABLE TABS	60249100	S	22	ARH
CHASSIS 9/11 CHASSIS/CABLE TABS	60248800	E	22	ARH
CHASSIS10/12 CHASSIS/CABLE TABS	60248900	F	22	ARH
HAND TABS,SENSE AMP WIRING(FOP 64/65/6600-D)	60269100	A	22	ARH
6413-E (AA105-A WITH AT140-A)				
6414-E (AA105-A)				
6415-E (AA103-A) CENTRAL COMPUTER				
6415-7 (AA103-D) CENTRAL COMPUTER				
6415-8 (AA103-G) CENTRAL COMPUTER				
6415-9 (AA103-R) CENTRAL COMPUTER				
6500-C USE STANDARD 6400-C MANUALS. IF AT196-A/B AND DT117-A OR DT204-A AND AT196-A AND AT195-A ARE INSTALLED USE MANUALS LISTED UNDER AT195-A.				
6500-C WITH FCS CAPABILITY USE MANUALS LISTED UNDER AT195-A				
6500-D USE STANDARD 6400-D MANUALS. IF AT198-A AND DT143-A OR DT205-A AND AT194-A AND AT198-A ARE INSTALLED USE MANUALS LISTED UNDER AT194-A.				

1.Publication number of literature.  
2.The latest revision level.

3.Indicates number of holes punched in manual for use with hard cover ringed binder.  
4.Price per manual.

TITLE	1	2	3	4
6500-D WITH ECS CAPABILITY USE MANUALS LISTED UNDER AT194-A.				
6500-E USE STANDARD 6400-E MANUALS. IF AT141-A AND DT143-A OR AT141-A AND DT205-A AND AT194-A ARE INSTALLED USE MANUALS LIST UNDER AT194-A.				
6500-E WITH ECS CAPABILITY USE MANUALS LISTED UNDER AT194-A.				
6601-A THROUGH F CENTRAL COMPUTER(SER.1-7) DIAGRAMS AND CIRCUIT DESC(SEE 6601-H/J) CHASSIS 1,6,7,8,13,14,15 AND 16 CHASSIS TABS(SEE 6601-H/J) * THE FOLLOWING MANUALS FOR THE * * ABOVE SYSTEM ARE AVAILABLE ON A * * A SPECIAL ORDER BASIS IN MAX.QTY * * OF 2 COPIES.ALLOW AT LEAST 3-4 * * WEEKS FOR PROC.AND DELIVERY. * PRICE AVAILABLE UPON REQUEST CHASSIS 2 CHASSIS TABS(INCL 6604-B) CHASSIS 3 CHASSIS TABS CHASSIS 4 CHASSIS TABS CHASSIS 5 CHASSIS TABS(INCL 6604-B) CHASSIS 9 CHASSIS TABS CHASSIS 10 CHASSIS TABS CABLE TABS(SEE 6601-H/J)	60161500 60161600 60161800 60162000 60162100 60162200		22 22 22 22 22 22	ARH ARH ARH ARH ARH ARH
6601-H/J CENTRAL COMPUTER **DIAGRAM MANUALS** CPU, FUNCTIONAL UNIT, PERIPHERAL PROC. UNIT CLOCK,ECS COUPLFR,AND POWER DIAGRAMS **MAINTENANCE AIDS** SYSTEM MAINT MON.REF(SEE 6400/6500-A/B/C) MAINTENANCE-PMI/PMP(SEE 6400/6500-A/B/C) **PARTS DATA** PARTS LIST(FOR 6601-H/J,6613-A/B/C ONLY) **WIRF LISTS** CHASSIS 1 CHASSIS TABS CHASSIS 2 CHASSIS TABS CHASSIS 3 (FOR 6601-H/J,6613-A/B/C ONLY) CHASSIS 4 (FOR 6601-H/J,6613-A/B/C ONLY) CHASSIS 5 CHASSIS TABS CHASSIS 6 CHASSIS TABS CHASSIS 7 CHASSIS TABS CHASSIS 8 CHASSIS TABS CHASSIS 9 (FOR 6601-H/J,6613-A/B/C ONLY) CHASSIS 10 (FOR 6601-H/J,6613-A/B/C ONLY) CHASSIS 12 CHASSIS TABS(SEE 6612-B/E) CHASSIS 13 (FOR 6601-H/J,6613-A/B/C ONLY) CHASSIS 14 (FOR 6601-H/J,6613-A/B/C ONLY)	60119300           63019800 63019700 63019600 63019200 60150800 63017400 63017300 63017200 63017100 63016900  63025600 63025500	DR           AD AL BD W BP Z P AF V S  R P	22           22 22 22 22 22 22 22 22 22 22 22  22 22	ARH           ARH ARH ARH ARH ARH ARH ARH ARH ARH ARH ARH  ARH ARH

1.Publication number of literature.

2.The latest revision level.

3.Indicates number of holes punched in manual for use with hard cover ringed binder.

4.Price per manual.

TITLE	1	2	3	4
CHASSIS 15 (FOR 6601-H/J,6613-A/B/C ONLY)	63025400	N	22	ARH
CHASSIS 16 (FOR 6601-H/J,6613-A/B/C ONLY)	63024900	R	22	ARH
CABLE TABS(FOR 6601-H/J,6613-A/B/C ONLY)	60148900	AJ	22	ARH
6602-A THROUGH E CONSOLE DISPLAY CONTROLLER REFERENCE MANUAL	60333900	B	22	ARH
DIAGRAMS (6602-A THRU E, 6612-A THRU E)	60389800	A	22	ARH
PARTS LIST OF MANUAL	60266400	A	22	ARH
CHASSIS/CABLE TABS OF MANUAL	63016700	N	22	ARH
6603-A/B/C DISK SYSTEM DIAGRAMS, WIRE LISTS OF MANUAL	60389900	A	22	ARH
REFERENCE MANUAL	60334000	A	22	ARH
SERVICE MANUAL-DIAGRAMS,CIRC DESCRIPTION	60127000	C	22	ARH
PARTS LIST OF MANUAL	60266500	B	22	ARH
MAINTENANCE-ELECTRONIC TEST PROCEDURES	60213300	C	22	ARH
6604-A/C CENTRAL COMPUTER DIAGRAMS(SEE 6601-H/J)				
CHASSIS 1,2,5,6,7,AND 8 CHASSIS TABS(SEE 6601-H/J)				
CHASSIS 3 (FOR 6604-A/C,6614-A/B/C ONLY)	63033800	BG	22	ARH
CHASSIS 4 (FOR 6604-A/C,6614-A/B/C ONLY)	63033700	Z	22	ARH
CHASSIS 9 (FOR 6604-A/C,6614-A/B/C ONLY)	63033600	S	22	ARH
CHASSIS 10(FOR 6604-A/C,6614-A/B/C ONLY)	63033500	T	22	ARH
CABLE TABS(FOR 6604-A/C,6614-A/B/C ONLY)	60149600	AG	22	ARH
PARTS LIST(FOR 6604-A/C,6614-A/B/C ONLY)	60267300	A	22	ARH
SYSTEM MAINT MONITOR REFERENCE VOL 1-5(SEE 6601-H/J)				
6604-B COMPUTER SYSTEM(SERIAL 1-7) DIAGRAMS AND CIRCUIT DESC(SEE 6601-H/J)				
SYST.MAINTENANCE MONITOR(SEE 6601-H/J)				
PARTS LIST (SEE 6604-A)				
CHASSIS 1,6,7,AND 8(SEE 6601-H/J)				
CHASSIS 2(SEE 6601-A THROUGH F)				
CHASSIS 5(SEE 6601-A THROUGH F)				
CHASSIS 9 AND 10(SEE 6604-A/C)				
6612-A THROUGH E CONSOLE DISPLAY CONTROLLER REF INFO (USE 6602-A)				
DIAGRAMS AND CIRC DESC(SEE 6602-A-E)				
PARTS LIST(SEE 6602-A-E)				
CHASSIS/CABLE TABS(SEE 6602-A-E)				
6612-F/G CONSOLE DISPLAY CONTROLLER REF INFO (USE 6602-A)				
DIAGRAMS, CIRC DESC, CARD PLACMT, WIRE LIST,	60246400	K	22	ARH
6613-A/B/C COMPUTER SYSTEM(SEE 6601-H/J)				
6613-D COMPUTER SYSTEM CPU, FUNCTIONAL UNIT OF DIAGRAMS	60224800	W	22	ARH

1.Publication number of literature.  
2.The latest revision level.

3.Indicates number of holes punched in manual for use with hard cover ringed binder.  
4.Price per manual.

TITLE	1	2	3	4
CENT. MEM, CLOCK, ECS COUPLER, POWER DIAGRAMS PERIPH PROC UNIT DIAGRAMS (SEE 6400/6500-D)	60246600	U	22	ARH
PARTS LIST CE MANUAL	60253300	C	22	ARH
MAINTENANCE-CLOCK TIMING	60289000	B	22	ARH
SYST, MAINT MONITOR REF VOL 1-5 (SEE 6601-H)				
CHASSIS 1 CHASSIS TABS (SEE 64/6500-D)				
CHASSIS 4 CHASSIS/CABLE TABS CE MANUAL	60247000	R	22	ARH
CHASSIS 5 CHASSIS/CABLE TABS CE MANUAL	60247100	Z	22	ARH
CHASSIS 6 CHASSIS/CABLE TABS CE MANUAL	60247200	H	22	ARH
CHASSIS 7 CHASSIS/CABLE TABS CE MANUAL	60247300	E	22	ARH
CHASSIS 8 CHASSIS/CABLE TABS CE MANUAL	60247400	J	22	ARH
CHASSIS 9 CHASSIS/CABLE TABS CE MANUAL	60247500	N	22	ARH
CHASSIS 10 CHASSIS/CABLE TABS CE MANUAL	60247700	F	22	ARH
CHASSIS 11/15 CHASSIS/CABLE TABS CE MANUAL	60247900	G	22	ARH
CHASSIS 12/16 CHASSIS/CABLE TABS CE MANUAL	60248100	D	22	ARH
CHASSIS 13/14 CHASSIS/CABLE TABS CE MANUAL	60248300	J	22	ARH
HAND TABS-MEMORY SENSE AMP W/L (SEE 6400-D)				
6613-E (AA104-A)				
6614-A/B/C COMPUTER SYSTEM (SEE 6604-A)				
6614-D COMPUTER SYSTEM				
DIAGRAM MANUALS (SEE 6613-D)				
PARTS LIST CE MANUAL	60267400	B	22	ARH
MAINTENANCE MANUALS (SEE 6613-D)				
CHASSIS 1 CHASSIS/CABLE (SEE 64/6500-D)				
CHASSIS 4, 6, 7, AND 8 TABS (SEE 6613-D)				
CHASSIS 5 CHASSIS/CABLE TABS	60251200	Y	22	ARH
CHASSIS 9 CHASSIS/CABLE TABS	60247600	P	22	ARH
CHASSIS 10 CHASSTS/CABLE TABS	60247800	D	22	ARH
CHASSIS 11 CHASSIS/CABLE TABS	60248000	E	22	ARH
CHASSIS 12 CHASSIS/CABLE TABS	60248200	D	22	ARH
HAND TABS-MEMORY SENSE AMP W/L (SEE 6400-D)				
DATA CHANNEL EQUIP CHASSIS TABS (SEE DC211-A)				
6614-E (AA103-A)				
6622-A/B MAGNETIC TAPE CONTROLLER				
REFERENCE MANUAL	60333600	A	22	ARH
DIAGRAMS, WIRE LIST CE MANUAL	60390000	A	22	ARH
(THE FOLLOWING MANUALS MANUALS FOR THE ABOVE PRODUCT ON A SPECIAL ORDER BASIS IN MAX. QTY OF 2 COPIES ALLOW AT LEAST 3-4 WEEKS FOR DELIVERY)				
PARTS LIST CE MANUAL	60253200	A	22	ARH
6633-C (BR325-A) EXTENDED CORE STORAGE ASSEM.				
6633-D (BR325-B) EXTENDED CORE STORAGE ASSEM.				
6634-C (BR319-A) EXTENDED CORE STORAGE ASSEM.				
6634-D (BR319-B) EXTENDED CORE STORAGE ASSEM.				
6635-C (BR323-A) EXTENDED CORE STORAGE ASSEM.				
6635-D (BR323-B) EXTENDED CORE STORAGE ASSEM.				

1. Publication number of literature.

2. The latest revision level.

3. Indicates number of holes punched in manual for use with hard cover ringed binder.

4. Price per manual.

TITLE	1	2	3	4
6636-C (8B324-A) EXTENDED CORE STORAGE ASSEM. 6636-D (8B324-B) EXTENDED CORE STORAGE ASSEM. EXTENDED CORE STORAGE REFERENCE MANUAL	60225100	F,G	22	ARH
6638 DISK FILE (USE 6639)				
6639 DISK FILE SYSTEM REFERENCE MANUAL	60334100	E	22	ARH
DIAGS,CIRC DESC,MAINT,P/L,C/P,W/L,CHASSIS TABS	60227300	H	22	ARH
6640-A/B EXT.CORE STORAGE CONTROLLER DIAGRAMS CIRC. DESC., MAINT., P/L, C/P, AND W/L	60186000	AM	22	ARH
6640-D ECS CONTROLLER HOWE MAINT. MANUAL	60440500	B	22	ARH
6641-A (DC110-A) ECS MASS STORAGE CONTROLLER REFERENCE MANUAL	60334200	A	22	ARH
6642-1 (DC135-A) DISTRIBUTIVE DATA PATH OPERATION AND PROGRAMMING REFERENCE MANUAL	60376300	A	22	ARH
6671-A/B (FJ411-A/B) DATA SET CONTROLLER REFERENCE MANUAL	60334600	E	22	ARH
6671-1 (FJ427-A) DATA SET CONTROLLER REF INFO (USE 6671-A/B)				ARH
6671-3 (FJ440-A) DATA SET CONTROLLER HARDWARE REFERENCE MANUAL	60399900	B	22	ARH
6673/6674 DATA SET CONTROLLER REFERENCE MANUAL	60334500	B	22	ARH
CIRCUIT DESCRIPTION, MAINTENANCE, PARTS LIST CARD PLACEMENT, EO SUMMARY OF MANUAL WIRE LISTS OF MANUAL	60201500	N	22	ARH
	60205400	L	22	ARH
6675 DATA SET CONTROLLER OF MANUAL	38700400	D	22	ARH
6676-A TTY MULTIPLEXER REFERENCE MANUAL	38706000	C	22	ARH
OF MANUAL	38708400	K	22	ARH
6676-B/C TTY MULTIPLEXER REFERENCE MANUAL	38707800	E	22	ARH
OF MANUAL	38706100	S	22	ARH
6681-B/C/D DATA CHANNEL CONVERTER REFERENCE MANUAL	60334400	F	22	ARH
OF INFO (USE DC211-A, CATALOG SEC. 1)				
6681-F DATA CHANNEL CONVERTER				

1.Publication number of literature.  
2.The latest revision level.

3.Indicates number of holes punched in manual for use with hard cover ringed binder.  
4.Price per manual.

TITLE	1	2	3	4
CE MANUAL	60440800	A	22	ARH
6682-A SATELLITE COUPLER REFERENCE MANUAL CE MANUAL	60334300 60390100	B E	22 22	ARH ARH
6683-A SATELLITE COUPLER REF INFO (USE 6682-A) CE INFO (USE 6682-A)				ARH
6684-1 (DC211-A) DATA CHANNEL CONVERTER REF INFO (USE 6681-R/C/D)				
6700 DUAL CENTRAL PROCESSOR REF INFO (USE 6000) 6700-A/B/C (USE AT153-A OR AT154-A AND AE116-B)  6700-D (USE AT155-A OR AT156-A AND AE116-C)  6700-E (USE AE116-C)				
7021-1 (FA434-A/B, DT209-D OR FA401-A/B) MAGNETIC TAPE CONTROLLER GENERAL INFORMATION MANUAL	60365100	C	22	ARH
7021-2 (FA438-A/B, DT209-D OR FA402-A/B) MAGNETIC TAPE CONTROLLER REF INFO (USE 7021-1)				
7030-X ECS REF INFO FOR ECS SYSTEMS (USE CYBER 72/73/74 ECS DESCRIPTION/PROGRAMMING MANUAL - VOL.3 - PUBLICATION NUMBER 60347100) POWER DIST/WARNING SYSTEM INFO (USE AA115-A) 7030-1 (6640-B, AT247-A, BB395-A, DC135-A) ECS 125K (FOR CYBER 72 OR 73) 7030-1 (6640-B, AT249-A, BB395-A, DC135-A) ECS 125K (FOR CYBER 74) 7030-2 (6640-B, AT247-A, BB394-A, DC135-A) ECS 250K (FOR CYBER 72 OR 73) 7030-2 (6640-B, AT249-A, BB394-A, DC135-A) ECS 250K (FOR CYBER 74) 7030-4 (6640-B, AT247-A, BB393-A, DC135-A) ECS 500K (FOR CYBER 72 OR 73) 7030-4 (6640-B, AT249-A, BB393-A, DC135-A) ECS 500K (FOR CYBER 74) 7030-8 (6640-B, AT247-A, BB393-A, DC135-A) ECS 1000K (FOR CYBER 72 OR 73) 7030-8 (6640-B, AT249-A, BB393-A, DC135-A) ECS 1000K (FOR CYBER 74) 7030-16 (6640-B, AT247-A, BB393-A, DC135-A) ECS 2000K (FOR CYBER 72 OR 73)				

1. Publication number of literature.  
2. The latest revision level.

3. Indicates number of holes punched in manual for use with hard cover ringed binder.  
4. Price per manual.

TITLE	1	2	3	4
7030-16 (664J-B, AT249-A, 89393-A, DC135-A) EGS 2000K (FOR CYBER 74)				
7030-1XX (CYBER 170) EXTENDED CORE STORAGE SUBSYSTEM HARDWARE REFERENCE MANUAL	60430000	B	22	ARH
7054-1 (DT209-C, FA710-A/B/C/D/E/F, FA719-A/B/C/D, MA710-A/B) GENERAL INFORMATION MANUAL OPERATION AND PROGRAMMING MANUAL	60364400 60363900	D J	22 22	ARH ARH
7054-2 (DT209-C, DT220-A/B/D, FA710-A/B/C/D, FA719-A/B/C/D, MA710-A, MA720-B) DISK STORAGE CONTROLLER GENERAL INFO (USE 7054-1) OPERATION AND PROGRAMMING (USE 7054-1)				
7054-21 (FA722-A/B, MA710-A) DISK STORAGE CONTROLLER REF INFO (USE 7054-1)				
7054-22 (FA722-A/B, DT220-C, MA710-A) DISK STORAGE CONTROLLER REF INFO (USE 7054-1)				
7054-41 (DT716-A, FA722-A/B, MA710-A) DISK STORAGE CONTROLLER REF INFO (USE 7054-1)				
7054-42 (DT220-C, FA722-A/B, MA710-A) DISK STORAGE CONTROLLER REF INFO (USE 7054-1)				
7077-1 (DT175-A, FJ430-A, GH408-A) COMMUNICATIONS STATION REFERENCE MANUAL	60364600	A	22	ARH
7600 COMPUTER SYSTEM  REF INFO (USE CYBER 76 REFERENCE MANUAL)				
7601-1 (AA102-A, AB101-A, GH214-A, CC514-A/B, GE226-A, GE232-A) CENTRAL COMPUTER REF INFO (USE 7600 COMPUTER SYSTEM REF MAN.)				
7611-1/2 (AB101-A, AB102-A/B, GH216-A, GH218-A, GH105-A/B, GE232-A) I/O STATION				
7611-11 ( ) PERIPHERAL COMMUNICATIONS STATION REFERENCE MANUAL	60399400	C	22	ARH

1. Publication number of literature.  
2. The latest revision level.

3. Indicates number of holes punched in manual for use with hard cover ringed binder.  
4. Price per manual.

TITLE	1	2	3	4
7618-1 (FA428-A) MAGNETIC TAPE CONTROLLER REFERENCE MANUAL	60341600	H	22	ARH
7622-1 (FA434-A/B, DT210-B OR FA403-A/B) MAGNETIC TAPE CONTROLLER REF INFO (USE 7021-1)				
7622-2 (FA438-A/B, DT210-B OR FA404-A/B) MAGNETIC TAPE CONTROLLER REF INFO (USE 7021-1)				
7628-1 (FA429-A) MAGNETIC TAPE CONTROLLER REF INFO (USE 7618-1)				
7629-1/2 (FA428-A, FA429-A) MAGNETIC TAPE CONTROLLER SUBSYSTEM REF INFO (USE 7618-1)				
7639-1 (BH405-C, FA802-A, GH217-A) DISK STORAGE SUBSYSTEM REFERENCE MANUAL SEE INFO FOR CONTROLLER (USE FA802-A, CATALOG SECTION 1)	60265500	D	22	ARH
7639-1 (FA202-A) MASS STORAGE CONTROLLER HOWE REFERENCE MANUAL	60437300	A	22	ARH
7639-2 (FA103-A, FA202-A) MASS STORAGE CONTROLLER REF INFO (USE 7639-1)				
7654-1 (DT210-A, FA710-A/B/C/D/E/F, FA720-A/B/C/D, MA710-A, MA720-A) DISK STORAGE CONTROLLER GENERAL INFO (USE 7054-1) OPERATION AND PROGRAMMING (USE 7054-1)				
7681 (DK518-A) DATA CHANNEL CONVERTER REFERENCE MANUAL	60356000	C	22	ARH
7683-1 (DT122-A) REMOTE CHANNEL COUPLER				
7700 ( ) DUAL PROCESSOR COMPUTER SYSTEM HARDWARE REFERENCE MANUAL	60396300	A	22	ARH
8010 DATA COLLECTION SYSTEM OF DIAGRAMS MAN USERS MANUAL	36816700 36822500	A		RVL RVL
8011 DATA COLLECTOR/REFERENCE MANUAL ILLUSTRATED PARTS LIST WIRE LIST MOD A	40806600 40809600 40816100		22	

1. Publication number of literature.  
2. The latest revision level.

3. Indicates number of holes punched in manual for use with hard cover ringed binder.  
4. Price per manual.



TITLE	1	2	3	4
ILLUSTRATED PARTS LIST	40820100			
8011-B DATA COLLECTOR DIAGRAMS AND WIRE LIST	65725100	A	22	RVL
8012 REMOTE MULTIPLEXER/8017 LINE MODULE REFERENCE/CUSTOMER ENGINEERING MANUAL	36816400	A		RVL
8013 MASTER MULTIPLEXER REFERENCE MANUAL	36816300		22	RVL
8019-1 (FF106-A) DOCUMENT READER CONTROLLER REFERENCE MANUAL	60368700	01	22	ARH
8022-A/B PAGE READER CONTROLLER REFERENCE MANUAL CE MANUAL	60167100 60167200	F J	22 22	ROK ROK
8030 RECORD TRANSMISSION TERMINAL USERS MANUAL	36822900			ARH
8041-A/8042-A/8081-A/8082-A CARD PLACEMENT AND EQUATION SUMMARY	60127800	P	22	ARH
8046-A DISK PACK CONTROLLER CE MANUAL	60163900	A	22	ARH
8047-A/B DISK DRIVE CONTROLLER CE MANUAL REFERENCE MANUAL	60159400 60159300	A C	22 22	ARH ARH
8050 INFORMATION CONTROL SYSTEM 160-A/8050 COMPUTER MAINTENANCE -CRUCIBLE) DIAGRAMS (CRUCIBLE) DIAGRAMS (DUPONT)	36811000 36811700 36812600		34	ARH ARH ARH
8061 DATA SET CONTROLLER REFERENCE MANUAL (REVISED)	36810100	02	22	ARH
8063 DATA SET CONTROLLER REFERENCE/CE MANUAL USERS MANUAL	36810200 36817500	D		ARH ARH
8066-B COMMUNICATIONS TERMINAL CONTROLLER REFERENCE MANUAL CE MANUAL VOL. 1 CE MANUAL VOL. 2	13791700 13791800 13791900		22 22	ARH ARH ARH
8067 DATA SET CONTROLLER REFERENCE MANUAL USERS MANUAL	36814000 36819900	A		ARH ARH
8070-A/B MAG TAPE SYNCHRONIZER REF/CE MANUAL	60145300	H		ARH ARH
8071-A/8072-A MAG TAPE SYNCH CE DIAGRAMS CARD PLACEMENT AND EQUATION SUMMARY NORMAL CHANNEL LONG LINE DRIVERS CE MANUAL	60091300 60089800 60123300	M K A	34 22 22	ARH ARH ARH

1. Publication number of literature.  
2. The latest revision level.

3. Indicates number of holes punched in manual for use with hard cover ringed binder.  
4. Price per manual.

TITLE	1	2	3	4
8073-A/B PAPER TAPE PUNCH REF INFO (USE 8090 REF MANUAL)				
8075 TALLY PAPER TAPE READER REFERENCE/INSTR	60116900			ARH
8076 COMMUNICATION TERMINAL CONTROLLER CE DIAGRAMS	36823800	1	34	ARH
CE MAINTENANCE MANUAL	36816600		22	ARH
8083-A ARITHMETIC UNIT CE DIAGRAMS	60091100		34	ARH
CARD PLACEMENTS AND EQUATION SUMMARY	60149800		22	ARH
LONG LINE DRIVERS CE MANUAL	60124400	A	22	ARH
8084A/8085A AUXILIARY MEMORY CE DIAGRAMS	60091200	F	34	ARH
CARD PLACEMENTS AND EQUATION SUMMARY	60140700	C	22	ARH
8090 COMPUTER SYSTEM REFERENCE MANUALS				
INPUT/OUTPUT SPECIFICATIONS REFERENCE MANUAL	60102000	B	22	ARH
	60091500	E	22	ARH
CUSTOMER ENGINEERING MANUALS				
CROSS TABS AND CABLE TABS MANUAL CE DIAGRAMS	24140300	V	22	ARH
CE INSTRUCTION MANUAL, PART 1	60091000	AC	34	ARH
CE INSTRUCTION, PART 2 MAINTENANCE MANUAL	60091600	E	22	ARH
8090 MCSMM REFERENCE MANUAL VOL 1-2 (SEE 160A SECTION)	60101900	D	22	ARH
8090 MCSMM PROGRAM LISTINGS, VOL 1-2 (SEE 160-A SECTION)				
8090 NORMAL CHANNEL LONG LINE DRIVERS CE MAN. BUFFER CHANNEL LONG LINE DRIVERS CE MANUAL	60123200	A	22	ARH
COMPUTER 1/COMPUTER 2 I/O LONG LINE DRIVER CE MANUAL	60123100	A	22	ARH
	60123500	A	22	ARH
8090/8084 EXTERNAL BUFFER CHANNEL LONG LINE DRIVERS CE MANUAL	60123400	A	22	ARH
8092 TELEPROGRAMMER CE MANUAL VOL II OF II, CABLE AND WIRE TABS, WIRE LIST	41606100	B	22	ARH
EQUIPMENT DIAGRAMS	36810900	J	34	ARH
INPUT/OUTPUT SPECIFICATIONS	36810500	A	22	ARH
PROGRAMMING REFERENCE MANUAL	36810700	A		ARH
MAINTENANCE, INSTALL, TIMING CHARTS, C/P, EQ FILES, PARTS LIST	36810800	F	22	ARH
REFERENCE MANUAL	36810600	E	22	ARH
SYSTEM MAINT. MONITOR CE MANUAL VOLS 1-3	60288100	F	22	ARH
SMM92 INSTANT ERROR CODES	60299700	A		ARH

1. Publication number of literature.

2. The latest revision level.

3. Indicates number of holes punched in manual for use with hard cover ringed binder.

4. Price per manual.

TITLE	1	2	3	4
REFERENCE MANUAL (CARD READER CONTROLLER (C813-R813)	36827800	A	22	ARH
CE MANUAL (CARD READER CONTROLLER-C813)	36827900	D	22	ARH
8092-B/TELEPROGRAMMER - A BASIC LIBRARY SYSTEM	36823500			ARH
8093 TAPE SYNCHRONIZER REFERENCE MANUAL	36811600			ARH
8094 PERIPHERAL EQUIPMENT ADAPTER REFERENCE MANUAL	36811300	A	22	ARH
8095 CONTROL PANEL CE MANUAL	36811500	B	22	ARH
8097 DIGITAL COMMUNICATIONS TERMINAL REFERENCE MANUAL	36813300			ARH
8097/8297 DATA SET CONTROLLER USERS MANUAL	36819100			ARH
8130 CARD READER/LINE PRINTER TERMINAL PROGRAM LISTINGS COMMAND TEST	60233500	01	22	ARH
8130 REMOTE TERMINAL REFERENCE MANUAL	36828000	B		ARH
USERS MANUAL	36829900	B		ARH
TEST ROUTINE MANUAL	13796900	A		ARH
8136 COMMUNICATIONS TERM CONTROLLER CE MANUAL	13795100	B	22	ARH
REFERENCE MANUAL	13795300	A	22	ARH
8137 COMMUNICATIONS EXPANSTON UNIT REF/CE MAN.	41607400	A	22	ARH
8156 LINE PRINTER PRINTER EQUIPMENT CE MANUAL (USE CL308-A/B)				
PRINTER PARTS DATA CE MANUAL	44896400	A	22	RHT
CONTROLLER EQUIP. REF/CE MAN SERIES A06 HDWE	47966500	E	22	RHT
CONTROLLER EQUIP. REF/CE MAN SERIES A10 HDWE	47966600	A	22	RHT
8170-A/B MAG TAPE CONTROLLED REF/CE MANUAL	60208600	D	22	ARH
8193 MAG TAPE CONTROLLER REFERENCE/CE MANUAL	36823700	D	22	ARH
8194 MAG TAPE SYNCHRONIZER REFERENCE MANUAL	13796000	C	22	ARH
8197 DATA SET CONTROLLER CE MANUAL	36828200	G	22	ARH
REFERENCE MANUAL	36828300			ARH

1. Publication number of literature.  
2. The latest revision level.

3. Indicates number of holes punched in manual for use with hard cover ringed binder.  
4. Price per manual.

TITLE	1	2	3	4
8271-A/B/D TRANSFER SWITCHES AND FT103/FT104 TRANSFER SWITCH CONTROLLERS REF./CE MANUAL	36822700	G	22	ARH
8271-E CHANNEL TRANSFER SWITCH/INDICATOR REF/CE INFO (USE 3270-A/B)				
8404 CONSOLE				
(THE FOLLOWING MANUALS FOR THE ABOVE PRODUCT ARE AVAILABLE ON A SPECIAL ORDER BASIS IN MAX. QTY OF 2 COPIES.ALLOW AT LEAST 3-4 WEEKS FOR PROCESSING AND DELIVERY.) PRICE AVAILABLE UPON REQUEST REFERENCE MANUAL	36816900			ARH
8490 COMPUTER SYSTEM REFERENCE MANUAL	14091600	B	22	
DIAGRAMS AND THEORY OF OPERATION	14091700	C	22	GSD
SITE PREPARATION AND INSTALLATION MANUAL	14091800	A	22	
ADSAS AND FORTRAN OPERATION REFERENCE MANUAL	14091900	A	22	
MAINTENANCE AND COMMAND TIMING MANUAL	14092000	B	22	
INSTRUCTION CARDS	14093500			
SYSTEM MAINTENANCE MONITOR (SMM) REFERENCE/ PROGRAM LISTINGS MANUAL	14094700	A	22	
8508B/8515B INPUT UNIT, 8509B/8519B OUTPUT UNIT REFERENCE/CE MANUAL	36826700	A	22	ARH
8518-C,8519-D CE MANUAL, INSTALL AND CHECKOUT, THEO OF OPER, DIAG, MAINT AIDS, PARTS DATA W/	36826600	B	22	ARH
8527 DCU/8065 DCT/8096 INPUT/OUTPUT UNIT REFERENCE MANUAL (8527-A)	36812700	A	22	ARH
REFERENCE MANUAL (8527-B)	36823400	B	22	ARH
8528 DIGITAL COMMUNICATIONS TERMINAL CE MANUAL	36825600	A	22	ARH
DIAGRAMS MANUAL	36814200	4	34	ARH
MAINTENANCE AIDS MANUAL	36817300	7	22	ARH
REFERENCE MANUAL	36814100	A	22	ARH
8528-G DIGITAL COMMUNICATIONS TERMINAL CE DIAGRAMS	36814500	7	34	ARH
MAINTENANCE MANUAL (USE 8528)	36814400	A	22	ARH
REFERENCE MANUAL				
8529-B/C DATA SET CONTROLLER, W/L, EQ. SUMMARY REFERENCE MANUAL	41603500	B	22	ARH
	36813100			ARH
8529 DIGITAL COMMUNICATIONS TERMINAL DIAGRAM VOLUME	36813700		34	ARH
CUSTOMER ENGINEERING MANUAL	36812500		22	ARH
8529-B/C DATA SET CONTROLLER REFERENCE MAN	13791100	A	22	ARH

1.Publication number of literature.

2.The latest revision level.

3.Indicates number of holes punched in manual for use with hard cover ringed binder.

4.Price per manual.

TITLE	1	2	3	4
CE MANUAL VOL. I OF II	13791200	C	22	ARH
CE MANUAL				
8536-C/D,8537-C/D INPUT/OUTPUT UNITS CE MANUAL	13797000	E	22	ARH
8601 POWER SUPPLY REFERENCE MANUAL	36814800			ARH
8606 POWER SUPPLY REFERENCE MANUAL	36815000			ARH
8615 DUAL POWER SUPPLY REFERENCE MANUAL	36814700			ARH
8909-C TEST BOARD UNIT REFERENCE MANUAL	36816000	A	22	ARH
8909-G TEST BOARD DRAWER REF/CE MANUAL	36828900	A	22	ARH
8909-H TEST BOARD UNIT REFERENCE MANUAL	13797300	B	22	ARH
CE MAN VOL I OF II THEO OF OPER,DIAG,MAINT, MAINT AIDS,PARTS DATA	13799700	C	22	ARH
CE MANUAL VOL. II OF II WIRE LISTS	41600100	D	22	ARH
8987 R/O NIP STATION OPERATORS GUIDE	62079500	02	22	RVL
9008-1 DUAL ACCESS DISK DRIVE CONTROLLER REFERENCE/CE MANUAL	60290900	B	22	ARH
9081 PLUG COMPATIBLE CONTROLLER--LISTED AS FA7A4, FV1A1				
9082 (2314?)				
9100 MAGNETIC TAPE TRANSPORT MAINT. MANUAL ILLUSTRATED PARTS LIST	40814900		22	VFD
	40803900		22	VFD
9103 MAGNETIC TAPE TRANSPORT DIAGRAMS AND WIRE LIST, MOD A	40811700			VFD
REFERENCE MANUAL, MOD A	40802100	C	22	VFD
CE MANUAL - PARTS LIST MOD A	40805300	A	22	VFD
9110 MAG TAPE TRANSPORT DIAGRAM/WIRE LIST MOD B AND C	40824600	2	22	VFD
REFERENCE MANUAL, MOD B AND C	40806700		22	VFD
9112 MAGNETIC TAPE TRANSPORT MAINT. MANUAL	40822300	B	22	VFD
9113 MAGNETIC TAPE TRANSPORT DIAGRAMS AND WIRE LIST	40818800	2	22	VFD
9114 MAGNETIC TAPE TRANSPORT MAINTENANCE CE MANUAL PARTS LIST	40817000		3	VFD
	40826600		22	VFD
9115 MAGNETIC TAPE TRANSPORT DIAGS,W/L MOD A	40822100	A	22	VFD

1.Publication number of literature.  
2.The latest revision level.

3.Indicates number of holes punched in manual for use with hard cover ringed binder.  
4.Price per manual.

TITLE	1	2	3	4
MAINTENANCE MANUAL PARTS LIST	40819700 40829900		22	VFD VFD
9119 MAGNETIC TAPE TRANSPORT MAINTENANCE DIAGRAMS AND WIRE LIST PARTS LIST, MOD A	40823800 40823600 40823700	2 8 8	22 22	VFD VFD VFD
9120 MAGNETIC TAPE TRANSPORT MAINTENANCE DIAGRAMS AND WIRE LIST PARTS LIST	40820400 40815700 40868200		22 22 22	VFD VFD VFD
9125 MAGNETIC TAPE TRANSPORT DIAGRAMS AND WIRE LIST MOD A	40818900 40821800		22 22	VFD VFD
9125/9135 MAGNETIC TAPE TRANSPORT PARTS LIST	40860100	A	22	VFD
9130 MAGNETIC TAPE TRANSPORT DIAGRAMS AND WIRE LIST MOD A05 AND UP, B01 AND UP REFERENCE MANUAL, MOD A AND B	40825400 40806800	2	22 3	VFD VFD
9131 MAGNETIC TAPE TRANSPORT DIAGRAMS MOD A/B REFERNCE MANUAL, MOD A AND B ILLUSTRATED PARTS LIST, MOD A AND B WIRE LIST MOD A AND B	40808500 40805200 40807100 40808400		3 3 3 3	VFD VFD VFD VFD
9135 MAGNETIC TAPE TRANSPORT MAINTENANCE DIAGRAMS AND WIRE LIST	40819800 40821700	B 4	22 22	VFD VFD
9155 MAGNETIC TAPE TRANSPORT CE MAINT MANUAL	40862300	A	22	VFD
9160A/B MAGNETIC TAPE TRANSPORT MAINTENANCE	40813300	2	22	VFD
9165 MAGNETIC TAPE TRANSPORT MAINTENANCE MANUAL MOD A	40865000	02	22	VFD
9165/9175 TAPE TRANSPORT PARTS LIST	40863600	A	22	VFD
9170 MAGNETIC TAPE TRANSPORT MAINTENANCE	40818700	A	22	VFD
9175 MAG TAPE TRANSPORT MOD A AND B MAINT MAN.	40865100	2	22	VFD
9180 MAGNETIC TAPE TRANSPORT PARTS LIST MOD A CE MAINTENANCE MANUAL MODS A AND B DIAGRAMS, CIRC. DESC., WIRE LIST	40868100 40864600 41240800	B B A	22 22	VFD VFD VFD
9190-B MAG TAPE TRANSPORT DIAGRAM/WIRE LIST	40826200	A	22	VFD
9200 (CE1A5) CARD READER				
9202 CARD READER GENERAL DESC., OPERATION, INSTALLATION, CHECKOUT, MAINTENANCE OF MANUAL THEOPY OF OPERATION, DIAGRAMS,WIRE LIST	49596700 49596800	B B	22 22	VFD VFD

1.Publication number of literature.

2.The latest revision level.

3.Indicates number of holes punched in manual for use with hard cover ringed binder.

4.Price per manual.

TITLE	1	2	3	4
CE MANUAL PARTS LIST CE MANUAL	49596900	B	22	VFD
9236/9244/9286 AIRLINES TERMINAL DISPLAY/ KEYBOARD				
HARDWARE PROGRAMMING MANUAL	62068100		22	RVL
RECEIVE ONLY- NON IMPACT OPERATORS GUIDE	62073800		22	RVL
OPERATORS GUIDE	62067900		22	RVL
ON SITE MAINT MANUAL	62068300		22	RVL
9251 CARD PUNCH SERVICE MANUAL	40808100	7		VFD
9280-A/B (CF507-A/B) CARD READER/PUNCH SUBSYSTEM				
9300 TICKET PRINTER GEN DESC, MAINT, PARTS DATA, WIRE LISTS HARDWARE REF/CE MANUAL	50577600	A	22	RHT
9301 LINE PRINTER CONTROLLER PARTS DATA, DIAGS, W/L, GEN DESC, INSTAL/ CHECKOUT.REF/CE MANUAL	50577900	A	22	RHT
9301 LINE PRINTER EQUIPMENT DIAGRAMS MANUAL	50577800	A		RHT
9320 LINE PRINTER PPINCIPLES OF OPERATION REFERENCE MANUAL	50584400	A	22	RHT
PARTS IDENTIFICATION MANUAL	50584600	A	22	RHT
MAINTENANCE, DIAGRAMS, WIRE LIST CE MANUAL	50584500	A	22	RHT
9322 LINE PRINTER MAINTENANCE, DIAGRAMS AND WIRE LIST FIELD SERVICE MANUAL	50583700	C	22	RHT
PARTS LIST PARTS IDENTIFCATION MANUAL	50583800	C	22	RHT
PRINCIPLES OF OPERATIONS REFERENCE MANUAL	50583600	D	22	RHT
LOGIC SCHEMATICS, CIRCUIT BOARDS, TIMING/ WIRING DIAGRAMS FIELD SERVICE MAN. VOL II	91859200	B	34	RHT RHT
50982602/03 EQUIPMNT TYPE CL4B4C/CL4B4D INTRODUCTION, OPERATING INSTRUCTIONS PRINCIPLES OF OPERATION CE MANUAL				
INTRODUCTION, ASSEMBLY PARTS LISTS, PARTS IDENTIFCATION CE MANUAL	59579300	A	22	RHT
50982602/03 EQUIPMNT TYPE CL484/C/D INSTALL- ATION AND CHECKOUT, MAINT, W/L, DIAGRAMS FSM	59579200	01	22	RHT
59690800/01 EQUIPMNT TYPE CL408-A/B INSTALL. AND CHECKOUT, MAINTENANCE, GLOSSARY FIELD SERVICE MANUAL	91858400	A	22	RHT RHT RHT
INTRODUCTION, OPERATING INSTRUCTIONS, PRINCIPLES OF OPERATION MANUAL	59709100	A	22	RHT RHT
INTRODUCTION, PARTS LIST, USED-ON INDEX CE	91859100	A	22	RHT
INTERCONNECTION DIAGS, PRINT HEAD LOGIC DIAG CONTROLLER LOGIC DIAGS, TIMING DIAGS, FSM II	91858500	A01	34	RHT

1. Publication number of literature.  
2. The latest revision level.

3. Indicates number of holes punched in manual for use with hard cover ringed binder.  
4. Price per manual.

TITLE	1	2	3	4
9340 LINE PRINTER EQUIPMENT PARTS DATA CE MAN. SPECIAL OPTION 68091 INTRO. OPER. PROG. INST. CHKOUT., PRINCIPLES OF OPER, MAINT. DIAGS, W/L, EQ SUM. PARTS DATA CE MANUAL PRINJER EQUIPMENT CE MAN. (USE CL308-A/B)	44895900 44977000	A C	22 22	RHT RHT
9341 LINE PRINTER W/SPECIAL OPTION 68090 PART 1 CONTROLLER., PART 2 LINE PRINTER EQUIP., PART 3 LINE PRINTER PARTS DATA CE MANUAL	44975600	B	22	RHT
9342 LINE PRINTER EQUIPMENT (CL8P2-A THRU CL8P2-S) INSTALLATION, CHECKOUT, DIAGS, W/L, PARTS DATA, MAINTENANCE CE MANUAL	50579600	A01	22	RHT
9346E LINE PRINTER PRINT HEAD HDWR REF/CE MAN	44982700	B	22	RHT
9346-F LINE PRINTER HEAD MECHANISM (CL8R5-A/D) OPERATIONS, DIAGRAMS, WIRE LIST, MAINTENANCE, PARTS DATA CE MANUAL	50582500	B01	22	RHT
OPERATIONS, DIAGRAMS, WIRE LIST, MAINTENANCE PARTS DATA CE MANUAL	50579100	C	22	RHT
9350 SERIES LINE PRINTER EQ CE MANUAL PARTS DATA	44977600 44981600	A A	22 22	RHT RHT
9350 LINE PRINTER EQUIP. MODIFIED FOR MSBT GEN DESC, DIAGS, W/L, MAINT. CE MANUAL	44983100 44983200	01 01		RHT RHT
9352 LINE PRINTER CONTROLLER EQUIPMENT W/SPEC. OPTIONS CE MANUAL	44977700	A	22	RHT
INSTALLATION/CHECKOUT DIAGRAMS, WIRE LIST, PARTS DATA CE MANUAL	50581300	C	22	RHT
INSTALLATION/CHECKOUT, MAINT., PARTS DATA W/L, CE MANUAL	50581000	B02	22	RHT
INSTALLATION AND CHECKOUT, DIAGRAMS AND WIRE LISTS, PARTS DATA CE MANUAL	50581400	D	22	RHT
DIAGRAMS, WIRE LIST, PARTS DATA CE MANUAL	50584800	C	22	RHT
EQUIPMENT MANUAL	59579400		22	RHT
LOGIC SCHEMATICS, CIRCUIT BOARDS, WIRING	59707800	A	34	RHT
PRINT HEAD MECHANISM - 96 CHARACTER	59579500	A	22	RHT
DIAGRAMS, TIMING DIAGRAMS, FIELD SERVICE MANUAL VOLUME II				RHT RHT
FOR TOP LEVEL ASSEMBLY 50709515/16 EQUIPMENT TYPE CL4A9-E/CL4A9-F INSTALLATION AND CKOUT OPER., PRIN. OF OPER., POWER SUPPLY, DIAGS, MAINT, W/L, PARTS DATA HARDWARE REF/CE MAN	59708000	A	22	RHT
9355 LINE PRINTER PRINT MECHANISM HARDWARE REF/CE MANUAL	50580500			RHT

1. Publication number of literature.

2. The latest revision level.

3. Indicates number of holes punched in manual for use with hard cover ringed binder.

4. Price per manual.



TITLE	1	2	3	4
OPERATIONS, MAINT, DIAGRAMS, PARTS DATA CE OPERATIONS, MAINTENANCE, DIAGRAMS, PARTS DATA CE MANUAL	50581900 50584700	D01 A	22 22	RHT RHT
9360 LINE PRINTER EQUIPMENT PARTS DATA	50578500	A	22	RHT
9361 LINE PRINTER EQUIPMENT PARTS IDENTIFICA- TION MANUAL	59577900	A	22	RHT
GEN DESC., MAINT/MAINT AIDS REFERENCE MANUAL	59578000	A	22	RHT
DIAGRAMS AND WIRE LIST FIELD SERVICE MANUAL	59578100	A	22	RHT
9362 PARTS IDENTIFICATION MANUAL	59578900	AD4	22	RHT
FIELD SERVICE MANUAL	59578800	A	22	RHT
CIT- JT14A TEST BOX OPERATION MANUAL	76630900		22	RHT
9410-A, 9420-3 DUAL DISK STOR DRU. MODS A01-A05 B04-B05 PARTS LIST	40866500	G	22	NRM
GEN DESC, OPER, INSTAL AND CHECKOUT, MAINT MAN	40864400	D	22	NRM
THEORY OF OPER, DIAGS, MAINT. AIDS, AND W/L	40866400	E	22	NRM
9421 DUAL DISK DRIVE--LISTED AS BK3A1				
9431 DISK STORAGE DRIVE DIAG. AND W/L MAN A12B12 MAINTENANCE MANUAL MODS A12, B12 AND ABOVE	41247500 41245900	E C	22 22	NRM NRM
PARTS LIST MODS A12, B12 AND ABOVE	41244300	E	22	NRM
9432 DISK STORAGE DRIVE				
DIAGS AND WIRE LIST MANUAL MODS C, D, G, J, K	40827300	J	22	NRM
DIAGS, CIRC DESC, C/P AND WIRE LIST	41247600	E	22	NRM
MAINTENANCE MANUAL MODS A, B, C, D, G, H	40816900	E	22	NRM
MAINTENANCE MANUAL MODS C12-K12 AND ABOVE	41246000	C	22	NRM
PARTS LIST MODS C12 AND ABOVE, D12 AND ABOVE F12 AND ABOVE, G12 AND ABOVE, J12 AND ABOVE K12 AND ABOVE	41244400	D	22	NRM
PARTS MANUAL MODS C, D, F, G, J, K	40826500	C	22	NRM
9433-A/B/J/K DIAGRAMS AND WIRE LIST MANUAL	40863100	H	22	NRM
DIAGRAMS AND WIRE LIST MANUALS MOD A12, B12 J12, K12	41247700	E	22	NRM
PARTS LIST MANUAL MOD A, B, J, K	40826800	D	22	NRM
CE MAINTENANCE MANUAL MODS A THRU G	40826900	F	22	NRM
MAINTENANCE MODS BH1A7-A AND B	41241600	B	22	NRM
9460 DISK STORAGE DRIVE PARTS LIST	40828700	B	22	NRM
9461 DISK STORAGE DRIVE				
DIAGRAMS AND WIRE LIST MOD A05/B05 ABOVE	40828900	N	22	NRM
PARTS LIST MODS A05-A11/B05-B11	40829000	C	22	NRM
MAINTENANCE MANUAL MODS A-B	40829100	F	22	NRM
MAINTENANCE MANUAL MODS A12, B12 AND ABOVE	41246800	C	22	NRM
PARTS LIST MODS A12, B12 AND ABOVE	41245200	F	22	NRM

1. Publication number of literature.  
2. The latest revision level.

3. Indicates number of holes punched in manual for use with hard cover ringed binder.  
4. Price per manual.

TITLE	1	2	3	4
DIAGS AND W/L MODS A12,B12 ABOVE, B35 ABOVE	41248400	L	22	NRM
CE MAINTENANCE MANUAL MODS A,B,J,K	41246100	C	22	NRM
MAINTENANCE MAN MODS F12,G12,L12,M12,S12, T12 AND ABOVE	41246200	B	22	NRM
PARTS LIST MODS A12 ABOVE, B12 ABOVE, J12 ABOVE, K12 ABOVE	41244500	D	22	NRM
9433 DISK STORAGE DRIVE--ALSO LISTED AS BJ1A9				
DIAG AND W/L MODS F/G/S/T 12 AND ABOVE	41247800	E	22	NRM
DIAG AND W/L MODS L/M 12 AND ABOVE	70604200	D	22	NRM
PARTS LIST MODS F/G/S/T 11 AND BELOW	40865500	D	22	NRM
PARTS LIST MODS F/G/L/M/S/T 12 AND ABOVE	41244600	D	22	NRM
9434-A/R DISK STORAGE DRIVE PARTS LIST MOD A,B	40827000	B	22	NRM
PARTS LIST MODS A12-B12 AND ABOVE	41244700	D	22	NRM
9441 DISK STORAGE DRIVE				
DIAGS,CIRC DESC,C/P AND W/L MODS B0 AND ABOVE	40828200	G	22	NRM
DIAGRAMS AND WIRE LIST CE MANUAL	70607700	B	22	NRM
9451 DISK STORAGE DRIVE--ALSO LISTED AS BJ1A7				
PART DATA MANUAL	70612200	A	22	NRM
9462-A/R DISK STORAGE DRIVE				
MAINTENANCE MANUAL MODS A12,B12 AND ABOVE	41246900	C	22	NRM
9463 DISK STORAGE DRIVE				
DIAGS,CIRC DESC, C/P AND W/L MODS A10 AND ABOVE, B10 ABOVE	40867100	C	22	NRM
9464 DISK STORAGE DRIVE				
DIAGRAMS, CIRC DESC, C/P,W/L MODS K09/ABOVE	40867600	B	22	NRM
MAINTENANCE MANUAL MODS K09-K11	40868400	D	22	NRM
MAINTENANCE MANUAL MOD A12 AND ABOVE	41247100	C	22	NRM
PARTS LIST MOD K	40868500	C	22	NRM
PARTS LIST MODS K12 AND ABOVE	41245500	D	22	NRM
9465 DISK STORAGE DRIVE--ALSO LISTED AS BJ3A3				
PARTS LIST MOD P-12 AND ABOVE	40860200	D	22	NRM
MAINTENANCE MANUAL MOD P	41240300	B	22	NRM
MAINTENANCE MANUAL MOD P12 AND ABOVE	41247200	C	22	NRM
DIAGRAMS AND WIRE LIST MODS D09 AND ABOVE	41240400	C	22	NRM
PARTS LIST MODS P09-P11	41240500	C	22	NRM
DIAGS,CARD PLACEMENT,W/L MODS P12 AND ABOVE	41248800	E	22	NRM
9468 DISK STORAGE DRIVE--LISTED AS BJ3A1				
9469 DISK STORAGE DRIVE--LISTED AS BJ2A2				
9480-1 MULTIPLE DISK DRIVE--LISTED AS BM1A3, BM1A7, BM1B3				

1.Publication number of literature.  
2.The latest revision level.

3.Indicates number of holes punched in manual for use with hard cover ringed binder.  
4.Price per manual.

TITLE	1	2	3	4
9480-2 MULTIPLE DISK DRIVE--LISTED AS BM1A1, BM1A5, BM1B1				
9481-1 MULTIPLE DISK DRIVE--LISTED AS BM1A4, BM1A6, BM1B4				
9481-2 MULTIPLE DISK DRIVE--LISTED AS BM1A2, BM1B2				
9482 MULTIPLE DISK DRIVE--LISTED AS BM2A1, BM2A2, BM3A2				
9482-1 MULTIPLE DISK DRIVE--LISTED AS BM2A7				
9482-2 MULTIPLE DISK DRIVE--LISTED AS BM2A8, BM2B1, BM2B2				
9486 DISK STORAGE UNIT--LISTED AS BP2A3, BP3A8				
9492/9493 DISK FILE SYSTEM MAINTENANCE MANUAL PARTS LIST MODS A	40829300 40867800	E A	22 22	NRM NRM
9496/9497 DISK FILE GENERAL DESCRIPTION, OPER, INSTALL, CHECKOUT, MAINT, CE MANUAL	40865800	C	22	NRM
9519 (BE4C4) MAGNETIC TAPE TRANSPORT				
9520 (BE4B5) MAGNETIC TAPE TRANSPORT				
9525 (BE4B2) MAGNETIC TAPE TRANSPORT				
9525-13 (BF4B9) MAGNETIC TAPE TRANSPORT				
9525-14 (BE1A3) MAGNETIC TAPE TRANSPORT				
9540 (BE4B3) MAGNETIC TAPE TRANSPORT				
9545 (BE4B1) MAGNETIC TAPE TRANSPORT				
9545-13 (BF4C1) MAGNETIC TAPE TRANSPORT				
9545-14 (BE1A2) MAGNETIC TAPE TRANSPORT				
9560 (BE4A1) MAGNETIC TAPE TRANSPORT				
9565 (BE4A2) MAGNETIC TAPE TRANSPORT				
9565-13 (BE4C2) MAGNETIC TAPE TRANSPORT				
9565-14 (BE2A3) MAGNETIC TAPE TRANSPORT				
9566 (BE4B7) MAGNETIC TAPE TRANSPORT				
9568 (BE2A1) MAGNETIC TAPE TRANSPORT				
9580 (BE4B4) MAGNETIC TAPE TRANSPORT				
9585 (BE4A9) MAGNETIC TAPE TRANSPORT				
9585-11 (BE4B8) MAGNETIC TAPE TRANSPORT				
9585-13 (BE4C3) MAGNETIC TAPE TRANSPORT				
9585-14 (BE2A2) MAGNETIC TAPE TRANSPORT				
9720 DISK FILE--LISTED AS BH1A9 AND BH2A1				
9736 DISK STORAGE UNIT--LISTED AS BR1A1/7/9				
9737 DISK STORAGE UNIT--LISTED AS BR1A8				
9738 DISK STORAGE UNIT--LISTED AS BR1A3				

1. Publication number of literature.  
2. The latest revision level.

3. Indicates number of holes punched in manual for use with hard cover ringed binder.  
4. Price per manual.

TITLE	1	2	3	4
9739 DISK STORAGE UNIT--LISTED AS BR1A4				
9740 DISK STORAGE UNIT--LISTED AS BR1A5, BR2A1				
9741 DISK STORAGE UNIT--LISTED AS BR2A2				
9910 PERIPHERAL EXERCISER GEN DESC, DIAG, MAINT. CE MANUAL	70606600	B	22	NRM
23022/23030/23040/23050 MEMORY SYSTEM SITE PLANNING KIT	83096400	B		PLY
23044 MEMORY SYSTEM SITE PLANNING KIT	83096300			PLY
23065/67 MODEL 1 MEMORY SYSTEM SITE PLANNING KIT	83096200			PLY
14031 TRAIN PRINTER GEN. DESC., INSTALLATION AND CHECKOUT, OPERA- TION AND PROGRAMMING, PRINCIPLES OF OPERA- TION, MAINT/MAINT AIDS CE MANUAL VOL 1	59708200	A01	22	RHT
DIAGRAMS AND WIRE LISTS CE MANUAL VOL 2	59708300	A01	22	RHT
PARTS DATA CE MANUAL VOL 3	59708400	A01	22	RHT
23141 (9081) MULTIPLE DISK SYSTEM REFERENCE MANUAL	70613700	A	22	NRM
23142 (9082) MULTIPLE DISK SYSTEM REF MANUAL SYSTEM ANALYSTS GUIDE	70621300 70622000	A A	22 22	NRM NRM
28211 PRINTER SYSTEMS FORM DESIGN, RIBBON AND ACCESSORIES USERS MAN PRODUCT INFORMATION MANUAL	97403500 97404600	A A	22 22	PLY PLY
28211/14301 AND 28211-21 PRINTER SYSTEMS OPERATORS GUIDE	22265500	A	3	PLY
28211-21 PRINTER SUBSYSTEM LOGIC DIAGRAMS THEORY OF OPERATIONS	22273100 22273000	G G	34 3	PLY PLY
33100 MEMORY SYSTEMS FOR THE IBM SYSTEM 370 SALES REFERENCE GUIDE	15000300		3	HQW
33135 MEMORY SYSTEM SITE PLANNING KIT LOGIC DIAGRAMS THEORY OF OPERATION PRODUCT INFORMATION MANUAL	75365100 75387400 75387500 75401000	B B		PLY PLY PLY PLY
33145 MEMORY SYSTEM				

1. Publication number of literature.

2. The latest revision level.

3. Indicates number of holes punched in manual for use with hard cover ringed binder.

4. Price per manual.

TITLE	1	2	3	4
SITE PLANNING KIT	75365200	B		PLY
LOGIC DIAGRAMS	75372900	B	34	PLY
THEORY OF OPERATION	75373000	B	3	PLY
SERVICE MANUAL	75369200		3	PLY
33155-5XX MEMORY SYSTEM				
SITE PLANNING KIT	22264000	B		PLY
THEORY OF OPERATION	75401400	A	3	PLY
LOGIC DIAGRAMS	75401500	A	34	PLY
33155-6XX MEMORY SYSTEM				
SITE PLANNING KIT	75369100	B		PLY
PRODUCT INFORMATION MANUAL	22265400	A		PLY
MAINTENANCE MANUAL	75369600	A	3	PLY
33158 -2XX/3XX/4XX MEMORY SYSTEM				
SITE PLANNING KIT	75385700	A		PLY
THEORY OF OPERATION	75401700	A	3	PLY
LOGIC DIAGRAMS	75401800	A	34	PLY
33159 MEMORY SYSTEM				
SITE PLANNING KIT	22263900	C		PLY
PRODUCT INFORMATION MANUAL	22264800	A		PLY
SERVICE MANUAL	75369800		3	PLY
LOGIC DIAGRAMS	75391300	B	34	PLY
33165-5XX MEMORY SYSTEM				
THEORY OF OPERATION	75402000	A	3	PLY
LOGIC DIAGRAMS	75402100	A	34	PLY
SITE PLANNING KIT	75368900			PLY
33301 MULTIPLE DISK SYSTEM PRODUCT INFOR MAN	70629800		3	NRM
REFERENCE MANUAL	70629900	D	22	NRM
GROUP III MICRODIAGNOSTICS DESCRIPTIONS	70604100	D	22	NRM
GROUP III MICRODIAGNOSTICS USERS MANUAL	70612400	C	22	NRM
TROUBLESHOOTING MANUAL	70608200	C	22	NRM
INSTALLATION CE MANUAL	70608100	G	22	NRM
33301 DISK MEMORY SUBSYSTEM SITE PLANNING KIT	83301400	C		PLY NRM
33301/33302 SUBSYSTEM				
ON-LINE DIAGNOSTICS (COLDS MANUAL)	70602900	D	22	NRM
33302 DISK MEMORY SUBSYSTEM				
SITE PLANNING KIT	70627400		22	PLY NRM
REFERENCE MANUAL	83301500	B	22	NRM
INSTALLATION CE MANUAL	83301600	D	22	NRM
TROUBLESHOOTING MANUAL	83301700	01	22	NRM
34201 MAGNETIC TAPE TRANSPORT				
OPERATORS MANUAL	49752300	A	3	VFD
OPERATORS GUIDE	22263500		3	PLY
MAINTENANCE	22285600		3	PLY

1. Publication number of literature.  
2. The latest revision level.

3. Indicates number of holes punched in manual for use with hard cover ringed binder.  
4. Price per manual.

TITLE	1	2	3	4
LOGIC DIAGRAMS SITE PLANNING KIT USE 38031 MAG TAPE SBSYSTEM PRODUCT MANUAL USE 38031 MAG TAPE SUBSYSTEM	22285700		34	PLY
38031 MAGNETIC TAPE CONTROLLER MAINTENANCE	22285300		3	PLY
LOGIC DIAGRAMS	22285400		34	PLY
TRANSLATOR LISTING	22285500			PLY
38031 MAGNETIC TAPE SUBSYSTEM PRODUCT MANUAL	22263800		3	PLY
SITE PLANNING KIT	75369000			PLY
90100 SYSTEM CONTROLLER COMPUTER SYSTEM REFERENCE MANUAL	60321400	A	22	LJL
INPUT/OUTPUT SPECIFICATIONS MANUAL	60321500	A	22	LJL
90104 (AB103-A, BB328-A, BB329-A) COMPUTATION MODULE REF INFO (USE 90100 REF MAN) CE INFO (USE AB103-A, CATALOG SEC. 1)				
90105-1 (DC118-A) DATA CHANNEL REF INFO (USE 90100 REF MAN) CE INFO (USE AB103-A, CATALOG SEC. 1)				
90106-1 (DC120-A) STORAGE CHANNEL REF INFO (USE 90100 REF MAN) CE INFO (USE AB103-A, CATALOG SEC. 1)				
90107-1 (GL112-A) CONSOLE REF INFO (USE 90100 REF MAN) CE INFO (USE AB103-A, CATALOG SEC. 1)				
90108-1 (BB329-A) MEMORY MODULE REF INFO (USE 90100 REF MAN) CE INFO (USE AB103-A, CATALOG SEC. 1)				
90108-2 (BB328-A) STORAGE INCREMENT REF INFO (USE 90100 REF MAN) CE INFO (USE AB103-A, CATALOG SEC. 1)				
90109-1 (DC119-A) CHARACTER HANDLER REF INFO (USE 90100 REF MAN) CE INFO (USE AB103-A, CATALOG SEC. 1) REF INFO (USE 90100 REF MAN) CE INFO (USE AB103-A, CATALOG SEC. 1) ** REFER ALSO TO VENDOR MANUALS SECTION FOR TELETYPE MANUALS (35KSR)				
90113-1 (CK502-A/B) TELETYPEWRITER ** REFER ALSO TO VENDOR MANUALS SECTION FOR TELETYPE MANUALS (35ASR)				

1. Publication number of literature.

2. The latest revision level.

3. Indicates number of holes punched in manual for use with hard cover ringed binder.

4. Price per manual.

TITLE	1	2	3	4
90114-1 (GH401-A) CABINET REF INFO (USE 90100 REF MAN) CE INFO (USE AB103-A, CATALOG SEC. 1)				
90115-1 (GD104-A, GD105-A, GD106-A) POWER SUPPLY REF INFO (USE 90100 REF MAN) CE INFO (USE AB103-A, CATALOG SEC. 1)				
90115-4 (GE210-A/B) AUXILIARY MOTOR GENERATOR CE INFO (USE 90100 SITE PREPARTION MANUAL - CATALOG SEC. 4)				
90120 PAPER TAPE STATION REFERENCE MANUAL	60324000	A	22	LJL
90121-1 (CE305-A/B) PAPER TAPE READER REF INFO (USE 90120 REF MAN) CE INFO (USE CE305-A/B, CATALOG SEC. 1) ** REFER ALSO TO 370 PAPER TAPE READER MANUALS				
90122-1 (CE305-A/B, GJ102-A) PAPER TAPE READER WITH HANDLER REF INFO (USE 90120 REF MAN) CE INFO (USE CE305-A/B, CATALOG SEC. 1) ** REFER ALSO TO 370 PAPER TAPE READER MANUALS ** REFER ALSO TO VENDOR MANUALS SECTION FOR REMEX PAPER TAPE SPOOLER CE MANUAL				
90123-1 (CF104-A) PAPER TAPE PUNCH REF INFO (USE 90120 REF MAN) CE INFO (USE CE305-A/B, CATALOG SEC. 1)				
90123-2 (CF106-A) PAPER TAPE PUNCH - TUNGSTEN CARBIDE REF INFO (USE 90120 REF MAN) CE INFO (USE CE305-A/B, CATALOG SEC. 1)				
90124-1 (CF104-A, GJ103-A/B) PAPER TAPE PUNCH WITH HANDLER REF INFO (USE 90120 REF MAN) CE INFO (USE CE305-A/B, CATALOG SEC. 1) ** REFER ALSO TO VENDOR MANUALS SECTION FOR REMEX TAPE SPOOLER CE MANUAL				
90124-2 (CF106-A, GJ103-A/B) PAPER TAPE PUNCH -TUNGSTEN CARBIDE- WITH HANDLER REF INFO (USE 90120 REF MAN) CE INFO (USE CE305-A/B, CATALOG SEC. 1) ** REFER ALSO TO VENDOR MANUALS SECTION FOR				

1.Publication number of literature.  
2.The latest revision level.

3.Indicates number of holes punched in manual for use with hard cover ringed binder.  
4.Price per manual.

TITLE	1	2	3	4
REMUX TAPE SPOOLER CE MANUAL				
90125-1 (CF5A5-A/B/C) PAPER TAPE STATION - COMMON CONTROL REF INFO (USE 90120 REF MAN) CE INFO (USE CE305-A/B, CATALOG SEC. 1)				
90126-1 (CF8A1-A) ENCLOSURE KIT FOR 90125-1 REF INFO (USE 90120 REF MAN) CE INFO (USE CE305-A/B, CATALOG SEC. 1)				
90127-1 (CW123-A) PAPER TAPE PUNCH VALIDATION FFATURE REF INFO (USE 90120 REF MAN) CE INFO (USE CE305-A/B, CATALOG SEC. 1)				
92411 CRT DISPLAY TERMINAL OPERATORS GUIDE	62034200	01		RVL
HARDWARE PROGRAMMING MANUAL	62061700	02	22	RVL
92412 PRINTER TERMINAL OPERATORS GUIDE	62049500	00		RVL
HARDWARE PROGRAMMING MANUAL (PRELIMINARY)	62074000		22	RVL
92413 CONVERSATIONAL DISPLAY TERMINAL OPERATORS GUIDE	62038000	00		RVL
HARDWARE PROGRAMMING MANUAL	62033500	02	22	RVL
92417/92427 NON-IMPACT PRINTER STATION OPERATORS GUIDE	62073300			RVL
READ ONLY PRINTER PROGRAMMING MANUAL (92417)	62088900	01	22	RVL
READ ONLY PRINTER STATION HARDWARE PROGRAMMING MANUAL (92427)	62122800	01	22	RVL
ON-SITE MAINTENANCE MANUAL (92417)	62089100	01	22	RVL
ON-SITE MAINTENANCE MANUAL (92427)	62122900	01	22	RVL
92424/92425 AIRLINES TERMINAL DISPLAY/KEYBOARD OPERATORS GUIDE	62068000			RVL
ON SITE MAINTENANCE MANUAL	62068400			RVL
HARDWARE PROGRAMMING MANUAL	62068200			RVL
94100 ( ) CORE MEMORY PRODUCT DESCRIPTION MANUAL	60410100	A	22	ARH
THEORY OF OPERATION MANUAL	60410200		22	ARH
CE MANUAL	60405400	A	22	ARH

1. Publication number of literature.

2. The latest revision level.

3. Indicates number of holes punched in manual for use with hard cover ringed binder.

4. Price per manual.



# **SECTION 3**

## PLEASE NOTE:

A number of Software Manuals are listed in more than one location because of the fact that specific software products will run on various operating systems.

### Manuals in this section

The format in this section uses a machine line heading with a listing of manuals for each operating system version and the appropriate product set members printed beneath the heading.

## TABLE OF ABBREVIATIONS

All Titles for software manuals have been reviewed and standardized. The following table lists all abbreviations and their full wording.

ADB	Applications Development Bulletin
BIN	Binary
BSIPP	Simultaneous Peripheral Processor
COMPAT	Compatible
COMPARATIVE	Used with FORTRAN, notes the similarities and differences among the FORTRAN for 3000 and 6000 machine lines and USASI
EXT	Extended
FTN	FORTRAN
FUNCT	Functions
GENERIC	Algol, applicable to all 3/b machine line
HS	High Speed
IHB	Installation Handbook
LIB	Library
META	Procedure Oriented Source Language Assembler
MP	Memory Protect
MS	Mass Storage
MSIO	Logical Input/Output On Mass Storage
REF	Reference
OP	Operating System
REGINA 1	Linear Programming Package
RESPOND	Multiaccess Subsystem For Remote And/Or Local Ter
SAINT	1401 Simulator And Interpreter
SASY	31/32 Satellite For Standard File Processing-3600
SDPS	Seismic Data Processing System
SFP	Standard File Processor
SIPP	Simultaneous Peripheral Processor, Batch Execution
SMT	Summit
TSORT	Tape Sort
XLAT	Translator

TITLE	1	2	3	4
<b>G-15 COMPUTER</b>				
ALGOL/OPERATING MANUAL	60063600			ARS
ALGOL/PROGRAMMING MANUAL	60060500			ARS
ALGOL/TECHNICAL MANUAL	60060600			ARS
ALTRAN/REFERENCE MANUAL	60060300			ARS
AUTOCARD PROGRAMMING MANUAL	60153500			ARS
AUTOPOINT 24 PROGRAMMING MANUAL	PPT18100			ARS
BIT OF MEANING (APG-12591-0761)	60062100		22	ARS
CODING MANUAL	60060400			ARS
FIXED POINT SCALE (G-15)	60062700			ARS
INTERCARD PROGRAMMING MANUAL	60153600	A		ARS
INTERCOM 500/PROGRAM MANUAL	60060700			ARS
INTERCOM 1000/PROGRAMMING MANUAL	60062200			ARS
INTERMAP/PROGRAMMING MANUAL	60060100			ARS
<b>G-20 COMPUTER</b>				
GENERAL INFORMATION MANUALS				
BINARY PATCH LOADER (CB-11)	PSB-AG06			ARS
BOOTSTRAP CARD PRODUCER VIA CB-11	PSB-AG05			ARS
FILE OPERATIONS SYSTEMS (G-20)	PSB-AG01			ARS
INTRODUCTION TO PERT	60062000			ARS
MAGNETIC TAPE MACROS (G-20)	PSB-AG02			ARS
PERT 2 FOR SNAP 11 VOL 1 (G-20)	PSB-AG09			ARS
PERT 2 FOR SNAP 11 VOL 2 (G-20)	PSB-AG09			ARS
PERT HANDBOOK	60153800			ARS
PIECES OF EIGHT, AN INTRO TO OCTAL SYSTEM	60061600			ARS
REVISIONS TO SPACE PROGRAMMING SYSTEM	PSB-AG04			ARS
SATELLITE PACKAGE (CB-11)	PSB-AG07			ARS
SPACE SYSTEM ARITHMETIC SUBROUTINES	PSB-AG03			ARS
TAPE-TO-MT-10 TAPE TRANSLATOR (603)	PSB-AG12			ARS
USE OF TAPES WITH THE SPACE SYSTEM	PSB-AG11			ARS
FORTRAN/REFERENCE MANUAL	60061200			ARS
FORTRAN 11/REFERENCE MANUAL	60054400			ARS
FORTRAN-M (SPD-03) (G-20)	60084200			ARS
LINNFAR PROGRAMMING REF MAN	60054600			ARS
PERIPHERAL EQUIP. MAC LANG	60065100			ARS
SBAP REFERENCE MANUAL	60061900	A		ARS
SCIENTIFIC COMPUTING SYSTEM (G-20/G-20-A)	60054200			ARS
SIMULATOR REF MAN (G-20/650)	60060800			ARS
SIMULATOR TECHNICAL MAN (G-20/650)	RPT03621			ARS
SNAP 11/REF MANUAL	60061500			ARS
SORT MERGE/GENERATOR/INFORMATION MANUAL	60054000			ARS
SPAP/REFERENCE MANUAL	60054100			ARS
PERT/REFERENCE MANUAL (G-20)	60054500			ARS
<b>MP-60 COMPUTER SYSTEMS</b>				
	REFERENCE MANUAL	14306500	A	22 GSD
COMPASS	REF MANUAL	14061300	B	22 GSD

1-Publication number of literature.  
2-The latest revision level.

3-Indicates size of hard cover binder that may be used for manuals.  
4-Publication division responsible for contents of literature.

TITLE		1	2	3	4
	COSY REF MANUAL	14062100	A	22	GSD
	PRELTB REF MANUAL	14062200	A	22	GSD
160-B	FORMERLY 160 FORTRAN				
	GIM	60050500	B		ARS
	REFERENCE MANUAL	60050300			ARS
	OP PROCEDURE FTN-A	60082500			ARS
	OSAS/ASSEMBLY REFERENCE MANUAL	60050100			ARS
160-A					
	AUTOCOMM REF MANUAL	60051900	A		ARS
	FORTRAN REF MANUAL	60051300	B		ARS
	INTERFOR REF MANUAL	60051200			ARS
	OSAS-A ASSEMBLY REF MANUAL (SYSTEM)	60050700	C		ARS
	PERIPHERAL PROC REF MANUAL	60051700			ARS
	RT DECODER INST REF MANUAL	60025100	A		ARS
	SASY OPERATORS GUIDE	60171100			ARS
	SIGOM REF MANUAL	60051500	A		ARS
MISCELLANEOUS					
	SYSTEMS PROGRAMS FOR THE 160 COMPUTER	60008400		22	ARS
	CHARACTERISTICS OF 160-A	60019100	C		ARS
270 DIGIGRAPHICS SYSTEM					
	DIGIGRAPHIC SYSTEM 270 FUNCTION CONTROL PROGRAM SPECIFICATIONS	60146400			ARS
	DIGIGRAPHIC SYSTEM 270 FUNCTION CONTROL PROGRAM SPECIFICATIONS (SUPPLEMENT)	60146500			ARS
	DIGIGRAPHIC SUBSYSTEM FOR 3300 GEN.DFSC SYSTEM OPERATION	60146600	B	22	ARS
	DIGIGRAPHIC SUBSYSTEM FOR 3300 (STUDY GUIDE)	60233700	A	22	ARS
469 COMPUTER SYSTEM					
	ASSEMBLER REF MAN V1.2	14077300		22	GSD
	BASIC ARITHMETIC REF MANUAL	14082200	B	22	GSD
	PROGRAMMING REF MANUAL	14065300	B	22	GSD
	SIMULATOR REF MAN V1.0B	14082100	D	22	GSD
	SUBROUTINES				
924-A COMPUTER					
	924 ASSEMBLY PROGRAM FOR PAPER TAPE-CM01	60082600			ARS
1604-A					
	FORTRAN -60 OPERATING GUIDE	60138100			ARS
	SOURCE LANGUAGE (PSB)	60138000			ARS
1604-C/1604-A FORMERLY 1604/1604A					
	ALGOL (AE16) GIM	60083400			ARS
	ALGOL (SPD02) GIM	60084100			ARS
	CODAP-I (PSBAF10)GIM	60081000			ARS

1-Publication number of literature.  
2-The latest revision level.

3-Indicates size of hard cover binder that may be used for manuals.  
4-Publication division responsible for contents of literature.

TITLE		1	2	3	4
	REF MANUAL	60051000			ARS
COMPATABILITY		60083600			ARS
COSY ASSEMBLY	PSR	60081100	A		ARS
COBOL	REF MANUAL	60052100	B		ARS
	INTRODUCTION TO	60052000			ARS
COM2	REF MANUAL	60051100			ARS
COM3	REF MANUAL	60052600			ARS
CO-OP MONITOR	REF MANUAL	60051600	B	3	ARS
	INSTANT	60056100			ARS
	OPERATORS GUIDE	60050900			ARS
	PROGRAMMING GUIDE	60050800	A		ARS
FTN-60 SPD01	GIM	60084000			ARS
FORTRAN II/63	CONV GUIDE (PSBAE13)	60081300			ARS
FORTRAN IV/63	CONV GUIDE (AE-15)	60081500			ARS
FORTRAN 60/62	CONV GUIDE (PS A505)	60080500			ARS
FORTRAN-62		60050600	A		ARS
FORTPAN-63		60052900	A	3	ARS
LIBEDIT		60080400			ARS
PERT		60053900			ARS
PERT/TIME/FTN		60139000			ARS
SORT		60053500		3	ARS
SORT TIMING		60083700			ARS
MISCELLANEOUS					
CHAPACTERISTICS		60001800	C		ARS
COMPUTER CENTER OPERATIONS (MASTER TAPE)		60018200	B		ARS
PROGRAMMING SYSTEMS		60052200			ARS
PART 2 OPERATION		60003200			ARS
1700					
ASSEMBLY SYSTEM (4K)	GIM	60133900	A		LJL
	REFERENCE	60171600			LJL
	INSTANT	60173700			LJL
	ADR	60176500			LJL
<u>1700</u>					
MSOS					
	REF MAN V2	60223100	C		LJL
	REF MAN V4	60361500	D	22	LJL
	DIAGNOSTIC HB V4	60361800	D		LJL
	IHB V2.1	60234300	F	22	LJL
	IHB V4.0	60361600	C	22	LJL
	OPERATORS GUIDE V4.0	60373400	A	22	LJL
	SYSTEM CHKOUT REF V2	60362200	A		LJL
	IMPORT (1700) HS REF	60305700	A	22	LJL
MSOS 4	FILE MANAGER V1 REF	39520600	B	22	LJL
	ASSEMBLER, MACRO GIM	39519800	B	22	LJL
	INSTANT	39520500	A		LJL
	GIM	39522400	B	22	LJL
	MS/FORTRAN VER3-A/B	39519900	A	22	LJL
	INSTALLATION HANBOOK	39520900	A	22	LJL
	GENERAL INFO MANUAL				

1-Publication number of literature.  
2-The latest revision level.

3-Indicates size of hard cover binder that may be used for manuals.  
4-Publication division responsible for contents of literature.

TITLE		1	2	3	4
	INSTANT SMALL COMPUTER MAINT. MONITOR V1	39521700	A		LJL
	ORDERING BULLETIN V4	39521900	B	22	LJL
RCOS 2 ASSEMBLER	REF MANUAL	88997600	A	22	LJL
	REF MAN V2	88948500	A	22	LJL
	RELEASE BULLETIN	39520800	A	22	LJL
TIME-SHARE	REF MAN 2.0	88964000	A	22	LJL
TOTES	FILE MGR UTILITY PROG	88947900	A	22	LJL
	OPERATORS GUIDE	88818500	A	22	LJL
	GIM	96716700	A	22	LJL
ASSEMBLER, MACRO	REF MAN V3	60361900	B	22	LJL
CONFIGURATION	REF MAN V2	60362300	C	22	LJL
COSY/MSOS	REF MANUAL	60362100	B		LJL
MS FORTRAN	REF MAN V3	60362000	D	22	LJL
OLYMPUS 1700	DIAGNOSTIC PACKAGE SOFTWARE	39268100	D	22	LJL
	SMALL COMPUTER MAINTENANCE MONITOR REF. MAN.	39520200	A	22	LJL
	UTOPIA 1700 CONSOLE DEBUGGING PKG. SOFTWARE	84797500	C	3	LJL
1700	REDUCED CORE MONITOR				
	REDUCED CORE IHB V1	60282800	A	22	LJL
	REF MAN V1	60280600	A	22	LJL
1700	UTILITY SYSTEM				
	GIM	60170700		3	LJL
	REF MANUAL	60172300			LJL
	INSTANT	60173700			LJL
ASSEMBLER	GIM	60133900	A		LJL
	REF MANUAL	60171600			LJL
	TINSTANT	60173700			LJL
TAPE FORTRAN	REF MANUAL	60174200		3	LJL
	INSTANT	60173700			LJL
I/O DRIVERS		60190000			LJL
17481430		60234500			LJL
SYSTEM BULLETINS					
	SR 8	60194000			LJL
	SR 9	60222200			LJL
	SR 13	60228500			LJL
MISCELLANEOUS					
	SFO. NO. ONLY				
	ANALOG/DIGITAL SYSTEMS GENERAL INFORMATION	60187600			LJL
	AUTRAN USERS GUIDE V2.0	88762200	C	22	LJL
	AUTRAN REFERENCE MANUAL V2.0	88762000	B	22	LJL
	AUTRAN IHB V2.0	88762100	B	22	LJL
	AUTRAN DACS SOFTWARE REFERENCE MAN V1	39644500	C		LJL
	AUTRAN IT SYSTEMS MAINTENANCE SPECIFICATIONS VOLS 1 AND 2	39201800	A	22	LJL
	CARDIO TEST II SOFTWARE OPERATORS GUIDE	39677500	A		LJL
	DRAFT (VER. 5.1) OCR REFERENCE MANUAL	48143900	F	3	ROK
	915/919 GRASP (VER. 2.2) OCR SOFTWARE REF MAN	48430100	B	3	ROK
	955 GRASP (VER. 2.3) OCR SOFTWARE INSTALLATION HANDBOOK	91556200			ROK

1-Publication number of literature.

2-The latest revision level.

3-Indicates size of hard cover binder that may be used for manuals.

4-Publication division responsible for contents of literature.

TITLE	1	2	3	4
MEDISCOPE GENERAL INFORMATION MANUAL	60259500		3	ARS
MESSAGE ENTRY SYSTEM (MENS) SITE PREPARATION MANUAL	41600000	C	22	ARS
PARIMUTUEL WAGERING SYSTEM GIM	59155600	01	22	ARS
REMOTE I/O SUBSYSTEM (PRODUCTION CONFIGURATION) HDR. REF./OE MANUAL	39260700	A	22	LJL
SETPAN SOFTWARE REFERENCE MANUAL	60259400	B		LJL
SHORT OPERATING SYSTEM PROGRAM RULES REF.	60259700	A		LJL
SUP-SOFTWARE REFERENCE MANUAL	91637300	01	22	ROK
SUP (VER1.0) SOFTWARE INSTALLATION HANDBOOK	91602400	B		ROK
TICKET ISSUING SYSTEM USERS GUIDE	59155100	A		ARS
TAPE SCOPE OCR SOFTWARE REF MANUAL	48430010	04	3	ROK
1700/SC1700 ASSEMBLER OCR SOFTWARE REF MAN	91634000	A	22	ROK
915/919 AND 955/959 SETUP (VER.1.4) OCR SOFTWARE REFERENCE MANUAL	91674400	A		ROK
955 GRASP (VER.2.3) OCR SOFTWARE REFERENCE	48430000	C	3	ROK
915/919 GRASP (VER.2.2) OCR SFTWARE INSTALL.	91529600		3	ROK
929 DRIVE(1784) SOFTWARE REF MANUAL	87971800	B	22	ROK
*****				
3170/3300/3500 COMPUTER SYSTEMS				
* MASTER V4 *				
*****				
MASTER				
DIAGNOSTIC HANDBOOK	60415500	C	22	ARS
GIM	60134100	B	22	ARS
INSTALLATION HANDBOOK	60415300	D	22	ARS
INSTANT	60426000	A	22	ARS
LIB GEN/MAINT MANUAL (INCLUDES COSY,CUP,GLIB, SYSGEN)	60415400	C	22	ARS
OPERATORS GUIDE	60415200	A	22	ARS
REFERENCE MANUAL	60415100	C	22	ARS
USERS GUIDE	60425700	A	22	ARS
UTILITIES REF MANUAL	60418900	B	22	ARS
ALGOL REF MANUAL	60371800	C	22	ARS
COBOL, ANSI REF MANUAL	60417800	C	22	ARS
COBOL, MS REF MANUAL	60192000	B	22	ARS
COMPASS REF MANUAL	60236800	C	22	ARS
FORTTRAN, ANSI REF MAN V2	60281400	C	22	ARS
REF MAN V1	60236500	B	22	ARS
FORTTRAN, MS REF MANUAL	60057600	G	22	ARS
LISA REF MANUAL	60236900	B	22	ARS
L-SORT REF MANUAL	60343500	B	22	ARS
MS-SORT REF MANUAL	60418000	B	22	ARS
MARS-III REF MANUAL	60372700	A	22	ARS
USERS MANUAL	60372800	A	22	ARS
MOS-III REF MANUAL	60282400	E	22	ARS
MFTA REF MANUAL	60236400	B	22	ARS
PERT/COST REF MANUAL	60132500	A	22	ARS
PERT/TIME REF MANUAL	60131100		22	ARS

1-Publication number of literature.  
2-The latest revision level.

3-Indicates size of hard cover binder that may be used for manuals.  
4-Publication division responsible for contents of literature.

TITLE	1	2	3	4
RESPOND-EXP/IMP REF MANUAL	60372300	B	22	ARS
TAPE SORT/MERGE REF MANUAL	60282100	E	22	ARS
3170/3300/3500 COMPUTER SYSTEMS				
*****				
* MASTER V3 *				
*****				
MASTER				
DIAGNOSTIC HDBK V3	60280800	F	22	ARS
GIM	60134100	B	22	ARS
IHB	60372500	F	22	ARS
INSTANT	60227600	D		ARS
LIBRARY GEN/MAINT MANUAL (INCLUDES COSY,CUP,GLIP, SYSGEN)	60373100	D	22	ARS
OPERATORS GUIDE V3	60281300	E	22	ARS
REF MAN V3	60281000	D	22	ARS
USERS GUIDE V3	60371600	B	22	ARS
ALGOL INSTANT	60134900			ARS
REF MANUAL	60371800	C	22	ARS
COBOL, ANSI GIM	60213500	A	22	ARS
INSTANT	60229500	B		ARS
REF MANUAL	60281100	E	22	ARS
COBOL, MS GIM	60056300		3	ARS
REF MANUAL	60192000	B	22	ARS
COMPASS INSTANT	60176700	B		ARS
REF MANUAL	60236800	C	22	ARS
FORTTRAN, ANSI INSTANT	60229300	A		ARS
REF MAN V2	60281400	C	22	ARS
FORTTRAN, MS GIM	60055200	C	22	ARS
INSTANT	60131400	E		ARS
REF MANUAL	60057600	G	22	ARS
LISA REF MANUAL	60236900	B	22	ARS
L-SORT REF MANUAL	60343500	A	22	ARS
MARS REF MAN V2	60372700	A	22	ARS
USERS GUIDE V2	60372800		22	ARS
MCS III REF MANUAL	60282400	E	22	ARS
META GIM	60236000	A	22	ARS
REF MANUAL	60236400	B	22	ARS
MS SORT REF MAN V3	60362400	A	22	ARS
PERT COST GIM	60130000		22	ARS
REF MANUAL	60132500	A	22	ARS
ADV DEV BULLETIN	60179800			ARS
PERT TIME REF MANUAL	60131100		22	ARS
APP DEV BULLETIN	60179700			ARS
APP DEV BULLETIN V2	60172800			ARS
TAPE SORT/MERGE REF MANUAL	60282100	E	22	ARS
RESPOND EXP/IMP REF MANUAL	60372300	B	22	ARS
INSTANT	60227700	A		ARS

1-Publication number of literature.  
2-The latest revision level.

3-Indicates size of hard cover binder that may be used for manuals.  
4-Publication division responsible for contents of literature.



TITLE	1	2	3	4
<b>3170/3300/3500 COMPUTER SYSTEMS</b>				
*****				
* MASTER V3,V4 (MISC) *				
*****				
ANSI FORTRAN REF MAN V1 (FOR MASTER V3,V4)	60236500	B	22	ARS
MS SORT V2 (FOR REF MANUAL MASTER V3.0 AND V3.1)	60282200	B	22	ARS
L-SORT V1 (FOR REF MANUAL MASTER V3.0 AND V3.1)	60280200	A	22	ARS
DCP MARK 4 DIGI- REF MANUAL GRAPHICS (ONLY FOR MASTER V3.0)	60236600	A	22	ARS
MARS REF MAN V1	60281900	B	22	ARS
USERS GUIDE V1	60282000	B	22	ARS
<b>3170/3300/3500 COMPUTER SYSTEMS</b>				
*****				
* MASTER V2 *				
*****				
MASTER				
REF MAN V2	60213600	D	22	ARS
DIAGNOSTIC HDBK V2	60206800	B	22	ARS
IHB V2	60214000	G	22	ARS
OPERATORS GUIDE V2	60178600	B	22	ARS
COSY REF MANUAL	60178800	B	22	ARS
<b>3100/3150/3170/3200/3300/3500 COMPUTER SYSTEMS</b>				
*****				
* MSOS V5 *				
*****				
MSOS				
DIAGNOSTIC HANDBOOK INSTANT	60410900	C	22	ARS
IHR	60411000	A		ARS
OPERATORS GUIDE	60410800	D	22	ARS
REF MANUAL	60410700	B	22	ARH
REF MANUAL	60410600	C	22	ARS
ADAPT REF MANUAL	60173400	B	22	ARS
ALGOL REF MANUAL	60371800	C	22	ARS
COBOL, ANSI REF MANUAL	60417900	A	22	ARS
COBOL, MS REF MANUAL	60191100	C	22	ARS
COMPASS REF MANUAL	60236800	C	22	ARS
COSY REF MANUAL	60207300	C	22	ARS
FORTTRAN, ANSI REF MANUAL	60281400	C	22	ARS
FORTTRAN, MS REF MANUAL	60057600	G	22	ARS
LISA/MSTR/MSOS REF MANUAL	60236900	B	22	ARS
PERT COST REF MANUAL	60132500	A	22	ARS
PERT TIME REF MANUAL	60131100		22	ARS

1-Publication number of literature.  
2-The latest revision level.

3-Indicates size of hard cover  
binder that may be used for  
manuals.  
4-Publication division responsi-  
ble for contents of literature.

TITLE		1	2	3	4
SAINT	REF MANUAL	60213700	B	22	ARS
SORT MERGE	REF MANUAL	60281500	B	22	ARS
3100/3150/3170/3200/3300/3500 COMPUTER SYSTEMS					
*****					
* MSOS V4 *					
*****					
MSOS	DIAGNOSTIC HANDBOOK	60236700	D	22	ARS
	GTM	60176000		22	ARS
	INSTANT	60190300	B		ARS
	IHB	60280700	E	22	ARS
	OPERATORS GUIDE	60176100	D	22	ARS
	REF MANUAL	60173000	F	22	ARS
ADAPT	GIM	60135900			ARS
	REF MANUAL	60173400	B	22	ARS
	INSTANT	60134900			ARS
BSIPP	OPERATORS GUIDE	60190200			ARS
COBOL	GIM	60056300		3	ARS
	REF MANUAL	60172900		3	ARS
	INSTANT	60131200	A		ARS
COBOL, ANST	REF MAN V2	60281100	E	22	ARS
COBOL, MS	REF MANUAL	60191100	C	22	ARS
COMPASS	REF MANUAL	60236800	C	22	ARS
	INSTANT	60176700	B		ARS
COSY/MSOS/RTS	REF MANUAL	60207300	C		ARS
FORTTRAN	GIM	60055200	C		ARS
	REF MAN V4	60057600	G	22	ARS
	INSTANT	60131400	E		ARS
FORTTRAN, ANSI	REF MAN V2	60281400	C	22	ARS
LISA/MSTR/MSOS	REF MANUAL	60236900	B	22	ARS
MP	ADB	60192100			ARS
MSID	GTM	60189700			ARS
	REF MANUAL	60191300	B	3	ARS
PERT COST	GIM	60130000			ARS
	REF MANUAL	60132500	A		ARS
	ADB V2	60172800			ARS
	ADB	60177700			ARS
PERT TIME	REF MANUAL	60131100			ARS
	ADB	60177400			ARS
RESPOND	GIM	60190400			ARS
	REF MANUAL	60192800			ARS
	INSTANT	60229900			ARS
SAINT	GIM	60132100	A		ARS
	REF MANUAL	60213700	B		ARS
SOPS	REF MANUAL	60235900			ARS
SFP	REF MANUAL	60207200			ARS
SIPP	REF MANUAL	60130400	B		ARS
SORT/MERGE	REF MANUAL	60281500	B	22	ARS
SORT	REF MANUAL	60174100	A	3	ARS
ISORT/MERGE	GIM	60055800	A		ARS
UTILITY	REF MANUAL	60279400	B	22	ARS

1-Publication number of literature.  
2-The latest revision level.

3-Indicates size of hard cover binder that may be used for manuals.  
4-Publication division responsible for contents of literature.

TITLE	1	2	3	4
3100/3150/3170/3200/3300/3500 COMPUTER SYSTEMS				
*****				
* REAL TIME SCOPE *				
*****				
REAL TIME SCOPE				
DIAGNOSTIC HANDBOOK	60236700	D	22	ARS
GIM	60134300		3	ARS
IHB	60237000	A		ARS
INSTANT	60191600			ARS
OPERATORS GUIDE	60170200	A	3	ARS
REF MANUAL	60172500			ARS
ADAPT	GIM			ARS
	REF MANUAL			ARS
	60173400	B	22	ARS
BSIPP	OPERATORS GUIDE			ARS
	60190200			ARS
COBOL	GIM		3	ARS
	REF MANUAL			ARS
	60132000			ARS
	INSTANT			ARS
	60131200	A		ARS
	ADB V2			ARS
COBOL, GPI0	GIM			ARS
	60055100	B		ARS
	REF MANUAL			ARS
	60059300	A		ARS
COMPASS	REF MANUAL			ARS
	60236800	C	22	ARS
	INSTANT			ARS
	60176700	B		ARS
COMPASS 32	GIM			ARS
	60055000	A		ARS
COSY/MSOS/RTS	REF MANUAL			ARS
	60207300	C		ARS
FORTRAN	GIM			ARS
	60055200	C		ARS
	REF MANUAL			ARS
	60057600	G	22	ARS
	INSTANT			ARS
	60131400	E		ARS
FTN COMPAR 3/6	REF MANUAL			ARS
	60236100			ARS
PERT COST	GIM			ARS
	60130000			ARS
	REF MANUAL			ARS
	60132500	A		ARS
	ADB			ARS
	60177700			ARS
	ADB V2			ARS
	60172800			ARS
PERT TIME	REF MANUAL			ARS
	60131100			ARS
	ADB			ARS
	60177400			ARS
PPT GENERATOR	GIM			ARS
	60133100			ARS
	REF MANUAL			ARS
	60134700			ARS
	INSTANT			ARS
	60133800			ARS
SATNT	GIM			ARS
	60132100	A		ARS
	REF MANUAL			ARS
	60213700	B		ARS
SIPP	REF MANUAL			ARS
	60130400	B		ARS
UTILTTY, SCOPE	REF MANUAL			ARS
	60130200			ARS
3100/3150/3200 COMPUTER SYSTEMS				
*****				
* TAPE SCOPE *				
*****				
TAPE SCOPE				
ADB, RANDOM DISK DR.	60138300			ARS
GIM	60055400	A		ARS
INSTANT	60189000	A		ARS

1-Publication number of literature.  
2-The latest revision level.

3-Indicates size of hard cover binder that may be used for manuals.  
4-Publication division responsible for contents of literature.

TITLE		1	2	3	4
	OPERATORS GUIDE	60059100			ARS
	REF MANUAL	60171200			ARS
BSIPP	OPERATORS GUIDE	60190200			ARS
COBOL	GIM	60056300		3	ARS
	REF MANUAL	60132000			ARS
	INSTANT	60131200	A		ARS
	ADB 42	60137600			ARS
COMPASS-32	GIM	60055000	A		ARS
	REF MANUAL	60236800	C	22	ARS
	INSTANT	60176700	B		ARS
COSY/MSOS/RTS	REF MANUAL	60207300	C		ARS
FORTTRAN	GIM	60055200	C		ARS
	REF MANUAL	60057600	G	22	ARS
	INSTANT	60131400	E		ARS
FTN COMPAR 3/6	REF MANUAL	60236100			ARS
PERT COST	GTM	60130000			ARS
	REF MANUAL	60132500	A		ARS
	ADB V2	60172800			ARS
	ADB MSOS	60177700			ARS
PERT TIME	GIM	60130000			ARS
	REF MANUAL	60131100			ARS
	ADB/MSOS	60177400			ARS
REGTNA	REF MANUAL	60171800	A	3	ARS
REPORT PROG GEN	GIM	60133100			ARS
	REF MANUAL	60134700			ARS
	INSTANT	60133800			ARS
SAINT	GTM	60132100	A		ARS
	REF MANUAL	60213700	B		ARS
SIPP	REF MANUAL	60130400	B		ARS
TAPE SORT MERGE	GIM	60055800	A		ARS
UTILITY, SCOPE	REF MANUAL	60130200			ARS
3100/3150/3200 COMPUTER SYSTEMS					
*****					
* BASIC DISK SCOPE *					
*****					
BASIC DISK SCOPE					
	REF GUIDE ADB	60175100			ARS
COMPASS-32	GIM	60055000	A		ARS
COMPASS	REF MANUAL	60236800	C	22	ARS
	INSTANT	60176700	B		ARS
COSY/MSOS/RTS	REF MANUAL	60207300	C		ARS
FORTTRAN	GIM	60055200	C		ARS
	REF MANUAL	60057600	G	22	ARS
	INSTANT	60131400	E		ARS
FTN COMPAR 3/6	REF MANUAL	60236100			ARS
3100/3150/3200 COMPUTER SYSTEMS					
*****					
* DISK SCOPE *					
*****					

1-Publication number of literature.  
2-The latest revision level.

3-Indicates size of hard cover binder that may be used for manuals.  
4-Publication division responsible for contents of literature.

TITLE		1	2	3	4
	DISK SCOPE				
	REF MANUAL	60171200			ARS
	OPERATORS GUIDE	60059100			ARS
	INSTANT	60189000	A		ARS
	COMPASS-32	GIM	60055000	A	ARS
	COMPASS	REF MANUAL	60236800	C	22 ARS
		INSTANT	60176700	B	ARS
	COSY/MSOS/RTS	REF MANUAL	60207300	C	ARS
	FORTTRAN	GIM	60055200	C	ARS
		REF MANUAL	60057600	G	22 ARS
		INSTANT	60131400	E	ARS
	FTN COMPAR 3/6	REF MANUAL	60236100		22 ARS
	UTILITY SCOPE	REF MANUAL	60130200		ARS
3170/3300/3500 COMPUTER SYSTEMS					
*****					
* KRONOS III *					
*****					
	KRONOS III				
		GIM	41614400	B	22 ARS
	ASSEMBLE	REF MANUAL	41614800	A	ARS
	BACKGROUND	REF MANUAL	41615100	A	ARS
	BASIC	REF MANUAL	41615000		ARS
	CAL	REF MANUAL	60361100	A	ARS
	CENTRAL SITE	OPERATORS GUIDE	60342800	A	ARS
	DEBUG	REF MANUAL	41615300	A	ARS
	EDIT	REF MANUAL	41614900	A	ARS
	FORTTRAN/FTN	REF MANUAL	41614700	A	ARS
	GENERAL SYSTEM	USERS MANUAL	41614600	B	22 ARS
	GO	REF MANUAL	41615200	A	ARS
	INSTANT	REF MANUAL	41614500	A	ARS
	NELIAC	REF MANUAL	60361200	A	ARS
3100/3150/3170/3200/3300/3500 COMPUTER SYSTEMS					
*****					
* MISCELLANEOUS					
*****					
	ANALOG MAINT MONITOR (AMM30) SOFTWARE USEPS		84763300		LJL
	MANUAL				
	AUTOLOAD UTILITY (3000L) REFERENCE		60130100		ARS
	BASIC ASSEMBLER REFERENCE (3100/3200/3300)		60057100		ARS
	BASIC ASSEMBLY PROG GENERAL REFERENCE MAN		60056800		ARS
	BASIC FORTRAN REFERENCE MANUAL		60172000		ARS
	BASIC SYSTEM GENERAL INFORMATION		60056800		ARS
	BASIC II FORTRAN INSTANT (TAPE/SCOPE)		60189000	A	ARS
	BASIC II FORTRAN REFERENCE MANUAL		60056900		22 ARS
	BROKERAGE CONTROL OPERATORS GUIDE		59153300	A	22 ARS
	BROKERAGE CONTROL OPERATORS GUIDE V4.0		59159100	A	22 ARS
	BROKERAGE CONTROL REFERENCE MANUAL		59153200	A	22 ARS
	BROKERAGE CONTROL REFERENCE MANUAL V4.0		59159000	A	22 ARS
	RDP EQUIPMENT BULLETIN		60157500		ARS

1-Publication number of literature.  
2-The latest revision level.

3-Indicates size of hard cover binder that may be used for manuals.  
4-Publication division responsible for contents of literature.

TITLE	1	2	3	4
DIGIGRAPHIC SUBSYSTEM FOR 3000 (STUDY)	60233700	A	22	ARS
ILP1/INTEGER LINNEAR PROGRAMMING	60084900	A		SVL
MASTER/PROFITS 1.0 INSTALLATION PROCEDURES	97400100	A	22	PLY
MASTER/OCS MANUAL	59158900	A	22	CYB
MASTER USERS UTILITIES REFERENCE MANUAL	00007300	A	22	ARS
MSOS ON-LINE CONTROL SUBSYSTEM (OCS) REF MAN	59158800	A	22	CYB
MSOS/PROFITS 1.0 INSTALLATION PROCEDURES	59159600	A	??	CYB
PARIMUTUEL WAGERING SYSTEM GIM	59155600	01	22	ARS
SASY/SATELLITE (3000L) OPERATORS REFERENCE	60133700			ARS
SASY/SATELLITE (3600) OPERATORS REFERENCE	60171100			ARS
TIME SHARING EQUIPMENT BULLETIN	60156000			ARS
3000L COMMUNICATIONS SYS AND EQUIP REF 1	41606600	01	22	ARS
3000L TO CYBER 70 - CONVERSION AIDS SYSTEM VERSION 1.0 - FORTRAN CONVERSION FOR SCOPE 3.4	19980600	B	22	TTO
31/32/3300 SYSTEM BULLETIN 61	60236300		3	ARS
31/32/33/3500 PRELIB MSOS APPLICATIONS BULL.	60174700		3	ARS
31/33/3500 HYBRID LINKAGE SYSTEM SOFTWARE USERS MANUAL	39083500		22	LJL
31/32/33/3500 REGINA I	60178000			ARS
3200 SASY OPERATORS GUIDE	60133700			ARS
3200 SCOPE/EXECUTION INTERROGATION PROG	60139300	A	3	ARS
<b>3400/3600/3800 COMPUTER SYSTEMS</b>				
*****				
* 3400 DRUM SCOPE *				
*****				
DRUM SCOPE				
GIM	60131900			ARS
REF MANUAL	60170100			ARS
OPERATORS GUIDE	60171900			ARS
ALGOL INSTANT	60131700			ARS
ALGOL-60 GIM	60173300			ARS
COBOL GIM	60170900			ARS
REF MANUAL	60170500	A		ARS
INSTANT	60057400	A		ARS
COMPASS GIM	60055700	A		ARS
3400 BASIC REFERENCE MANUAL	60057900			ARS
FORTRAN GIM	60055500	A		ARS
REF MANUAL	60132900	A		ARS
INSTANT	60057500	B		ARS
FTN LIB FUNCT REF MANUAL	60057200			ARS
GPI? GTM	60058900			ARS
REF MANUAL	60059400	A		ARS
PERT TIME/COST REF MANUAL	60059500			ARS
TAB (EXTENSION)	60139100			ARS
SORT III REF MANUAL	60059800	A		ARS
UTILITY PACKAGE ADB	60137100			ARS
UTILITY COSY ADB	60171500			ARS
*****				

1-Publication number of literature.  
2-The latest revision level.

3-Indicates size of hard cover binder that may be used for manuals.

4-Publication division responsible for contents of literature.

TITLE	1	2	3	4
* 3400 TAPE SCOPE *				
*****				
TAPE SCOPE				
GIM	60055600	B		ARS
REF MANUAL	60057800			ARS
OPERATING GUIDE V3	60134200			ARS
INSTANT	60059000	A		ARS
ADB (ADDITION TO REF)	60137200			ARS
ADR (LIB PREPARATION)	60137300			ARS
ALGOL INSTANT	60131700			ARS
ADR	60084800	A		ARS
ALGOL-60 GIM	60173300			ARS
CEM-4 RFF MANUAL	60132300	A		ARS
COBOL GIM	60170900			ARS
REF MANUAL	60170500	A	22	ARS
INSTANT	60057400	A		ARS
COMPASS GIM	60055700	A		ARS
RFF MANUAL	60057800	A		ARS
ADB (ADDITION TO REF)	60137200			ARS
COMPASS/FTN MIXED DECKS (PSB)	60137000			ARS
FORTRAN GIM	60055500	A		ARS
REF MANUAL	60132900	A		ARS
RFF MANUAL (GENERIC)	60214900	A		ARS
INSTANT	60057500	B		ARS
FTN COMPAR 3/6 REF MANUAL	60236100			ARS
FTN LIB FUNCT RFF MANUAL	60057200			ARS
GPII GIM	60058900			ARS
RFF MANUAL	60059400	A		ARS
INFOL GIM	60132400			ARS
PERT TIME/COST REF MANUAL	60059500			ARS
TAB (EXTENSIONS)	60139100			ARS
SORT III REF MANUAL	60059800	A		ARS
SORT MERGE GIM	60058700			ARS
UTILITY PACKAGE ADR	60137100			ARS
UTILITY COSY ADR	60171500			ARS
SR 24 (3400)	60192600			ARS
SR 48 (36/3800)	SB001700			ARS
SR 50 (36/3800)	60192700			ARS
SR 51 (36/3800)	60193600			ARS
SR 52 (36/3800)	60215200			ARS
SR 54 (36/3800)	60279200			ARS
3400 SYSTEM GIM	60058300			ARS
*****				
* 3600/3800 DRUM SCOPE *				
*****				
DRUM SCOPE				
GIM	60131000			ARS
REF MANUAL	60059200	B	22	ARS
OPERATORS GUIDE V1	60171900			ARS
OPERATORS GUIDE	60175000	A		ARS
INSTANT	60131600	A		ARS

1-Publication number of literature.  
2-The latest revision level.

3-Indicates size of hard cover binder that may be used for manuals.  
4-Publication division responsible for contents of literature.

TITLE		1	2	3	4
	ADB (BACKGROUND PRG)	60137900			ARS
	ADB (DRUM/TAPE SCOPE)	60137500			ARS
ALGOL	INSTANT	60131700			ARS
ALGOL-60	GIM	60173300			ARS
APT	GIM	60131500			ARS
	REF MANUAL	60132800	A		ARS
	ADB	60190100			ARS
	SUPPLEMENT	60192900			ARS
CDC KWIC	ADB	60175300			ARS
COM-4	REF MANUAL	60177000			ARS
COBOL	GIM	60170900			ARS
	REF MANUAL	60170500	A		ARS
	INSTANT	60057400	A		ARS
COMPASS	GIM	60131800			ARS
	REF MANUAL	60052500	C		ARS
DISK SORT	GIM	60177300			ARS
	REF MANUAL	60189600			ARS
FORTRAN	GIM	60053400			ARS
	REF MANUAL	60132900	A		ARS
	OPERATING GUIDE (PSB)	60138200			ARS
	INSTANT	60057500	B		ARS
FTN LIB FUNCT	REF MANUAL	60056400	B		ARS
FORTRAN	GIM	60132400			ARS
	34/38 INFO MAN	60170300			ARS
	INSTANT	60173600			ARS
FTN COMPAR 3/6	REF MANUAL	60236100			ARS
GPIO	REF MANUAL	60130600			ARS
MSIO	REF MANUAL	60174800	A		ARS
NETWORK FLOW	PFF MANUAL	60130500			ARS
PERT COST	REF MANUAL	60214800			ARS
PERT TIME	REF MANUAL	60170800			ARS
PERT TIME/COST	GIM	60170400			ARS
SIMSCRIPT	GIM	60133000			ARS
	REF MANUAL	60134600			ARS
	INSTANT	60133500			ARS
SORT II	GIM	60058600			ARS
	REF MANUAL	60058500	D		ARS
*****					
* 3600/3800 TAPE SCOPE *					
*****					
	TAPE SCOPE				
	GIM	60132200	A		ARS
	PFF MANUAL	60053300	B		ARS
	INSTANT	60059000	A		ARS
	ADR	60171300	A		ARS
ALGOL	INSTANT	60131700			ARS
ALGOL-60	GIM	60173300			ARS
APT	GIM	60131500			ARS
	REF MANUAL	60132800	A		ARS
	ADR	60190100			ARS
	SUPPLEMENT	60192900			ARS

1-Publication number of literature.  
2-The latest revision level.

3-Indicates size of hard cover binder that may be used for manuals.  
4-Publication division responsible for contents of literature.



TITLE		1	2	3	4
CDC KWIC	ADB	60175300			ARS
CEM-4	REF MANUAL	60132300	A		ARS
COBOL	GIM	60170900			ARS
	REF MANUAL	60170500	A		ARS
	REV A FOR 36/38 ONLY				
	INSTANT	60057400	A		ARS
	EXTENSIONS V2 (PSB)	60138400			ARS
	BIN ARITH 3600 COBOL	60083800			ARS
COMPASS	GIM	60131800			ARS
	REF MANUAL	60052500	C		ARS
	INSTANT	60056500	A		ARS
DISK SORT	REF MANUAL	60189600			ARS
FORTRAN	GIM	60053400			ARS
	REF MANUAL	60132900	A		ARS
	36/38 INFO REF MAN	60170300			ARS
	INSTANT	60173600			ARS
	INSTANT	60057500	B		ARS
FORTRAN II/3600	CONVERSION GUIDE	60081900	A		ARS
FORTRAN 63	CONVERSION GUIDE (PSB)	60082000			ARS
FTN LIB FUNCT	REF MANUAL	60056400	B		ARS
INFOL	GIM	60132400			ARS
	INSTANT	60173600			ARS
NETWORK FLOW	REF MANUAL	60130500			ARS
OPHELIE	ADB	60172200			ARS
PERT COST	REF MANUAL	60214800			ARS
PERT TIME	REF MANUAL	60170800			ARS
PERT TIME/COST	GIM	60170400			ARS
SIMSRIPT	GIM	60133000			ARS
	REF MANUAL	60134600			ARS
	INSTANT	60133500			ARS
SORT II	GIM	60058600			ARS
	REF MANUAL	60058500	D		ARS
MISCELLANEOUS					
LIBRARY PREPARATION AND MAINTENANCE FOR 3600 (CA-11)		60083500			ARS
OSAS-A MASTER TAPE (3681)		60138900			ARS
SCOPE MESSAGES AND DIAGNOSTICS (CA-03A)		60082400	A	3	ARS
SCOPE OPERATING GUIDE VERSION 2.0		60138800			ARS
SUMMIT-NRL 3800 SYSTEM					
CDM-4	ADB	60179000			ARS
COMPASS	ADB	60177800			ARS
DEPEND SYS	ADB	60179500			ARS
FORTRAN	REF MANUAL	60177200		22	ARS
6000 SERIES OR CYBER 70 MODELS 72,73,74					
*****					
* KRONOS V2.1 *					
*****					
KRONOS					
	EXPORT/IMPORT REF MAN	59150500	D	22	ARS
	GIM	60407100	A	22	ARS

1-Publication number of literature.  
2-The latest revision level.

3-Indicates size of hard cover binder that may be used for manuals.  
4-Publication division responsible for contents of literature.

TITLE		1	2	3	4
	IHB	60407500	K	22	ARS
	INSTANT	60407200	A		ARS
	OPERATORS GUIDE	60407700	D	22	ARS
	REF MAN VOL.1 (FOR APPLICATION ANALYST)	60407000	D	22	ARS
	REF MAN VOL.2 (FOR SYSTEM ANALYST)	60448200	D	22	ARS
	TERMINAL USER INSTANT	60407800	A		ARS
	TEXT EDITOR REF MAN	60408200	B	22	ARS
	T-S USERS REF MAN	60407600	C	22	ARS
ALGOL	INSTANT V3	60192500	A		SVL
	REF MAN V3	60329000	D	22	SVL
	REF MAN V4	60384700	A	22	SVL
APEX III	REF MANUAL	76070000		22	CYB
APL* CYBER	REF MANUAL	19980400	C	22	TT0
BASIC	REF MANUAL	19980300	B	22	TT0
COROL	GTM V4	60327800	A	22	SVL
	INSTANT V4	60328400	B		SVL
	REF MAN V4	60384100	E	22	SVL
COMMON UTILITIES	REF MANUAL	60493300	A	3	SVL
COMPASS	GIM V3	60343400	A	22	SVL
	INSTANT V3	60361000	B		SVL
	INSTR CARD V3	60361700	B		SVL
	REF MAN V3	60360900	E	22	SVL
CYBERLINK INTERCHANGE	REF MAN V1	60373300	B	22	ARS
	OPERATORS GUIDE	60408400	B	22	ARS
EXPORT/IMPORT	REF MANUAL	59150500	D	22	ARS
FORTAN	INSTANT V2.3	60189500	E		SVL
	REF MAN V2.3	60174900	F	22	SVL
FORTAN EXT	GIM V4	60327900	A	22	SVL
	INSTANT V4	60357900	B		SVL
	REF MAN V4	60305600	G	22	SVL
	DEBUG GUIDE V4	60329400	B	22	SVL
	COMMON LIBRARY MANUAL	60387900	B	22	SVL
GPSS V/6000	GIM	84003900	A	3	CYB
IGS	LOGT V1 GIM	17322700	B	22	CYB
	LOGT V1 REF	17322800	B	22	SVL
LOADER	INSTANT	60372200	B		ARS
	REF MANUAL	60344200	G	22	ARS
MODIFY	INSTANT	60283000	B		ARS
	REF MANUAL	60281700	D	22	ARS
ON-LINE MAINT	REFERENCE MANUAL	60436600	A	22	ARH
PERT/TIME	REF MAN V1.2	60133600	D	22	ARS
RECORD MANAGER	CYBER MULTIPLE INDEX PROCESSOR (PSB)	60492900	B	22	SVL
	REF MANUAL	60307300	G	22	SVL
SIMSCRIPT	GIM V3	60173500	A	22	SVL
	REF MAN V3	60358500	E	22	ARS
SIMULA	GTM V1	60251900	A	22	SVL
	REF MAN V1	60234800	F	22	SVL
SOPT/MERGE	GTM V4	60342400	A	22	SVL
	INSTANT V4	60344400	B		SVL

1-Publication number of literature.  
2-The latest revision level.

3-Indicates size of hard cover  
binder that may be used for  
manuals.  
4-Publication division responsi-  
ble for contents of literature.

TITLE		1	2	3	4
	REF MANUAL	60343900	G	22	SVL
SYMPL	REF MANUAL	60328800	C	22	SVL
TOTAL	REF MANUAL	76070300		3	CYB
TRANSACTION SUBSYSTEM					
	OPERATORS GUIDE	60408000	B	22	ARS
	REF MANUAL	60407900	B	22	ARS
	TRANEX USERS GUIDE	60436500	A	22	ARS
T-S FORTRAN	REF MANUAL	60408600	B	22	ARS
UPDATE	INSTANT	60360200	A	22	ARS
	REF MANUAL	60342500	E	22	ARS
8-BIT SUBROUTINE	REF MANUAL	60359400	C	22	SVL
6000 SERIES OR CYBER 70 MODELS 72,73,74					
*****					
* KRONOS V2.0 *					
*****					
KRONOS					
	EXPORT/IMPORT REF MAN	59150500	D		
	GIM	59156600	01		
	INSTANT	59152100	01		
	OPERATORS GUIDE	59151600	A		
	REF MANUAL	59150600	C		
	TERMINAL USER INSTANT	59152000	B		
	TEXT EDITOR REF MAN	59150700	B		
	T-S USERS REF MAN	59151300	B		
ALGOL	INSTANT V2	60192500	A		
APT	GIM V2.2	60172100			
	REF MAN V2.2	60174500	C		
COBOL	REF MAN V3	60253000	E		
	INSTANT V3	60327600	A		SVL
COMPASS	REF MAN V2	60279900	D	22	SVL
	INSTANT	60282900	B		SVL
FORTRAN	REF MAN V2.3	60174900	F	22	SVL
	INSTANT V2.3	60189500	E		SVL
FORTRAN EXT	INSTANT V3	60305900			SVL
FORTRAN TRANSLT	REF MANUAL	59151000	B	22	ARS
MODIFY	INSTANT	60283000	B		ARS
	REF MANUAL	60281700	D	22	ARS
PERT/TIME	REF MAN V1.2	60133600	D	22	ARS
SCOPE	INDEXED SEQUENTIAL RM	60305400	E	22	SVL
SIMSRIPT	GIM V2	60173500	A	22	SVL
SIMULA	GIM V1	60251900	A	22	SVL
	REF MAN V1	60234800	F	22	SVL
SORT/MERGE	REF MAN V3	60252600	D	22	SVL
T-S BASIC	REF MANUAL	59150800	C	22	TT0
T-S FORTRAN	REF MANUAL	60408600	B	22	ARS
6000 SERIES OR CYBER 70 MODEL 72/73/74					
CYBER 170 MODELS 172,173,174,175					
*****					

1-Publication number of literature.  
2-The latest revision level.

3-Indicates size of hard cover binder that may be used for manuals.  
4-Publication division responsible for contents of literature.

TITLE		1	2	3	4
* NOS V1.0 *					
*****					
NOS					
	APPLICATIONS PROGRAM- MERS INSTANT	60436000	A		ARS
	BATCH USERS GUIDE	60436300	A	22	ARS
	EXPORT/IMPORT REF	60436200	A	22	ARS
	GIM	60435900	A	22	ARS
	IHB	60435700	A	22	ARS
	OPERATORS GUIDE	60435600	A	22	ARS
	REF MAN VOL.1 (FOR APPLICATION ANALYST)	60435400	A	22	ARS
	REF MAN VOL.2 (FOR SYSTEM ANALYST)	60445300	A	22	ARS
	SYSTEMS PROGRAMMERS INSTANT	60449200	A		ARS
	TERMINAL USER INSTANT	60435800	A		ARS
	TEXT EDITOR REF	60436100	A	22	ARS
	T-S REF	60435500	A	22	ARS
	T-S USERS GUIDE	60436400	A	22	ARS
ALGOL	REF MAN V4	60384700	A	22	SVL
APL*CYBER	REFERENCE MANUAL	19980400			
APT IV	GIM	17313200	C	22	SVL
	REF MANUAL	17313600	C	22	SVL
BASIC	REFERENCE MANUAL	19983900			
COBOL	GTM	60327800	A	22	SVL
	INSTANT	60328400	B		SVL
	REF MAN V4	60384100	E	22	SVL
COMMON UTILITIES	REF MANUAL	60493300	A	3	SVL
COMPASS	GIM	60343400	A	22	SVL
	INSTANT	60361000	B		SVL
	INSTRUCTION CARD	60361700	B		SVL
	REF MAN V3	60360900	E	22	SVL
DDL	REF MANUAL	60359000	B	22	SVL
	USERS GUIDE	60384300	A	22	SVL
FORTRAN EXT	GIM	60327900	A	22	SVL
	GUIDE FOR USEPS OF FORTRAN EXTENDED	60385200	A	22	SVL
	INSTANT	60357900	B		SVL
	REF MAN V4	60305600	G	22	SVL
	DEBUG USER GUIDE	60329400	B	22	SVL
	COMMON LIBRARY MANUAL	60387900	B	22	SVL
GPSS V/6000	GIM	84003900	A		CYB
IGS	LCGT V1 GIM	17322700	A	22	SVL
	LCGT V1 REF	17322800	B	22	SVL
LOADER	INSTANT	60372200	B		ARS
	REF MANUAL	60344200	G	22	ARS
MODIFY	INSTANT	60283000	B		ARS
	REF MANUAL	60281700	D	22	ARS
ON-LINE MAINT	REFERENCE MANUAL	60436600	A	22	ARH
PRT/TIME	GIM	60133300		22	SVL
	REF MANUAL	60133600	D	22	ARS
QUERY UPDATE	REF MANUAL	60307500	D	22	SVL

1-Publication number of literature.  
2-The latest revision level.

3-Indicates size of hard cover  
binder that may be used for  
manuals.  
4-Publication division responsi-  
ble for contents of literature.

TITLE		1	2	3	4
	REF MANUAL V2	60384900	D	22	SVL
QU ODL	MINI USERS GUIDE	60385500	C		SVL
	DATA DEFINITION				
	LANGUAGE FOR THE				
	QUERY UPDATE				
	SUB-SCHEMA				
	REFERENCE MANUAL	60359200	C	22	SVL
RECORD MANAGER	REF MANUAL	60307300	G	22	SVL
	CYBER MULTIPLE INDEX	60492900	B	22	SVL
	PROCESSOR (PSB)				
SIMSCRIPT	GTM	60173500	A	22	ARS
	REF MAN V3	60358500	E	22	ARS
SIMULA	GIM	60251900	A	22	SVL
	REF MANUAL	60234800	F	22	SVL
SORT MERGE	GIM	60342400	A	22	SVL
	REF MANUAL	60343900	G	22	SVL
	INSTANT V4	60344400	B		SVL
SYMPL	REF MANUAL	60328800	C	22	SVL
TOTAL	REF MANUAL	76070300		3	CYB
TRANSACTION SUBSYSTEM					
	OPERATORS GUIDE	60408000	B	22	ARS
	REF MANUAL	60407900	B	22	ARS
	TRANEX USERS GUIDE	60436500	A	22	ARS
UPDATE	INSTANT	60360200	A		ARS
	REF MANUAL	60342500	E	22	ARS
8-BIT SUBROUTINE	REF MANUAL	60359400	C	22	SVL
3000L TO CYBER	CONVERSION AIDS				
70	SYSTEM 1.2 FORTRAN	19980600	C	22	TTO
	SYSTEM 1.2 COBOL	19980700	B	22	TTO
	SYSTEM 1.2 LANGUAGE	19980900	B	22	TTO
	CONVERSION USERS				
	GUIDE				
6000 SERIES OR CYBER 70 MODEL 72,73,74					
*****					
* SCOPE V3.4 *					
*****					
	SCOPE				
	THB	60307400	V	22	SVL
	REF MANUAL	60307200	H	22	SVL
	OPERATORS GUIDE	60327300	F	22	SVL
	CONV AIDS PSB	60358200	D	22	SVL
	USERS GUIDE	60358700	A	22	SVL
ALGOL	REF MAN V3	60329000	D	22	SVL
	REF MAN V4	60384700	C	22	SVL
APEX I	REF MANUAL	59158000	C	22	CYB
APEX II	REF MANUAL	59158100	B	22	CYB
APEX III	REF MANUAL	76070000		22	CYB
APT	GTM	60172100		22	ARS
	INSTANT	60193100			SVL
	REF MANUAL	60174500	C	22	SVL

1-Publication number of literature.  
2-The latest revision level.

3-Indicates size of hard cover binder that may be used for manuals.

4-Publication division responsible for contents of literature.

TITLE		1	2	3	4	
APT IV	GIM	17313200	C	22	CYB	
	REF MANUAL	17313600	C	22	CYB	
BASIC	REF MANUAL	19980300	B	22	TTO	
	REF MANUAL	60306200	C	22	SVL	
CCP SUPPORT SOFTWARE 1	REF MAN	88988400	A	22	LJL	
	DIAGNOSTIC HANDBOOK	88988700	A	22	LJL	
	GIM	88988600	A	22	LJL	
	MACRO ASSEMBLER REF	88988900	A	22	LJL	
	MICRO ASSEMBLER REF	88988800	A	22	LJL	
	PASCAL COMPILER REF	88988500	A	22	LJL	
	GIM	60327800	A	22	SVL	
COBOL	INSTANT	60328400	B		SVL	
	REF MAN V4	60384100	E	22	SVL	
COMMON UTILITIES REF MANUAL	COMPASS	60493300	A	3	SVL	
	GIM	60343400	A	22	SVL	
	INSTANT	60361000	B		SVL	
DDL	INSTRUCTION CARD	60361700	B		SVL	
	REF MAN V3	60360900	E	22	SVL	
	REF MANUAL	60359000	B	22	SVL	
	USERS GUIDE	60384300	A	22	SVL	
DDS	REF MAN V3	17318900	A	22	SVL	
	EXPORT/IMPORT	HS REF MAN	60235400	D	22	SVL
FORM	8231 REF MAN	60189100	A	22	SVL	
	REF MANUAL	60307000	F	22	SVL	
FORTRAN	INSTANT	60189500	E		SVL	
	REF MAN V2.3	60174900	F	22	SVL	
FORTRAN EXT	GIM	60327900	A	22	SVL	
	GUIDE FOR USERS OF	60385200	A	22	SVL	
	FORTTRAN EXTENDED					
	INSTANT	60357900	B		SVL	
	REF MAN V4	60305600	G	22	SVL	
	DEBUG USER GUIDE	60329400	B	22	SVL	
	SIFT PSB	60358400	A		SVL	
	COMMON LIBRARY MANUAL	60387900	B	22	SVL	
	IGS	240 SERIES REF MAN	17307300	E	22	SVL
	274 SERIES OG	60359800	C	22	SVL	
777 VER 2.0 USERS	17322500	A	22	CYB		
GUIDE/TRAINING MAN						
777 VER.2 OPERATORS	17322600	B	22	CYB		
GUIDE						
777 V2 QUICK DRAW	17325100	A	22	CYB		
PACKAGE REFERENCE						
274 SERIES REF MAN	60358800	C	22	SVL		
LOGT V1 GIM	17322700	B	22	CYB		
LOGT V1 REF	17322800	B	22	SVL		
777 3-D V1 REFERENCE	17326500	A	22	CYB		
CSSL III REFERENCE	17304400	F	22	SVL		
APT/IGS V1 REFERENCE	17310100	B	22	CYB		
APT/IGS V1 G.I.M.	17317400	B	22	CYB		
777 IGS V2 REFERENCE	17321800	A	22	CYB		
INTERCOM	REF MANUAL	60307100	E	22	SVL	
	MUJ PSB	60358300	C	22	SVL	

1-Publication number of literature.  
2-The latest revision level.

3-Indicates size of hard cover binder that may be used for manuals.  
4-Publication division responsible for contents of literature.

TITLE		1	2	3	4
	INTERACTIVE COMMAND SUMMARY	60384600	D		SVL
	INTERACTIVE INTERCOM GUIDE FOR USERS OF FORTRAN EXTENDED	60359700	B	22	SVL
	INTERACTIVE PROCEDURE GUIDE	60385600	B		SVL
	INTERACTIVE INTERCOM GUIDE FOR USERS OF COBOL	60385700	C	22	SVL
	REMOTE BATCH COMMAND SUMMARY	60387400	A		SVL
LOADER	INSTANT	60372200	B		ARS
	REF MANUAL	60344200	G	22	ARS
MARS VI	REF MAN (FULL INV)	17313000	A	22	SVL
	REF MAN (PART INV)	60385900	A	22	SVL
	RFF MANUAL	17305100	A	22	SVL
PERT/TIME	GIM	60133300		22	SVL
	REF MANUAL	60133600	D	22	ARS
QUERY UPDATE	REF MANUAL	60307500	D	22	SVL
	REF MAN V2	60384900	D	22	SVL
	MINI USERS GUIDE	60385500	C		SVL
QUDDL	REF MANUAL	60327200	D	22	SVL
QU DDL	DATA DEFINITION LANGUAGE FOR THE QUERY UPDATE SUB-SCHEMA				
	REFERENCE MANUAL	60359200	C	22	SVL
RECORD MANAGER	REF MANUAL	60307300	G	22	SVL
	USERS GUIDE	60359600	C	22	SVL
	GUIDE FOR USERS OF FORTRAN EXTENDED	60385200	A	22	SVL
	GUIDE FOR COBOL USERS	60385300	A	22	SVL
	CYBER MULTIPLE INDEX PROCESSOR (PSB)	60492900	B	22	SVL
SIMSCRIPT	GTM	60173500	A	22	ARS
	REF MAN V3	60358500	E	22	ARS
SIMULA	GIM	60251900	A	22	SVL
	REF MANUAL	60234800	F	22	SVL
SORT MERGE	GIM	60342400	A	22	SVL
	REF MANUAL	60343900	G	22	SVL
SYMPL	REF MANUAL	60328800	C	22	SVL
UPDATE	INSTANT	60360200	A		ARS
	REF MANUAL	60342500	E	22	ARS
8 BIT SUBROUTINE	REF MANUAL	60359400	C	22	SVL
1700 MSOS	OPERATORS GUIDE	60359800	C	22	SVL
	EXPORT/IMPORT	60305700	A	22	SVL
3000L TO CYBER	CONVERSION AIDS	19980600	C	22	TTO
70	SYSTEM 1.0 FORTRAN CONVERSION FOR SCOPE 3.4				
	CONVERSION AIDS	19980700	B	22	TTO
	SYSTEM 1.0 COBOL				

1-Publication number of literature.  
2-The latest revision level.

3-Indicates size of hard cover binder that may be used for manuals.  
4-Publication division responsible for contents of literature.

TITLE	1	2	3	4
CONVERSION FOR SCOPE 3.4 CONVERSION AIDS SYSTEM 1.0 LANGUAGE CONVERSION USER GUIDE	19980900	B	22	TTO
6000 SERIES OR CYBER 70 MODEL 72,73,74 ***** * SCOPE V3.3 * ***** SCOPE				
IHB	60305100	AC	22	SVL
INDEXED SEQ REF MAN	60305400	E	22	SVL
OPERATORS GUIDE	60306400	F	22	SVL
OPHELIE GIM V1	59156800	A	22	CYB
OPHELIE REF V1	59156900	C	22	CYB
OPHELIE/MIXED REF V1	59157000	B	22	CYB
RFF MANUAL	60305200	F	22	SVL
USERS GUIDE	60252700	C	22	CYB
ALGOL	60192500	A		SVL
INSTANT	60329000	D	22	SVL
REF MAN V3				
APT	60193100			SVL
APP DEV BULLETIN				
GIM	60172100		22	ARS
REF MANUAL	60174500	C	22	SVL
APT IV	17313600	C	22	CYB
BASIC	60306200	C	22	SVL
REF MANUAL				
COBOL	60327600	A		SVL
INSTANT				
REF MANUAL	60253000	E	22	SVL
COMPASS	60174400	C	22	SVL
GIM				
INSTANT	60191900	B		SVL
INSTANT V2	60282900	B		SVL
REF MANUAL	60190900	C	22	SVL
REF MAN V2	60279900	D	22	SVL
CSSL3	17304400	F	22	SVL
USERS GUIDE				
(CONTINUOUS SYSEM SIMULATION LANGUAGE III)				
EXPORT/IMPORT	HS REF MAN	60235400	D	22 SVL
	HS OG	17303100	A	22 SVL
	200 REF MAN	60234600	B	22 SVL
	R231 REF MAN	60189100	A	22 SVL
FORTRAN	INSTANT	60189500	E	SVL
	REF MANUAL	60174900	F	22 SVL
FORTRAN EXTENDED	INSTANT	60305900	A	SVL
	REF MANUAL	60329100	D	22 SVL
	DEBUG USERS GUIDE	60329400	B	22 SVL
TGS	240 SERIES REF MAN	17307300	F	22 SVL

1-Publication number of literature.  
2-The latest revision level.

3-Indicates size of hard cover  
binder that may be used for  
manuals.  
4-Publication division responsi-  
ble for contents of literature.



TITLE		1	2	3	4
(INTERACTIVE GRAPHICS SYSTEM)	274 SERIES OG	17303100	A	22	SVL
	274 SERIES GIM	44616700	A	22	SVL
	274 SERIES USER GUIDE	44629300	E	22	SVL
	274 SERIES REF MAN	17303600	F	22	SVL
INTERCOM	REF MAN V3	60252800	C	22	SVL
JOVIAL	REF MANUAL	17302500	A	22	SVL
MAPS VI	REF MAN (FULL INV)	17313000	A	22	SVL
PERT	GIM	60133300		22	SVL
PERT/TIME	REF MANUAL	60133600	D	22	ARS
SIFT	PROGRAM SYSTEM BULL.	60358400	A		SVL
STMSSCRIPT	GIM	60173500	A	22	ARS
	REF MAN V3	60358500	E	22	ARS
SIMULA	GIM	60251900	A	22	SVL
	REF MANUAL	60234800	F	22	SVL
SORT/MERGE	REF MANUAL	60252600	E	22	SVL
UPDATE	REF MANUAL	60342500	E	22	ARS
1700 MSOS	EXPORT/IMPORT	60305700	A	22	SVL
MISCELLANEOUS					
CYBER 70 COMPUTER SERIES NUCLEAR CODES MAN		20085400		3	ADV
CYBER 70 COMPUTER SYSTEM MODELS 72,73,74		60359800	C	22	SVL
6000/1700 COMPUTER SYSTEM 274 INTERACTIVE GRAPHICS SYSTEM OPERATORS GUIDE MODELS 72, 73,74 VERSTON 2/6000 V2, MSOS IMPORT HIGH SPEED OPERATORS GUIDE 1700 VERSION 1					
6000/CYBER 70 COMPUTER SYSTEMS INTERACTIVE INTERCOM GUIDE FOR USERS OF FORTRAN EXT.		60359700	A	22	SVL
COBOL 35 REFERENCE MANUAL		17308300	A	22	SVL
COMMAND GENERAL INFORMATION 6000/CYBER 70		97400300	A	22	ARS
DATA HANDLER VERSION 1 REFERENCE MANUAL		17322100	A	22	SVL
GRAPHICALLY ORIENTED DESIGN AND ANALYSIS SYSTEM (GODAS) V2 REFERENCE MANUAL		17317200	C	22	SVL
GIM		17326600	A	22	SVL
INTERACTIVE GRAPHICS REF MANUAL V1		44616800	D	22	SVL
INTERACTIVE GRAPHICS 274 SYSTEM USERS GUIDE		44629300	D	22	SVL
INTERCOM INTERACTIVE PROCEDURE GUIDE		60385600	B		SVL
JOVIAL COMPILER REFERENCE MANUAL		17302500	A	22	SVL
KRONOS WORKSHOP REFERENCE MANUAL V2.1		97404700	B	22	ARS
MARS V1 PART-INVERSION REF MANUAL		17305100	A		SVL
MARS V1 PART-INVERSION USERS GUIDE		17308100	A	22	SVL
PLATO SUBSYSTEM AUTHORS GUIDE		97404900	01	22	ARS
OPERATING GUIDE		97405200	01	22	ARS
TUTOR REFERENCE MANUAL		97405100	01	22	ARS
USERS GUIDE		97404800	01	22	ARS
INSTALLATION HANDBOOK		97405000	01	22	ARS
SCOPE INTEGRATED SCHEDULER TUNING GUIDE PSB (CYBER 70/6000 SERIES)		60493500	A	22	SVL
SCOPE OPERATING SYSTEM SALES HANDBOOK V3.4.1		60425300		22	ADV
SCOPE 3.2/3.3 PERM FILE PRESERVATION BULL.		60327000	A		SVL
SORT TIMING PROGRAM		60083700			SVL
TRAFFIC GENERAL INFORMATION MANUAL		97405500	B	22	ARS

1-Publication number of literature.  
2-The latest revision level.

3-Indicates size of hard cover binder that may be used for manuals.  
4-Publication division responsible for contents of literature.

TITLE	1	2	3	4
6000/CYBER 70 COMMAND BILL OF MATERIAL REFERENCE MANUAL	59159700	B	22	CYB
6000/CYBER 70 COMPUTER SYSTEM MULTI-ACCESS RETRIEVAL SYSTEM MARS VI FOR FULL INVERSION REFERENCE MANUAL VERSION 2.1	17313000	A	22	SVL
6000/CYBER 70 INTERCOM MULTI-USER JOB CAPABILITY PROGRAMMING SYSTEM BULLETIN FOR TIME-CRITICAL APPLICATIONS GIM	60358300	C	22	SVL
6000/CYBER 70 SERIES HIGH-PERFORMANCE SYSTEM	17309700	A	22	SVL
6000/CYBER 70 SERIES TIME-CRITICAL SIMULATION SYSTEMS GIM MODELS 72/73/74 V3-6000 V4	44629200	C	22	SVL
6000 INTERCOM MULTIUSER JOB CAPABILITY PSB VERSION 3	60327400	D	22	SVL
6000/240 SERIES INTERACTIVE GRAPHICS SYSTEM REFERENCE MANUAL	17307300	F	22	SVL
6000 KWIC APPLICATIONS DEV. BULLETIN	60137700			ARS
6000 MIMIC SIMULATION LANGUAGE REFERENCE	44610400	E	22	SVL
6000 SCOPE OPERATING SYSTEM TIME CRITICAL MODULE REF V2 (SCOPE 3.3 TC)	17304200	A	22	SVL
6000 SEISMIC DATA PROC. SYSTEM REF MANUAL	60342700		22	ARH
6000 SEISMIC DATA PROC. SYSTEM IHB	60343000	A	22	ARH
64/6500 ASSIST USERS GUIDE	60345100	03	22	ARH
64/65/6600 TTY RESPOND REF MAN	60189300	B	22	SVL
64/65/6600 TTY RESPOND INSTANT	60191500			SVL
7600				
*****				
* SCOPE V1.1 *				
*****				
SCOPE				
	GIM	60280000	A	22 ARS
	IHB	60282500	A	22 ARS
	INSTANT	60343100	A	ARS
	REF MANUAL	60281200	B	22 ARS
COMPASS	REF MAN V2	60279900	D	22 SVL
	GIM V2	60279600	A	22 ARS
	CPU CARD V2	60279700	B	ARS
	PPU CARD V2	60279800	B	ARS
	INSTANT V2	60282900	B	SVL
FORTTRAN EXT	REF MANUAL	60329100	D	22 SVL
FORTTRAN RUN	REF MANUAL	60280400	A	22 ARS
	GIM	60279500		22 ARS
MODIFY	REF MANUAL	60281700	D	22 ARS
	INSTANT	60283000	B	ARS
MCX	REF MANUAL	60237400	A	22 ARS
SDM/MCM	OPERATORS GUIDE/REF	60372900	A	22 ARS
UPDATE	INSTANT	60360200	A	ARS
	REF MANUAL	60342500	E	22 ARS
*****				
* SCOPE V1.1 STATIONS *				
*****				
	7611-1 I/O STN OG/REF	60281600	A	22 ARS
	7611-1 I/O STN INSTNT	60283100		ARS

1-Publication number of literature.  
2-The latest revision level.

3-Indicates size of hard cover binder that may be used for manuals.  
4-Publication division responsible for contents of literature.

TITLE		1	2	3	4
CYBER 70/MODEL 76 OR 7600					
*****					
* SCOPE V2.1 *					
*****					
SCOPE					
	REF MANUAL	60342600	H	22	ARS
	USERS GUIDE	60372600	C	22	ARS
	DIAGNOSTIC HNOBK	60344100	E	22	ARS
	GIM	60342200	B	22	ARS
	IHB V2.0	60344000	C	22	ARS
	IHB V2.1	60426100	C	22	ARS
	INSTANT	60344300	B	6	ARS
ALGOL	REF MANUAL	60384700	C	22	SVL
APEX I	REF MANUAL	59158000	C	22	CYB
APEX II	REF MANUAL	59158100	B	22	CYB
	GIM	59157900	A	22	CYB
APEX III	REF MANUAL	76070000		22	CYB
APT IV	RFF MANUAL	17313600	C	22	SVL
COBOL	REF MAN V2	60384200	B	22	SVL
	GIM	60327800	A	22	SVL
	INSTANT	60328400	B		SVL
COMMON UTILITIES	REF MANUAL	60493300	A	3	SVL
COMPASS	REF MAN V2	60279900	D	22	SVL
	GIM V2	60279600	A	22	ARS
	CPU CARD V2	60279700	B		ARS
	PPU CARD V2	60279800	B		ARS
	INSTANT V2	60282900	B		SVL
	REF MAN V3	60360900	E	22	SVL
	GIM V3	60343400	A	22	SVL
	INST CARD	60361700	B		SVL
	INSTANT V3	60361000	B		SVL
FORTRAN EXT	REF MAN V4.1	60305600	G	22	SVL
	GIM	60327900	A	22	SVL
	INSTANT	60357900	B		SVL
	DEBUG USERS GUIDE	60329400	B	22	SVL
	COMMON LIBRARY MANUAL	60387900	A	22	SVL
FORTRAN RUN	REF MAN V2	60360700	C	22	ARS
LOADER	REF MANUAL	60344200	G	22	ARS
	INSTANT	60372200	B		ARS
ON-LINE MAINT.					
	REF MANUAL	60406200	D	22	ARS
RECORD MANAGER	REF MANUAL	60307300	G	22	SVL
SIMSCRIPT 1.5	REF MAN V3	97400200		22	ARS
SMM	OPERATORS GUIDE V2	60361400	A	22	ARS
	OPERATORS GUIDE V3	60373800	C	22	ARS
SORT/MERGE	REF MANUAL	60343900	G	22	SVL
	GIM	60342400	A	22	SVL
	INSTANT	60344400	B		SVL
SYMPL	REF MANUAL	60328800	C	22	SVL
UPDATE	REF MANUAL	60342500	E	22	ARS
	INSTANT	60360200	A		ARS
*****					

1-Publication number of literature.  
2-The latest revision level.

3-Indicates size of hard cover binder that may be used for manuals.  
4-Publication division responsible for contents of literature.

TITLE		1	2	3	4
* SCOPE V2 STATIONS *					
* AND SUBSYSTEMS *					
*****					
6000 STN 3.3	OG/REF MAN	60360400	A	22	ARS
6000 STN 3.4	OG/REF MAN	60343800	D	22	SVL
	GIM	60342100	A	22	ARS
	INSTANT	60360500	A		SVL
7611-1 I/O STN	OG/REF MAN	60343600	C	22	ARS
	GIM	60343300	A	22	ARS
	INSTANT	60360100	A		ARS
7611-2 MAG TAPE	STATION				
	OG/REF MAN	60343700	B	22	ARS
	GIM	60342300		22	ARS
MAG TAPE SUBSYSTEM	REF MANUAL	60403900	C	22	ARS
MISCELLANEOUS					
6000/CYBER 70	COMMAND REFERENCE MANUAL	59159800	A	22	CYB
	FORTRAN COMMON LIBRARY MATHEMATICAL ROUTINES	60387900	A	22	SVL
8090					
OSAS-A	REF MANUAL	60130900			ARS
	OSAS-ASSEMBLY SYSTEM	60058200			ARS
	SIMULTANEOUS PERIPH PROCESS REF	60059900			ARS
915 GRASP	OCR REF MANUAL V2.0	48996600			ROK
8092					
NIMP	IHB V2.1	87976700	A		ROK
	REF MANUAL V2.1	48706201	B	3	ROK
TAS	IHB V3.0	87976800	A	22	ROK
	REF MANUAL V3.1	48704601	C	3	ROK
UTILITY ROUTINE	REF MAN V1.0	48704901	A	3	ROK
915 GRASP	IHB V3.0	91661300	A		ROK
	REF MAN V2.0	48704800	E	3	ROK
915 H/S GRASP	PROGRAMMERS REF V1.0	48707800	B	3	ROK
915 KEYPUNCH	REF MAN V2.1	48707900	E	3	ROK
	SIMULATOR				
915 LIST PROC.	REF MAN V1.0	48706101	C	3	ROK
921 DRIVE	IHB VER 3.1	87976600	A		ROK
	REF MAN V3.1	48881400	D	3	ROK
921 MONITOR	REF MAN V1.0	91681100	A	22	ROK
	IHB	91649500	A		ROK

1-Publication number of literature.  
2-The latest revision level.

3-Indicates size of hard cover binder that may be used for manuals.

4-Publication division responsible for contents of literature.

# ***SECTION 4***

TITLE	1	2	3	4
MISCELLANEOUS MANUALS				
A LIBRARY OF NUCLEAR CODES	60139500			ARH
A STUDY OF METHODS OF ERROR DETECTION DURING TRANSMISSION OF BINARY INFORMATION	60426500	A	22	ARH
AIDS - AUTOMATED INTEGRATED DESIGN SYSTEM GENERAL INFORMATION MANUAL	60427900			ARH
AIDS - GENERAL PURPOSE WIRE WRAP USERS GUIDE	60443100	A	22	ARH
AIDS - SEMIAUTOMATIC ARTWORK GENERATION USERS GUIDE	60441000	A	22	ARH
ALPHA REFERENCE MANUAL	14142900	A	22	GSD
ALPHA 1 COMPUTER SYSTEM - CPU DIAGRAMS MANUAL VOL. II	14143700	A	34	GSD
ALPHA 1 COMPUTER SYSTEM GROUND SUPPORT EQUIP. DIAGRAMS MAN. VOL. 2	14143800	A	34	GSD
ALPHA-1 MIMIC SOFTWARE MANUAL	14155000			LDS
ALPHA-1 SOFTWARE REFERENCE MAN-ALPHA COMPASS	14123800	A		GSD
A METHOD OF GENERATING UNIFORM RANDOM NUMBERS (AN APP. REPORT BY W.J.WESTLAKE)	60161200			ARH
CARE AND HANDLING OF MAGNETIC TAPE	40812300			LDS
CD CARRIER TRUCKING - ORIENTED TRANSPORTATION APPLICATIONS SOFTWARE GENERAL INFORMATION ILLUSTRATED TOOL CATALOG	97401600	A	22	PLY
COMMAND SYSTEMS INFORMATION MANUAL	40860000	C	22	CEM
COMMUNICATIONS HANDBOOK	97401500			PLY
COMMUNICATIONS SYSTEMS DIVISION TERMINAL UNIT AND DATA SET CE TECH INFO MANUAL	60405100	A	22	
COMMUNICATIONS SYSTEMS DIVISION TERMINAL UNIT AND DATA SET CE TECH INFO MANUAL (CAMS VERSION 2)	41605200	B	22	ARH
CE MANUAL	60373500	C	22	ARH
CORPORATE PHOTOGRAPHY CATALOG	20114600		22	HQN
CYBER 1000 DATA COMMUNICATIONS SYSTEM MANUAL	00007500	A		LDS
CYBER 1000 DCS GENERAL PROPOSAL TO AIRLINE INDUSTRY	73443000	A		LDS
CYBER 1000 DCS GENERAL PROPOSAL TO BANKING INDUSTRY	73443100	A		LDS
CYBER 1000 DCS GENERAL PROPOSAL TO MANUFACTURING	73933300	A		LDS
CYBERDATA KEY-TO-DISK OPERATORS INSTANT	22261900	A		PLY
SUPERVISORS INSTANT	22262100	A		PLY
REFERENCE MANUAL	22262200			PLY
970-8 REFERENCE MANUAL	22267300	A	3	PLY
970-8 CE MANUAL	22264500	A	3	PLY
970-32 REFERENCE MANUAL	22267200	A	3	PLY
970-32 CE MANUAL	22264600	A	3	PLY
970-480 CE MANUAL	22264700	A	3	PLY
970-480 REFERENCE MANUAL	22267100			PLY
INSTALLATION KIT	22263600			PLY

1. Publication number of literature.  
2. The latest revision level.

3. Indicates number of holes punched in manual for use with hard cover ringed binder.  
4. Price per manual.

TITLE	1	2	3	4
DIAGNOSTIC CONFIGURATOR/CATALOG	00015000		3	SVL
DIAGNOSTIC CONFIGURATOR CATALOG	60408100	B	22	ARH
DISK STORAGE UNIT MAINTENANCE AIDS MANUAL	70616800	M	22	NRM
DISK STORAGE UNIT 84-X,975-X MAINT AIDS CE	70619100	J	22	NRM
DISK STORAGE UNIT 84X,975X-ENHANCED LOGIC CARDS CE MANUAL	70629100	G	22	NRM
DTL INTEBRID LOGIC GENERAL INFO MANUAL	84785000		3	LJL
ENGINEERING LOG BOOK	60272100			LDS
EXTENDED CORE STORAGE DATA PATH AND STOCK SELECT MAINTENANCE AID CHART	59304600			ARH
FORMS DESIGN MANUAL	00000200			LDS
FIELD BULLETIN, POWER RECEPTACLE INSTALL	40816200		22	VFD
HARDWARE DEVELOPMENT GUIDELINES INFORMATION	60429200	A	3	ARH
HOW TO HANDPRINT FOR CONTROL DATA OCR READER	48299727			ROK
KEY TO LOGIC SYMBOLS G.I.M.	88981500	B	22	LJL
KEY TO LOGIC SYMBOLS - SYSTEM 17	89723700	-	22	LJL
KEY TO LOGIC SYMBOLS - TTL	60406000	A	22	ARH
MAGNETIC TAPE TRANSPORT SINGLE CAPSTON HIGH PERFORMANCE OPERATORS MANUAL	49751600	A	22	VFD
MANAGEMENT GUIDE TO EFFECTIVE SELECTION PROCESS	60426700			ARH
MATH SCIENCE LIBRARY GENERAL INFORMATION MAN	60328900	A		SVL
MERCHANT USERS MANUAL	13797500			ARH
MILITARY DISK STORAGE UNIT DESC., THEO OF OPER., DIAGRAMS AND WIRE LIST CE MANUAL	14237500		22	GSD
PARTS SUPPORT FOR THE OEM CUSTOMER	15002900			HQW
PLANT AUTHORS GUIDE	59159400		3	PLY
PLANT LANGUAGE REFERENCE MANUAL	97401700			PLY
POSTAL SOURCE DATA COLLECTION SYSTEM INSTALLATION MANUAL	36829400	C	22	RVD
POSTAL SOURCE DATA COLLECTION SYSTEM DATA COLLECTION SITE REFERENCE MANUAL	13795600	A	22	RVD
POSTAL SOURCE DATA COLLECTION SYSTEM TELECONCENTRATOR SITE REFERENCE MANUAL	13795700	A	22	RVD
POSTAL SOURCE DATA COLLECTION SYSTEM DATA PROCESSING CENTER SITE REF MANUAL	13795500	A	22	
POSTAL SOURCE DATA SYSTEM REF MANUAL	13795400	C	22	RVD
PRODUCT TO EQUIPMENT CROSS REFERENCE MANUAL	60071500	9	3	HQB
PROFITS REFERENCE MANUAL	59158200	B	22	PLY
PROFITS OPERATORS GUIDE 3000 PROFITS CRT	59158300	A	22	PLY
PROFITS AN ON-LINE REAL-TIME ENG/MANUF. SYS	59156000			LDS
PROGRAM MANAGEMENT HANDBOOK	60408300			ARH
PROGRAMMING REFERENCE AIDS (CONTAINS CONVERSION TABLES, CONSTANTS, POWERS AND HEXADFCIMAL INFORMATION)	60158600			ARH
REVOLUTION IN PROGRAMMING	60417000			ARH
SCOPE 3.1.6	00006300		3	LDS
SOFTWARE DEVELOPMENT GUIDELINES	60418500			ARH
QUALITY ASSURANCE MANUAL	60048600			ARH
SEISMIC DATA PROCESSING SYSTEM REF. MANUAL	44623700	B	22	
TIME SLOTTED REQUIREMENTS APPLICATION REPORT	97403600			ARH
TYPIING FOR CONTROL DATA OCR PAGE READERS	48299700			ROK

1. Publication number of literature.  
2. The latest revision level.

3. Indicates number of holes punched in manual for use with hard cover ringed binder.  
4. Price per manual.

TITLE	1	2	3	4
<b>EDUCATIONAL MANUALS</b>				
AN INTRODUCTION TO BASIC COMPUTER CONCEPTS	44016000			
AN INTRODUCTION TO INTEGRATED CIRCUITS	60202000			ARH
BIOLOGY-PHYSTOLOGY APPLIED TO DIGITAL COMPUTERS	22006700			
FORTRAN AUTOTESTER JOHN WILEY AND SONS, INC., NEW YORK)	60018600			LDS
FORTRAN TRAINER STUDENT WORKBOOK (BY BRUCE THOMPSON)	44020500			LDS
FORTRAN TRAINER PART 1 TEACHERS EDITION BY THOMPSON)	44020300			LDS
FUNCTIONS, FUNCTION MACHINES AND COMPUTERS BY ROBERT L. ALBRECHT	44016800			
FUNDAMENTAL COMPUTER CONCEPTS BY DR. ROBERT E. SMITH	22008200			
INTRODUCTION TO DATA COMMUNICATIONS (BASIC SYSTEMS AND HARDWARE)	13798900	C	22	ARH
MATHEMATICS OF CHEMTSTRY AS APPLIED TO DIGITAL COMPUTERS	22006500			
SECONDARY LEVEL PHYSICS AS APPLIED TO DIGITAL COMPUTERS	22006600			
STATISTICS APPLIED TO DIGITAL COMPUTERS	22006900			LDS
<b>TRAINING MANUALS</b>				
160-A TRAIING WORKBOOK (FORMERLY 082666)	60273400			CDI
160-A FORTRAN TRAINING MANUAL	60165000			CDI
360 ASSEMBLY LANGUAGE TRAINING MANUAL	60354600	B	3	CDI
546 SUPPLEMENTAL MANUAL (FORMERLY A-095102)	60238400			CDI
915 PAGE READER-A PROGRAMMED TEXT VOL. I (FORMERLY 020568)	60241000	A		CDI
1500 SERIES SYSTEM CODES	76360010			CDI
1604 TYPE CARDS	60314100			CDI
1604 PRINTED CIRCUITS (FORMERLY 010367)	60240600			CDI
1700 COMPUTER MAINTENANCE TRAINING MANUAL, VOL I, 2ND EDITION	60169500	B		CDI
1700 COMPUTER MAINTENANCE TRAINING MANUAL, VOL II, 2ND EDITION	60169600	A		CDI
1700 COMPUTER MAINTENANCE TRAINING MANUAL, VOL III	60184900			CDI
1700 PRINTED CIRCUITS MANUAL	083066A0			CDI
1700 PROGRAMMING TRAINING MANUAL	60207900	B		CDI
1728 CARD READER/PUNCH TRAINING MANUAL (FIRST EDITION)	60241400			CDI
1738 DISK CONTROLLED TRAINING MANUAL (FORMERLY 010268A)	60257900			CDI
2013 BADGE READER ADAPTED TRAINING MANUAL, TEST EDITION (FORMERLY 041467)	60240400			CDI
3L00 HARDWARE STUDENT MANUAL	60380500		3	CDI
3000 PRINTED CIRCUITS (FORMERLY 092166)	60238500			CDI
3000 TYPE CARDS	60314200			CDI
3L00 SOFTWARE STUDENT MANUAL	60380400	A	3	CDI

1. Publication number of literature.

2. The latest revision level.

3. Indicates number of holes punched in manual for use with hard cover ringed binder.

4. Price per manual.



TITLE	1	2	3	4
31/32/33/3500 COMPUTER SYSTEM COBOL TRAINING	60314900	C		CDI
31/32/33/3500 FORTRAN TRAINING MANUAL	60199700	A		CDI
3100/3200 TRAINING HANDOUTS (FORMERLY 042767)	60258100			CDI
3100/3200/3300/3500 COMPASS PROGRAMMING TRAINING MANUAL VOLS 1 AND 2	60311500	A		CDI
3200 TRAINING MANUAL, VOL I, 2ND EDITION, (FORMERLY 020968)	60257700			CDI
3200 TRAINING MANUAL VOL 2, 2ND EDITION (FORMERLY 021068)	60257800			CDI
3200/3300 DIFFERENC F COURSE WORKBOOK	01306700			CDI
3203/3209 STORAGE MODULE TRAINING MANUAL	60143400		22	CDI
3229 MAG TAPE CONTROLLER TRAINING MANUAL, FIRST EDITION (FORMERLY 021268)	60239200	A		CDI
3234-A MASS STORAGE CONTROLLER TRAINING SUPPLEMENT	60249400			CDI
3300 COMPUTER TRAINING MANUAL VOL 1	60158700	A		CDI
3300 TRAINING MANUAL, VOL II, 2ND EDITION	60158800			CDI
3312 BUSINESS DATA PROCESSTNG TRAINING, MAN., VOL I, 2ND EDITION (FORMERLY 091566B)	60249900			CDI
3312 BDP TRAINING MANUAL VOL II, 2ND EDITION (FORMERLY 020568)	60250000			CDI
3400/3600/3800 COMPASS TRAINING MANUAL, VOLS I, II, III	60166700	B		CDI
3447-A CARD READER CONTROLLER TRAINING MAN.	60273500			CDI
3500 BLOCK CONTROL HANDBOOK	60274300			CDI
3600 COMPUTER MAINTFNANCE WORKBOOK	04266700			CDI
3600/3800 DIFFERENC F TRAINING MANUAL (FORMERLY 032467)	60273600			CDI
60000 ASCENT/COMPASS PROGRAMMING TRAINING	60183400			CDI
6000/CYBER 74 COMPUTER MAINTENANCE CHARTS AND DIAGRAMS FOR TRAINING PURPOSES	60378600		34	CDI
6000 INTRO. AND PERIPHERAL PROCESSOR TRNG. MANUAL (FORMERLY 020267)	60250400			CDI
6000 SERIES ASPER/COMPASS PROGRAMMING	60183300			CDI
6400 CENTRAL PROCESSOR TRAINING MANUAL (FORMERLY 011167)	60257200			CDI
6600 CENTRAL PROCESSOR TRAINING MANUAL VOL 1 CONTROL AND MEMORY (FORMERLY 020167)	60241300			CDI
6600 CENTRAL PROCESSOR, VOL II, FUNCTIONAL UNITS (FORMERLY 091466)	60239700			CDI
6600 COMPUTER WORKBOOK AND TIMING DIAGRAMS (FORMERLY 042167)	60258000			CDI
6600 STANDARD PERIPHERAL TRAINING MANUAL, TEST EDITION (FORMEPLY 092967)	60239500			CDI
6638 DISK FILE SUBSYSTEM TRAINING SUPPLEMENT	60250800	A		CDI
6639 DISK CONTROLLER TRAINING MANUAL (FORMERLY 092867)	60273300			CDI
8092 TELEPROGRAMMER TRAINING MANUAL	60183900			CDI
ACTIVE ELECTRONICS STUDENT MANUAL (750 HR)	76360015	A	3	CDI
ACTIVE NETWORKS EXPERIMENTS, REVISED (ARL.) (FOPMERLY A-012268)	60250500	C	3	CDI
ACTIVE NETWORKS WORKPOOK, VOL. I	60274100			CDI

1. Publication number of literature.  
2. The latest revision level.

3. Indicates number of holes punched in manual for use with hard cover ringed binder.  
4. Price per manual.

TITLE	1	2	3	4
(FORMERLY 082866A)				
ACTIVE NETWORKS WORKBOOK, VOL. II	082966A0			COI
ACTIVE NETWORKS WORKBOOK, VOL I (REVISED) (FORMERLY A-012358)	60250600			COI
ACTIVE NETWORKS WORKBOOK, VOL II (REVISED) (ARL) (FORMERLY A-012468)	60250700			COI
AN INTRODUCTION TO DIGITAL COMPUTERS, VOL 1 (FORMERLY 081866A)	60241600			COI
AN INTRODUCTION TO DIGITAL COMPUTERS,VOL II (FORMERLY 091266A)	60241700			COI
AN INTRODUCTION TO DIGITAL COMPUTERS,VOL III (FORMERLY 032367)	60241800			COI
ASSEMBLY LANGUAGE TRAINING MANUAL	60354700		3	COI
ASSEMBLY LANGUAGE STUDENT MANUAL	60315100		3	COI
ASSFMBLY LANGUAGE TRAINING SUPPLEMENT	60355500			COI
BUSINESS APPLICATIONS STUDENT MANUAL	60315200	A		COI
BUSINESS CONCEPTS STUDENT MANUAL	60378900		3	COI
BUSINESS MATH AND ACCOUNTING STUDENT MANUAL	60355800		3	COI
CARD EQUIPMENT STUDENT MANUAL	60313100			COI
COI CAREER EDUCATION STUDENT HANDBOOK (1975)	76360031			COI
CENTRAL PROCESSOR SOFTWARE STUDENT MANUAL	60353700			COI
CENTRAL PROCESSOR HARDWARE STUDENT MANUAL VOL. I-II	60379200	A	3	COI
COMMUNICATIONS AND CUSTOMER RELATIONS STUDENT MANUAL	60378100		3	COI
COMPASS STUDENT MANUAL BOOK I	60313600		3	COI
COMPASS STUDENT MANUAL PART II	60314300		3	COI
COMPUTER IN CREDIT STUDENT MANUAL	60378400		3	COI
COMPUTER SYSTEMS OPERATIONS STUDENT MANUAL	76360011		3	COI
COMPUTER TECHNOLOGY HARDWARE WORKBOOK	60241200	A		COI
COMPUTER TECHNOLOGY STUDENT MANUAL	60314800	A	3	COI
COMPUTER TECHNOLOGY SOFTWARE TRAINING SUPP.	60239600			COI
CONTROL DATA INSTITUTE PRODUCT CATALOG	60379000		3	COI
CREDIT PRINCIPLES AND PRACTICES I STUDENT MANUAL	60378200		3	COI
CREDIT PRINCIPLES AND PRACTICES II STUDENT MANUAL	60378300		3	COI
CYBER 72/73/74 SCOPE SYSTEM MAINTENANCE STUDENT MANUAL	76360012		3	COI
DATA PROCESSING CONCEPTS STUDENT MANUAL	60353100			COI
DATA TERMINALS AND COMMUNICATIONS SYSTEMS	76360023		3	COI
DIAGNOSTIC ROUTINES WORKBOOK (FORMERLY 042467)	60238700			COI
DIGITAL COMPUTER OPERATOR	60312700			COI
DIGITAL ELECTRONICS STUDENT MANUAL	60353500	C	3	COI
DISK DRIVE STUDENT MANUAL	76360002		3	COI
ELECTRONICS REVIEW STUDENT MANUAL	60380100		3	COI
GLOSSARY FOR INFORMATION PROCESSING (FORMERLY 070367)	60240700		3	COI
HANDOUTS FOR POSTOFFICE COURSE	07046700			COI
INTEGRATED CIRCUITS STUDENT MANUAL	60380000		3	COI
INTRO TO DATA PROCESSING (DCO) STUDENT MAN	60354900			COI
INTRODUCTION TO CREDIT STUDENT MANUAL	60355700		3	COI

1. Publication number of literature.

2. The latest revision level.

3. Indicates number of holes punched in manual for use with hard cover ringed binder.

4. Price per manual.

TITLE	1	2	3	4
LINE PRINTER EQUIP. TRAINING MAN 2ND EDITION (FORMERLY 082166)	60257100	C		CDI
LOGIC CIRCUIT EXPERIMENTS	60238800	A		CDI
MAGNETIC RECORDING EQUIP. TAPE STUDENT MANUAL	60314400	A		CDI
MAGNETIC RECORDING EQUIP. DISK STUDENT MAN	60354300	C	3	CDI
MAGNETIC TAPE-ITS PRINCIPLES AND CERTIF. (FORMERLY 62466)	60256700			CDI
MAGNETIC TAPE STORAGE TRAINING MANUAL (FORMERLY 081766B)	60239400	C		CDI
MODEL 33 TELETYPEWRITER TRAINING MANUAL (FORMERLY 060167)	60273900			CDI
MSOS PROGRAMMING TRAINING MANUAL	60257600			CDI
OPTICAL CHARACTER RECOGNITION STUDENT MANUAL	60355400		3	CDI
PASSIVE ELECTRONICS STUDENT MANUAL	60354500	G	3	CDI
PASSIVE NETWORKS EXPERIMENTS (REVISED ED) (FORMERLY A-010468)	60250200		22	CDI
PASSIVE NETWORKS WORKBOOK, REVISED, (ARL.) (FORMERLY A-010368 AND 090166B)	60250100			CDI
PASSIVE NETWORKS WORKBOOK TRAINING SUPP.	60250300			CDI
PHASE I PROGRAMMING TECHNOLOGY WORKBOOK	04036700			CDI
PHASE II PROGRAMMING TECHNOLOGY WORKBOOK	04256700			CDI
PROGRAMMING CONCEPTS WORKBOOK	60274400		3	CDI
PUNCHED CARD EQUIPMENT STUDENT MANUAL	76360001	C	3	CDI
PUNCHED CARD EQUIPMENT TRAINING MANUAL	60378700	B	3	CDI
REPORT PROGRAM GENERATOR STUDENT MANUAL	60379100		3	CDI
SELECTRIC MAINTENANCE ADMINISTRATION GUIDE	60380200		3	CDI
SELECTRIC MAINTENANCE STUDENT GUIDE	60380300		3	CDI
SELECTRIC TYPEWRITER TRAINING MANUAL, SECOND EDITION (FORMERLY 080566B)	60238300			CDI
SMM3L MONITOR COMMAND AND MEMORY TEST LISTINGS (FORMERLY 030767)	60273800			CDI
SYSTEM/360 COMPUTER OPERATION (DCO) STUDENT	60355200			CDI
SYSTEM/360 ASSEMBLY LANGUAGE STUDENT MANUAL	60353000	B	3	CDI
SYSTEM/360 INSTRUCTIONS	60379300			CDI
SYSTEMS CONCEPTS STUDENT MANUAL	60353300			CDI
SYSTEMS DESIGN STUDENT MANUAL	60379500		3	CDI
UNIT RECORD EQUIPMENT (DCO) STUDENT MANUAL	60355100			CDI
UTILITIES PROGRAMMING STUDENT MANUAL	60353200			CDI
UTILITIES STUDENT MANUAL	60313500	A	3	CDI
VISUAL DISPLAY TRAINING MANUAL	60355300		3	CDI
VISUAL DISPLAYS / SYSTEMS MAINTENANCE STUDENT MANUAL	76360003		3	CDI
VISUAL RECORDING EQUIP. STUDENT MANUAL	60313400	A		CDI
WORK SIMULATION STUDENT MANUAL	60378500		3	CDI
TECHNICAL REPORTS				
TER01- SOLVING DESIGN PROBLEMS IN GRAPHICAL DIALOGUE	00000021			SVL
TER02- A GENERALIZED LANGUAGE FOR INFORMAT STORAGE AND RETRIEVAL APPLICATIONS	60175600			SVL
TER03- USE OF INFOL FOR DOCUMENT AND RETRIEVAL APPLICATIONS	60175700			SVL

1. Publication number of literature.  
2. The latest revision level.

3. Indicates number of holes punched in manual for use with hard cover ringed binder.  
4. Price per manual.

TITLE	1	2	3	4
TER04- DISPLAY CODED CHARACTER ARITHMETIC ON THE 6000 SERIES	60190500			SVL
TER05-THE GPL LANGUAGE	60192400			SVL
TER07- CONVERSATIONAL APT	60222400			SVL
TER08-COMPUTER SIMULATION-AN INTRODUCTION	60228300			SVL
TER09- COMPUTERS AND PUBLIC CONCERN	60229700		3	SVL
TER10-APT/EXPEDITE A CONVERSATIONAL APT SYS FOR THE 6000 COMPUTER WITH 210/211/212 DISPLAY STATION	60234400		3	SVL
TER-12 PROGRAMMING TECHNICAL REPORT	60235300			SVL
TER11- THE CHART2 FLOWCHARTING PROGRAM	60234700		3	SVL
TER14 FUNDAMENTALS OF BASIC TIME SHARING	60252300			SVL
TER-15 - SIMPL-A SIMULATION PROGRAMMING LANGUAGE. AUTHOR M. MACDOUGALL	60252400			SVL
TER-16 - PACKED DATA IN FORTRAN EXTENDED UNDER 6000 SCOPE 3.AUTHOR JOHN O. NEUHAUS	60252500			SVL
TER-17 PROGRAMMING TECHNICAL REPORT	60305800			SVL
MATHEMATICAL APPROXIMATIONS (TR52)	60070900			ARH
MATRIX ALGEBRA,GAMMA FUNCTION,ERROR FUNCTION BESSEL FUNCTIONS(TR53)	60071000			ARH
BINARY ERROR DETECTION BY GENERALIZED PARITY CHECKING (TR54)	60071100		22	ARH
ARITHMETIC ERRORS AND SINE APPROXIMATIONS (TP56)	60071300			ARH
LOGIC FOR COMPUTER DESIGNERS AND PROGRAMMERS PART 1 INTRODUCTION TO MATHEMATICAL LOGIC (TR57)	60071400			ARH
CELLS-BASIC STRUCTURAL UNITS OF DESIGN(TR51)	60070800			ARH
VIDEO LECTURE MANUALS				
VIDEO LECTURE (7600 FEATURES)	00006100			LDS
VIDEO LECTURE SCOPE 3.1.6 TCS	00006000			LDS
SCM PUBLICATIONS				
T-330 PROGRAMMING OPER MODE DIAGS,ALIGN PROC. POWER SUPPLY SERVICE/INSTR MANUAL	60244400	A	22	ARH
S-550 SERVICE MANUAL	60242900			ARH
2816 POINT TO POINT PROGRAMMING MANUAL	60244200	A	22	ARH
2816 POWER SUPPLY INSTRUCTION MANUAL	60242500	A	22	ARH
2816 SERVICE MANUAL (ADDENDUM D)	60243000	A	22	ARH
2816/7816 VERTIPUNCH INSTRUCTION MANUAL	60244600	A	22	ARH
6615 SERVICE MANUAL	60242000	A	22	ARH
6615-02 POWER SUPPLY MANUAL	60244300	A	22	ARH
7816 POINT TO POINT PROGRAMMING MANUAL	60244100	A	22	ARH
CONTROL UNIT INSTRUCTION MANUAL	60242300	A	22	ARH
CONTROL UNIT PARTS MANUAL	60243600	B	22	ARH
CONTROL UNIT SERVICE MANUAL	60243100	A	22	ARH
CPI SERVICE AND INSTRUCTION MANUAL	60242800			ARH
DATA PROCESSING PROGRAMMING COURSE	60288700		3	ARH
I/O TO PUNCH TRANSLATOR SERVICE MANUAL	60243300			ARH

1.Publication number of literature.

2.The latest revision level.

3.Indicates number of holes punched in manual for use with hard cover ringed binder.

4.Price per manual.

TITLE	1	2	3	4
I/O UNIT PARTS MANUAL	60243400			ARH
INPUT/OUTPUT INSTRUCTION MANUAL	60242100	A	22	ARH
PROCESSOR INSTRUCTION MANUAL	60242400	A	22	ARH
PROCESSOR POWER SUPPLY INSTRUCTION MANUAL	60242600	A	22	ARH
PROCESSOR SERVICE MANUAL	60241900	A	22	ARH
READER PARTS MANUAL	60243500	A	22	ARH
TCR-30 PARTS MANUAL	60243800		22	ARH
TCR-30 SERVICE AND INSTRUCTION MANUAL	60242700	A	22	ARH
TOOL LIST	60244000	A	22	ARH
TYPETRONIC 330 PARTS INFORMATION CE MANUAL	60244900	A	22	ARH
TYPETRONIC 2816/7816 AUX. FEATURE CONTROL UNIT, PARTS INFORMATION CE MANUAL	60286400	A	22	ARH
TYPETRONIC 2816/7816 MODEL 02 READER INSTRUCTION MANUAL	60242200	A	22	ARH
TYPETRONIC 7816 PROCESSOR PARTS CE MANUAL	60244800	A	22	ARH
TYPETRONIC VERTIPUNCH PARTS MANUAL	60240300		22	ARH
VERTIPUNCH SERVICE MANUAL	60244500	C		ARH
SGM (OEM) MANUALS				
024-026 INSTRUCTION MANUAL - IBM	60245300			ARH
024-026 MAINTENANCE MANUAL - IBM	60245400			ARH
024-026 PARTS MANUAL - IBM	60245500			ARH
024-026 REFERENCE MANUAL - IBM	60245200			ARH
CS100 PARTS CATALOG - BULL CE	60245100			ARH
HARD COVER BINDERS AND TEMPLATES				
34-RING FOR 11 X 17 DIAGRAM MANUALS				
3/4 IN BINDER	60086900			LDS
1 1/4 IN BINDER	60087000			LDS
22-RING FOR 8 1/2 X 11 MANUALS				
3/4 IN BINDER - DARK BLUE W/CDC LOGO	60087200			LDS
1 1/4 IN BINDER-DARK BLUE W/CDC LOGO	60087400			LDS
3-RING FOR 8 1/2 X 11 MANUALS				
3/4 IN BINDER-DARK BLUE W/CDC LOGO	60086000			LDS
1 1/2 IN BINDER - DARK BLUE W/CDC LOGO	60086100			LDS
2 IN BINDER - DARK BLUE W/CDC LOGO	60087500			LDS
CYBER 70 1 1/2 3 RING - BUTTERSCOTCH CDC	60088800			LDS
1700 SERIES 1 1/4 3 RING- BROWN W/CDC LOGO	60088600			LDS
3000 SERIES 1 1/4 3 RING- ORANGE W/CDC LOGO	60087600			LDS
6000 SERIES 1 1/4 3 RING LIGHT BLUE W/CDC LOGO	60088500			LDS
CYBERNET SERVICES-LIGHT BLUE 1 INCH 3 RING	60089100		3	LDS
CYBERNET SERVICES-LIGHT BLUE 1 1/2 IN 3 RING	60089200		3	LDS
CYBERNET SERVICES LIGHT BLUE 2 INCH 3 RING	60089300		3	LDS
7000 SERIES 1 1/2 3 RING- BROWN W/CDC LOGO	60297200			LDS

1. Publication number of literature.  
2. The latest revision level.

3. Indicates number of holes punched in manual for use with hard cover ringed binder.  
4. Price per manual.

TITLE	1	2	3	4
6-RING 3/4 INCH CODE BOOK BINDER-YELLOW	60088700		6	LDS
PROGRAMMING REPORT SUMMARY BINDER RUST PRESSBOARD 9 X 5 3/4 (METAL FASTENER)	00004600			LDS
TEMPLATES				
FORM DESIGN AID (915 PAGE READER)	48402800			LDS
LOGIC TEMPLATE	60085100			LDS
LOGIC SYMBOLOGY TEMPLATE	62181600			LDS
LOGIC DRAWING TEMPLATE	82269600			LDS
PROGRAMMING TEMPLATE	10124300			LDS
6600 LOGIC TEMPLATE	60113200			LDS
MOTOR GENERATOR SETS				
CE MANUAL DES, INSTL, OPR, MAINT AND REF DWGS (ELECTRIC MACH FREQ CONV-SETS PRIOR TO SER 65-1582 EXCEPT SER 65-1557)	60156900	C	22	ARH
CE MAN-DESC, INSTL, OPR, MAINT AND REF DWGS (ELFCTRIC MACHINE FREQ CONV-SER 65-1557, 65-1582 AND ABOVE)	60166800	B	22	ARH
CE DIAGRAMS MANUAL	60423100	A	22	ARH
KATO MOTOR GENERATOR SETS (SERIALS 55972 AND ABOVE)				
GEN DESC, OPERATION, INSTALLATION/CHECKOUT, THEORY OF OPERATION, MAINT, PARTS CE MAN. DIAGRAMS MANUAL	60420800	A	22	ARH
	60419900	A	22	ARH
REFRIGERATION MANUALS				
TRANE RECIPROCATING REFRIGERATION MANUAL	60240200			ARH
REFRIGERATION THEORY MAINTENANCE MANUAL	60268100	H	22	ARH
REFRIGERATION UNITS CORDWOOD MODULES PARTS LIST	60227400	B	22	ARH
** SEE ALSO GH214-A, GH216-A, GH218-A **				
POWER SUPPLY MANUALS				
AULT POWER SUPPLIES FOR CDC SYSTEMS	60107300	D	22	ARH
CONTROL DATA POWER SUPPLIES APPLICABLE TO ACTIVE 6000/CYBER SERIES COMPUTING EQUIP. DIAGRAMS, THEORY OF OPERATION, MAINTENANCE AND PARTS DATA CE MANUAL	60427200	A	22	ARH
CONTROL DATA POWER SUPPLIES APPLICABLE TO ACTIVE 3000 SERIES COMPUTING EQUIPMENT DIAGRAMS, THEORY OF OPERATION, MAINTENANCE AND PARTS DATA CE MANUAL	60427300	A	22	ARH
CONTROL DATA POWER SUPPLIES APPLICABLE TO INACTIVE COMPUTING EQUIPMENT DIAGRAMS, THEORY OF OPERATION, MAINTENANCE AND PARTS DATA CE MANUAL	60427400	A	22	ARH

1. Publication number of literature.  
2. The latest revision level.

3. Indicates number of holes punched in manual for use with hard cover ringed binder.  
4. Price per manual.

TITLE	1	2	3	4
DISK FILE HYDRAULIC	40869500	C	22	NRM
DISK FILE HYDRAULIC POWER SUPPLY GH202-B06 CE MANUAL	41245600	D	22	NRM
DISK FILE HYDRAULIC POWER SUPPLY CE MANUAL	70615700	B	22	NRM
PRINTED CIRCUIT MANUALS				
1604 DISK FILE LOGIC MANUAL	40829700	G	22	NRM
1604 SERIES LOGIC MODULES (TAPE TRANSPORT) OEM CE MANUAL	40827900	E	22	VFD
CORDWOOD MANUAL VOLUMES 1,2,3	60042700	AY	22	ARH
DISK STORAGE DRIVE (OEM) 1604 SERIES LOGIC MODULE CE MANUAL	40826700	J	22	NRM
PRINTED CIRCUIT CARD MODIFICATION PROCEDURES (DRIFT TO MESA)	60041600	A	3	ARH
VOLS. 1,2 AND 3 (1604 AND 3600 TYPES)	60042900	U	22	ARH
INTEGRID CIRCUITS MANUAL	60201000	A	22	ARH
SITE PREPARATION MANUALS				
SECTION 1 - GENERAL INFORMATION				
LARGE AND MEDIUM SCALE COMPUTER SYSTEMS INCLUDES INFO FOR 3000, 6000 AND 7000 SYSTEMS	60275100	C	22	ARH
SMALL SCALE COMPUTER SYSTEMS - INCLUDES INFO FOR 160, 160-A, 1700, SC17 (1770), AND 8090 SYSTEMS	60275200	B	22	ARH
MINI COMPUTER SYSTEMS	60437000	A	22	ARH
SECTION 2 SITE PREPARATION AND INSTALLATION INFORMATION (SYSTEM DATA)				
CYBER 70 - MODELS 72/73/74 COMP. SYSTEMS AND CYBER 70 - MODEL 7030 SYSTEMS DATA	60277700	A	22	ARH
CYBER 70 - MODEL 75 SYSTEMS DATA	60277600	C	22	ARH
CYBER 170 - MODELS 172/173/174 SYSTEMS DATA	19981400	A	22	ARH
CYBER 170 - MODEL 175 SYSTEMS DATA	60420100	A	22	ARH
CYBER 1000 MODELS IMX, PMX, CMX SYS DATA	60418200	A	22	ARH
MINI COMPUTER SYSTEMS	60437100	A	22	ARH
SC1700 SYSTEMS DATA SITE PREPARATION MANUAL 732-XX, 733-10, 791-X, 7077-1 AND 7X54/844	60277000	C	22	LJL
SYSTEMS DATA SITE PREPARATION MANUAL	60277500	A	22	ARH
8090 SYSTEMS DATA SITE PREPARATION MANUAL	60275500	B	22	ARH
1700 SYSTEMS DATA SITE PREPARATION MANUAL	60275600	D	22	LJL
3170 SYSTEMS DATA SITE PREPARATION MANUAL	60277400	A	22	ARH
3300 SYSTEMS DATA SITE PREPARATION MANUAL	60275900	A	22	ARH
3500 SYSTEMS DATA SITE PREPARATION MANUAL	60276100	C-E	22	ARH
6200 SYSTEMS DATA SITE PREPARATION MANUAL	60277300	A	22	ARH
6400 SYSTEMS DATA SITE PREPARATION MANUAL	60276400	B	22	ARH
6500 SYSTEMS DATA SITE PREPARATION MANUAL	60276500	B	22	ARH
6600 SYSTEMS DATA SITE PREPARATION MANUAL	60276600	B	22	ARH
6700 SYSTEMS DATA SITE PREPARATION MANUAL	60277100	A	22	ARH
7611-11 SERVICE STATION - SYSTEMS DATA	60277200	A	22	ARH
7700 SYSTEMS DATA SITE PREPARATION MANUAL	60277800	B	22	ARH

1. Publication number of literature.  
2. The latest revision level.

3. Indicates number of holes punched in manual for use with hard cover ringed binder.  
4. Price per manual.

TITLE	1	2	3	4
90100 SYSTEMS DATA SITE PREPARATION MANUAL (INCLUDES PRODUCT SPECIFICATION)	60286800	A	22	ARH
SECTION 3 PERIPHERAL EQUIPMENT DATA SITE PREPARATION MANUAL	60275300	06	22	ARH
SECTION 3 MINI COMPUTER SYSTEMS	60437200	A	22	ARH
VENDOR MANUALS				
BENDIX MTA-3 MAGNETIC TAPE ACCESSORY (DRS)	AET05611		3	ARH
BENDIX PROGRAM PREPARATION ROUTINE TECH MAN	APT45910		3	ARH
BRYANT DRUM SERVICE MANUAL	60194200			NRM
CALCOMP - MODEL 565 PLOTTER INSTRUCTION MANUAL -(SPECIAL ORDER ITEM-60 DAY DELIVERY) CONTAINS DESC., INSTAL., THEORY OF OP., OPERATING INSTRUCTIONS, MAINTENANCE AND PARTS LIST. (JUNE 1969)	60148100			ARH
DATA PRODUCTS 5024/818 DISC FILE REFERENCE (SPECIAL ORDER ITEM-VENDOR COST 47.00)	60095600			ARH
DIGITRONICS - MODEL B3000 PERFORATED TAPE READER - CONTAINS INSTALLATION, OPERATION, THEORY OF OP., MAINTENANCE, SCHEMATICS AND WIRING DIAGRAMS	60143200		22	ARH
DIGITRONICS - MODEL B6090 PERFORATED TAPE HANDLER - CONTAINS DESCRIPTION, INSTAL., OPERATION, THEORY OF OP, MAINT., AND SCHEMATICS	60143100		22	ARH
GENERAL PRECISION 4440 HIGH SPEED PUNCH MAINTENANCE AND TRAINING	ESD10504		3	ARH
IBM MODEL 81 MONITOR TYPEWRITER WITH SOROBAN MODIFICATION - REF/INSTRUCTION MANUAL INCLUDES DESCRIPTION, OPERATION, MAINT.	60008300	B	22	ARH
IBM SELECTRIC SERIES 73 I/O TYPEWRITER REFERENCE MANUAL - INCLUDES MAINT., ADJUSTMENTS, REMOVAL INFO, TIMING CHARTS, WIRING DIAGRAMS, PARTS LIST	60095900	B	22	ARH
IBM 1311 CE INSTRUCTION MANUAL	60142000			ARH
IBM 1311 CE MAINTENANCE MANUAL	60152100			ARH
IBM 1407 CONSOLE INQUIRY CE REFERENCE MANUAL	60142100		22	ARH
PAPER TAPE PUNCH HANDLER (NCR) CE MANUAL	60297300	A		ARH
NCR EM-B3 PAPER TAPE PUNCH	60295600	A	22	ARH
NCR PUNCH MANUAL EM-B2 MX-1027-7	60143600			ARH
SUPPLEMENT NO.1 TO C.O.C. PAPER TAPE PUNCH (NCR EM-B1/B2) (ADDENDUM TO 60143600)	60211600			ARH
NCR CARD EM-D2 (PE) CE MANUAL (REV. 12/67)	60161300	B	22	ARH
REMEX PAPER TAPE SPOOLER (MODEL RS0502ARB/ S2R) CE MANUAL	60207700	B	22	ARH
SINGER BUSINESS MACHINES LINE PRINTER EQUIPMENT MODELS 53/54/55/56 FIELD SERVICE MANUAL VOL I	59708600	A01	3	RHT
FIELD SERVICE MANUAL VOL II	59709000	B01	34	RHT
REFERENCE MANUAL (TRAINING)	59708500	B	3	RHT
PARTS MANUAL	59708700	D	3	RHT

1. Publication number of literature.

2. The latest revision level.

3. Indicates number of holes punched in manual for use with hard cover ringed binder.

4. Price per manual.



TITLE	1	2	3	4
TALLY PAPER TAPE READER, REF INSTRUCTION	60116900			ARH
TELETYPE 147624 BRPE PUNCH INSTALLATION	13796300	A		ARH
TELETYPE PAPER TAPE PUNCH TECH MANUAL BRPE 11(BULLETIN 215B)	60095700			ARH
TELETYPE PAPER TAPE PUNCH PARTS MANUAL (BRPE-11) (BULLETIN 1154B)	60095800			ARH
TELETYPE PARTS MANUAL MODELS 32 AND 33 (BULLETIN 1184B)	60144200			ARH
TELETYPE TECH MANUAL TAPE READER SET (BULLETIN 267B)	41608700			ARH
TELEX 5403 TRAIN PRINTER DIAGRAMS, W/L CE MANUAL VOLS 1-3	50578700	B		ARH
DIAGRAMS, W/L, PARTS DATA CL7A2 VOLS 1-3	50581200	B	22	RHT
5416 TELEX PRINT CART GEN. DESC., MAINT., THEO.OF OPER., CE MANUAL	50581500	C	22	RHT
(THE FOLLOWING MANUALS FOR THE ABOVE PRODUCT ARE AVAILABLE ON A SPECIAL ORDER BASIS IN MAX. QTY OF 2 COPIES.ALLOW AT LEAST 3-4 WEEKS FOR PROCESSING AND DELIVERY.)				
AMPEX CDFR-400 TAPE TRANSPORT	60017400			ARH
AMPEX CDTM-2 TAPE TRANSPORT	60017500	A		ARH
LONG LINE TRANSMISSTON FOR 1604 TYPE I/O CE MANUAL				
	60013600	A	22	ARH
(THE FOLLOWING MANUALS FOR THE ABOVE PRODUCT ARE AVAILABLE ON A SPECIAL ORDER BASIS IN MAX. QTY OF 2 COPIES.ALLOW AT LEAST 3-4 WEEKS FOR PROCESSING AND DELIVERY.)				
COMPUTER BUFFER CHANNEL LONG LINE DRIVERS	60123100	A	22	ARH
COMPUTER NORMAL CHANNEL LONG LINE DRIVERS	60123200	A	22	ARH
LONG LINE TRANSMISSION FOR 3000 PERIPHERAL CE MANUAL				
	60317100	A	22	ARH
MISCELLANEOUS EQUIPMENT MODIFICATIONS (PRIOR TO STANDARD OPT,SPECIAL OPT AND QSE.)				
NCR COMPUTER VOL III DIAGRAMS MANUAL	60010200	A	34	ARH
(THE FOLLOWING MANUALS FOR THE ABOVE PRODUCT ARE AVAILABLE ON A SPECIAL ORDER BASIS IN MAX. QTY OF 2 COPIES.ALLOW AT LEAST 3-4 WEEKS FOR PROCESSING AND DELIVERY.)				
CONTROL MONITOR C-2539/GTC	60011400			ARH
DATA SELECT UNIT	60021100			ARH
DIGITAL DATA TERMINAL	60105300			ARH
FADE IN DIAGRAMS	60012000			ARH
FADE IN DIAGRAMS(SFRIAL 2)	60012700			ARH
THOMPSON-PAMO-WOOLDRIDGE CX/IX400 EXCH.UNIT	60107700			ARH

1.Publication number of literature.  
2.The latest revision level.

3.Indicates number of holes punched in manual for use with hard cover ringed binder.  
4.Price per manual.

TITLE	1	2	3	4
160-A TEST CONSOLE DIAGRAMS	60103600			ARH
162-A TAPE SYNCHRONIZER(PROTOTYPE DIAGRAMS)	60103800			ARH
163-A MAGNETIC TAPE SYSTEM (WEBSTER)	60008600			ARH
164-A TAPE SIGNAL CONDITIONER	60025400			ARH
924-B (SERIAL 3) 77 PASS DIAGRAMS	60109500			ARH
924-B (SERIAL 9) BREAKPOINT SWITCH MOD	60102900			ARH
924-R ITEK MODIFICATION	60109600			ARH
1619X MAGNETIC DISK FILE CONTROLLER DIAG(AIL	60110300			ARH
QSE				
PUBLICATIONS FOR QSE'S ARE NOT STOCKED.THEY ARE AVAILABLE IN OZALID FORM ONLY. WHEN ORDERING,FURNISH QSE NUMBER AND DESCRIPTION AND ALL AVAILABLE INFO WILL BE SENT.				
STANDARD OPTIONS				
(NOTE 1. INFO FOR THIS OPTION IS INCLUDED IN BASIC MANUALS FOR RESPECTIVE PRODUCT. SEE INDIVIDUAL EQUIPMENT LISTING)				
955 SEQUENTIAL NUMBERING DEVICE OPTION GEN DESC., THEORY OF OPER., DIAGRAMS AND PARTS DATA CE MANUAL	91503500	A	3	RAB
10001 FIGHT 603 ON 162-1(MAPE 101)	60115800			ARH
10003 1604-B MODIFICATION DIAGRAMS(SEE NOTE 1				
10005 160-A INTERFACE FOR 3206 REFERENCE/ INSTRUCTION (MAPE 223)-SEE NOTE 1				
10006 924/924-A CORE STOP CONVERTS 8K TO 16K SEE NOTE 1				
10007 924/924-A CORE STOP CONVERTS 16K TO 32K (SEE NOTE 1)				
10008 924/924-A CORE STOP CONVERTS 8K TO 32K (SEE NOTE 1)				
10009 1604A/R/C CORE STORAGE CONVERSION 16K TO 32K (SEE NOTE 1)				
10010-A LONG LINE DRIVER	60317100	A	22	
10012 SPECIAL 501 PRINT DRUM(SLOTTED OH)(SEE NOTE 1)				
10013 3200 CONSOLE FOR 3100 (SEE NOTE 1)				
10015 DUAL MOTOR/GENERATOR SET (NO PUBL NEED OR AVAILABLE FOR THIS OPTION)				
10040-10043 (INFO AVAILABLE IN 1700 DIAGRAMS MANUAL-60152700)				
10098-A SPEED IMPROVEMENT REF/CE MANUAL REF INFO (USE 3300 COMPUTER SYSTEM REF MAN) CE INFO (SEE 3304-A OR 3304-B)	60199800	D	22	
10103-A CEJ/MEJ FOR 6400/6500 COMPUTERS CE MANUAL REF INFO (USE 6000 REFERENCE MANUAL)	60202100	D	22	ARH
10104-A/R/C/D CENTRAL AND MONITOR EXCHANGE JUMPS FOR 6600 DESC,OPER,PROG,REF MANUAL	60203200	D	22	

1.Publication number of literature.  
2.The latest revision level.

3.Indicates number of holes punched in manual for use with hard cover ringed binder.  
4.Price per manual.

TITLE	1	2	3	4
10104-C/D (CE INFO - USE 6613-D CENTRAL MEMORY CE MANUAL - 60246600)				
10115-A REFERENCE MANUAL	60180200	A	22	
10121 (AT105-A) ACCESS CHANNEL REF INFO (USE 3500 REF MANUAL)				
10123 (AT106-A, AT115-A) MEMORY PROTECT REF/CE INFO (USE AT106-A)				
10124-A 6603 DISK SPEED INCREASE REFERENCE/CE MANUAL	60227500	A	22	ARH
10126 (GA103-A/B/C, GA104-A/B) TIME BASE SOURCE REFERENCE MANUAL	41600900	B	22	ARH
10127 (DK502-A) EXPANDED MEMORY OPTION REF INFO (USE 3316-1 REFERENCE MAN.)				
10128 (DK501-A) DUAL MODE OPTION REFERENCE MANUAL	41603000	A	22	ARH
10169 CENTRAL MEMORY ACCESS PRIORITY FOR 6400/6500-A/B/C CENTRAL COMP. (USE AT129-A 6600 SERIALS 1-47 CENT. COMP. (USE AT131-A 6400/6500/6600-D CENT. COMP. (USE AT130-A)				
10177-1 16K MEMORY INCREMENT FOR 6415-A/B/C COMPUTER SYSTEM (USE AT142-F) 6415-D COMPUTER SYSTEM (USE AT142-G) AA108-A COMPUTER SYSTEM (USE AT142-B)				
10178-1 32K MEMORY INCREMENT FOR 6414/6514-A/B/C COMPUTER SYS (USE AT140-F) 6414/6514-D COMPUTER SYSTEM (USE AT140-H) AA105-A COMPUTER SYSTEM (USE AT140-B)				
10179-1 16K MEMORY INCREMENT FOR 6615-D COMPUTER SYSTEM (USE BB365-B)				
10180-1 32K MEMORY INCREMENT FOR 6614-A/B/C COMPUTER SYSTEM (USE AT168-G) 6614-D COMPUTER SYSTEM (USE AT168-J) AA103-A COMPUTER SYSTEM (USE AT168-B)				
10194-1 (FV150-A) INTERNAL BCD TO ASCII HOLLERITH CONVERSION KIT FOR THE 3446-A/B CARD PUNCH CONTROLLER REF INFO (USE 3446-A/B REF MANUAL) CE INFO (USE FV150-A)				
10194-2 (FV149-A) ASCII HOLLERITH TO BCD CONVERSION KIT FOR THE 3447-B CARD READER CONTROLLER REF INFO (USE 3248-A REF MANUAL) CE INFO (USE FV149-A)				
10256-1 (AF101-B, AF104-A) 3200 BDP OPTION REFERENCE MANUAL	60347700	B	22	ARH
10256-1 AND 10287-3 OR 10289-1 AND 10256-3 REFERENCE MANUAL CE INFO (USE AT146-A)	97402600	A	22	ARH
10256-2 (AF101-B, AF104-B) 3100 BDP INTERFACE OPTION REFERENCE MANUAL	97401800	A	22	ARH
10256-2 AND 10287-4 OR 10287-2 AND 10256-4				

1. Publication number of literature.  
2. The latest revision level.

3. Indicates number of holes punched in manual for use with hard cover ringed binder.  
4. Price per manual.

TITLE	1	2	3	4
REFERENCE MANUAL CE INFO (USE AF107-A) 10285-1 ( ) DUAL CHANNEL SWITCH OPTION GENERAL INFO (USE 7054-1) OPERATION AND PROGRAMMING (USE 7054-1) 10287-1 (AF105-A, BT193-A, CD124-A) 3200 ENHANCED BLOCK CONTROL OPTION REFERENCE MANUAL	97402200	A	22	ARH
10287-2 (3106-A/B, AF106-A, CD124-A) 3100 ENHANCED BLOCK CONTROL OPTION REFERENCE MANUAL	97402400	A	22	ARH
10293-1/2 (DT194-A, DT196-A) CHANNEL MODIFICATION REF/CE MANUAL	97402000	A	22	ARH
10308-2 (AT292-A, AT293-A) GO MODE/SDL 10309-1 (AT289-A, AT294-A) GO MODE/SDL-AC104 10309-2 (AT289-A, AT295-A) GO MODE/SDL-AC106	60406300	A	22	ARH
10336-1 (1784) REAL TIME CLOCK REF MANUAL 10339-1 (FA103-A) MASS STORAGE CONTROLLER REF INFO (USE 7639-1)	89638800	01	22	LJL
10348-1 (AT311-A) DATA CHANNEL CE INFO (USE AA106-A) REF INFO (USE CYBER 76 REF MANUAL PUBLICATION NO. 60367200)				
10348-2 (AT312-A) DATA CHANNEL CE INFO (USE AA106-A) REF INFO (USE CYBER 76 REF MANUAL PUBLICATION NO. 60367200)				
(THE FOLLOWING MANUALS FOR THE ABOVE PRODUCT ARE AVAILABLE ON A SPECIAL ORDER BASIS IN MAX. QTY OF 2 COPIES.ALLOW AT LEAST 3-4 WEEKS FOR PROCESSING AND DELIVERY.) 10078-A 3306 TO 160/160-A INTERFACE REF/CE	60166500	A	22	
<b>SPECIAL OPTIONS</b>				
60002-A 161-S TYPEWRITER UNIT MANUAL MAPE105	60041500			
60006-A 924 SPEED IMPRV.PKG (MAPE 245)	60102200			
60006-A 924-A SPEED IMPROV PKG(MAPE 245)	60102700			
60007 3637 DRUM CONTROLLER CE DIAGRAMS	60184600			
60008-A 8090 POWER FAILURE INTERRUPT(MAPE345	60120400			
60009-A 3256 ERPOR CHECKING REF/DIAGRAMS MAN	60122800			
60009-A 3256 LINE PRINTER ECHO CHECK C/P-E/S	60142300			
60014-A 165-2 REFERENCE/INSTR(MAPE 112)	60113300			
60014/15-A (MAPE 111/114) CE DIAGRAMS	60097200		34	ARH
60015-A 165-2 REFERENCE/INSTR(MAPE 113)	60113300			
60016-A 160/160-A EXCHANGE UNIT REF. MANUAL	36812800		22	ARH
60016-A 160/160-A CARD PL AND EQ SUMMARY	36812900			
60017-A 603/604/606/607 CHAN SWITCH CONSOLE	60105200			
60018-A 603/604/606/607 CHAN SWITCH CONSOLE	60105200			
60022 DATA CHANNEL CONVERTER				

1.Publication number of literature.  
2.The latest revision level.

3.Indicates number of holes punched in manual for use with hard cover ringed binder.  
4.Price per manual.

TITLE	1	2	3	4
CE MANUAL	60390200			ARH
60026 REFERENCE/CE MANUAL	38705100	D	22	ARH
60028-A/B/C/D/E				
REFERENCE MANUAL	60333700	A	22	ARH
CE MANUAL	60390300	A		ARH
60029 405 CARD READER CONTROLLER REF MANUAL	60333800	A	22	ARH
CE MANUAL	60390400	A	22	ARH
60031 (CE601-A, CF602-A) 45 COLUMN CARD READ MODIFICATION				
60032-A 3604 DIAGRAMS PAGE 186	60042100	AT	34	ARH
60064-A REFERENCE/CE MANUAL	60201300			
60076 CE MANUAL (2321 DATA CELL ADAPTOR FOR 3234 MASS STORAGE SUBSYSTEM)	60197400			
60118 MAGNETIC TAPE TRANSPORT MAINT, DIAGS.	41240200	B	22	
60126 3000/7000 DATA CHANNEL ADAPTER	60296900	A	22	
65005 DATA SET ADAPTER MODULE TESTER REF/ CE MANUAL	41607700	D	22	ARH
65006 (GK111-A) TAPE EXERCISER SPECIAL OPTION 68091 INTRO. OPER. PROG. INSTL. CHKOUT., PRINCIPLES OF OPER., MAINT. DIAGS, W/L EQ SUM. PARTS DATA CE MANUAL	44977000	C	22	
65075 (DC401-A) MASS STORAGE EXTENDER				
65102 ( ) BUS PARITY CHECKING CF INFO (USE AT281-A IN SECTION 1)				
(THE FOLLOWING MANUALS FOR THE ABOVE PRODUCT ARE AVAILABLE ON A SPECIAL ORDER BASIS IN MAX. QTY OF 2 COPIES.ALLOW AT LEAST 3-4 WEEKS FOR PROCESSING AND DELIVERY.)				
60013-A 3200 STORAGE MOD CONNECTOR(MAPE 298)	35076500			
60016-B MAINTENANCE SUPPLEMENT	60196100			
60022 DATA CHANNEL CONVERTER 170 MODIFICATION REFERENCE MANUAL	60334700	A		ARH
1612 MODIFICATION REFERENCE MANUAL	60334800	A		ARH
60028-A/B/C/D/E CE MANUAL	60390300	A		ARH
60029 405 CARD READER CONTROLLER CE MANUAL	60390400	A		ARH
60032-A 3604-A/B BILLABLE TIME METER SUPPL	17632300			
CYBERNET PUBLICATIONS				
6400 KRONOS LIBRARY PROGRAMS	86605900	D	3	CYB
6000 CYBERNET SCOPE 3.3 REFERENCE MANUAL	86618000		3	CYB
6600 SCOPE 3.3 LIBRARY ROUTINES	86607700	A	3	CYB
ADLPIPE-STATIC-THERMAL-DYNAMIC PIPE STRESS ANALYSIS USER INFORMATION MANUAL	86602800	B	3	CYB
AID 6600 LEARNERS GUIDE SURVEY ANALYSIS WITH QA-PAK-CYBERNET SERVICES	86601800		3	CYB
ANSYS EXAMPLES MANUAL	76070900		3	CYB
ANSYS INTRODUCTORY MANUAL	84000900		3	CYB
ANSYS USER INFORMATION MANUAL	86616800	C	3	CYB
APT CYBERNET USER INFORMATION MANUAL	84000500	A	3	CYB

1.Publication number of literature.  
2.The latest revision level.

3.Indicates number of holes punched in manual for use with hard cover ringed binder.  
4.Price per manual.

TITLE	1	2	3	4
APTURN USER INFORMATION MANUAL	84002100		3	CYB
ATHENA - ON-LINE INTERACTIVE RETRIEVAL/ UPDATE LANGUAGE U.I.M.	76071400	A	3	CYB
AUTOFLEX USER INFORMATION MANUAL	84000800		3	CYB
AVAS USER INFORMATION MANUAL	00015100	A	3	CYB
BRIDGE ANALYSIS AND RATING SYSTEM MANUAL	86618500		3	CYB
CYBERNET SERVICES PROGRAM LIBRARY CATALOG	86616900	A	3	CYB
CC-TEGAS3 - TEST GENERATION AND SIMULATION SYSTEM USER INFORMATION MANUAL	76070700	A	3	CYB
CELS USER INFORMATION MANUAL	86612300	B	3	CYB
CELS PROGRAM ABSTRACTS	86612500		3	CYB
CENSTAT-CENSUS STATISTICS-GENERAL INFORM- ATION MANUAL	86603700		3	CYB
CENSTAT TEMPLATE	86613500			CYB
CIVCO USER INFORMATION MANUAL	86603000	B	3	CYB
CONTROL 2000 DEMONSTRATION SCRIPT	84003700		3	CYB
CRYSPEAK-CRYSTALLOGRAPHY PACKAGE USER INFO	86605600	A	3	CYB
CYBER 70/MODEL 76 TERMINAL USERS GUIDE	76072700		3	CYB
CYBERLOAN GENERAL INFORMATION MANUAL	86616100	A	3	CYB
CYBERNET/KRONOS 2.0 TO 2.1 CONVERSION GUIDE	84002600		3	CYB
CYBERNET/KRONOS 2.1 BASIC PROGRAMMING LANGUAGE REFERENCE MANUAL	84001900	A	3	CYB
CYBERNET/KRONOS 2.1 BATCH AND REMOTE BATCH REFERENCE MANUAL	84000600		3	CYB
CYBERNET/KRONOS 2.1 TIME-SHARING FORTRAN REFERENCE MANUAL	84001700	B	3	CYB
CYBERNET/KRONOS COMPILER SUBROUTINE AND SYSTEM UTILITY SUPPLEMENT	84002000	A	3	CYB
CYBERNET/KRONOS PROCEDURE FILES REFERENCE	84001000	A	3	CYB
CYBERNET/KRONOS TIME-SHARING USERS REFERENCE	84001800		3	CYB
CYBERNET/PROSE CALCULUS OPERATIONS MANUAL	84003200	A	3	CYB
CYBERNET/PROSE DEBUGGING OPERATIONS MANUAL	84003100		3	CYB
CYBERNET/PROSE PROCEDURAL OPERATIONS MANUAL	84003000	A	3	CYB
CYBERNET/PROSE SYSTEM GUIDE	84002900	A	3	CYB
DCO/TRANPLAN USER INFORMATION MANUAL	86615700		3	CYB
DD-PLOT USER INFORMATION MANUAL	86618400		3	CYB
DECIDER USER INFORMATION MANUAL	86602900	A	3	CYB
DISSPLA BEGINNERS USER INFORMATION MANUAL	84001200		3	CYB
DISSPLA CYBERNET SUPPLEMENT	84001400		3	CYB
DISSPLA INTERMEDIATE USER INFORMATION MANUAL	84001300		3	CYB
DISSPLA ADVANCED USER INFORMATION MANUAL	84001500		3	CYB
EAC/EASE-ELASTIC ANALYSIS FOR STRUCTURAL ENGINEERING-GENERAL INFORMATION MANUAL	86603100	A	3	CYB
EAC/EASE-ELASTIC ANALYSIS FOR STRUCTURAL ENGINEERING-USER INFORMATION MANUAL	86603200	B	3	CYB
EAC/EASE-ELASTIC ANALYSIS FOR STRUCTURAL ENGINEERING-DATA CARD DIGEST	86603300	A	3	CYB
EAC/EASE-2 USER INFORMATION/THEORETICAL MAN	84002700	A	3	CYB
E/CUBE ENERGY ANALYSIS CYBERNET SERVICE GUIDELINES	86608900	C	3	CYB
EASE ADDENDUM-A-ENGINEERING APPLICATIONS AND PROBLEM SOLUTIONS	86607100		3	CYB
EASE ADDENDUM B - THEORETICAL REFERENCES	86607200		3	CYB

1. Publication number of literature.

2. The latest revision level.

3. Indicates number of holes punched in manual for use with hard cover ringed binder.

4. Price per manual.

TITLE	1	2	3	4
ELECTRICAL ENGINEERING APPLICATION GUIDE	86619700		3	CYB
FAAST USER INFORMATION MANUAL	84009800		3	CYB
FASTIME/LOADFLOW POWER SYSTEM ANALYSIS U.I.M	76071200		3	CYB
FINITE ELEMENT LEARNERS GUIDE	86616600		3	CYB
GENERAL ACCOUNTING APPLICATIONS APRIL MINI-MANUAL	86613800			CYB
GENERAL ACCOUNTING APPLICATIONS GENERAL LEDGER SYSTEMS MINI-MANUAL	86613600			CYB
GENERAL ACCOUNTING APPLICATIONS PAYROLL MINI-MANUAL	86613700			CYB
GENERAL PURPOSE SIMULATION SYSTEM GIM	84003900	A	3	CYB
GENSAP USER INFORMATION MANUAL	86619900	B	3	CYB
GINA-GENERATE INPUT FOR CDC/NASTRAN UIM	84006700		3	CYB
IFMS-INTERACTIVE FINANCIAL MODELING SYST.UIM	76070400		3	CYB
INIS-INTERACTIVE INTERFACE TO SCOPE USERS GUIDE	84002800		3	CYB
KRONOS TIME-SHARING TUTORIAL MANUAL	86615800	C	3	CYB
LOADFLOW-POWER SYSTEM PLANNING PROGRAM USER INFORMATION MANUAL	86604600		3	CYB
MAGEN 6000 USER INFORMATION MANUAL	86604700	A	3	CYB
MARC I SHADOW/SHADE TERMINAL USERS GUIDE	86607800	A	3	CYB
MARC II SHADOW/SHADE TERMINAL USERS GUIDE	86607900		3	CYB
MARC II TERMINAL-EXPORT/IMPORT TERMINAL USER GUIDE OPERATING SYSTEM REFERENCE LIBRARY	86606100	A	3	CYB
MARC-CDC USER INFORMATION MANUAL VOL 1	17309500	F	3	CYB
MARC-CDC USER INFORMATION MANUAL VOL II PROGRAM INPUT	17311600	E	3	CYB
MARC-CDC USER INFORMATION MANUAL VOL III DEMONSTRATION PROBLEMS	17311700	F	3	CYB
MARS VI REFERENCE MANUAL	76070100		3	CXB
MATH PROGRAM GENERAL INFORMATION-CYBERNET SERVICES	86614100		3	CYB
MATH SCIENCE LIBRARY CYBERNET USER GUIDE	86612100		3	CYB
MEDISHARP GENERAL INFORMATION MANUAL	39771300	A	3	CYB
MEDISHARP PATIENT ACCOUNTING	86618900		3	CYB
MITAS USER INFORMATION MANUAL	86615000	A	3	CYB
MRI/STARDYNE-FINITE ELEMENT DEMONSTRATION PROBLEMS	84002500		3	CYB
MRI/STARDYNE-DYNAMIC STRUCTURAL ANALYSIS SYSTEM-USER INFORMATION MANUAL	86603500	D	3	CYB
MRI/STARDYNE THEORHETICAL MANUAL	86616300	A	3	CYB
NAR/SYSCAP-SYSTEM OF CIRCUIT ANALYSIS PROGRAMS-(DOMESTIC) SOLD IN SETS ONLY	86602000			CYB
NAR/SYSCAP-SYSTEM OF CIRCUIT ANALYSIS PROGRAMS-(INTERNATIONAL)SOLD IN SETS ONLY	86602300		3	CYB
NASTRAN APPLICATIONS MANUAL - FRONT MATTER	86616700	K	3	CYB
NASTRAN-NASA STRUCTURAL ANALYSIS BASIC TRAINING MANUAL	86612600	A	3	CYB
NASTRAN-GENERAL INFORMATION MANUAL	86614300	A	3	CYB
NASTRAN-TECHNICAL ARTICLES	86619600		3	CYB
NETFLOW II-NETWORK FLOW ROUTINE U.I.M.	86604900		3	CYB
PQQ/LP-RAPID LINEAR PROGRAMMING SYSTEM USER INFORMATION MANUAL	86604800		3	CYB

1.Publication number of literature.  
2.The latest revision level.

3.Indicates number of holes punched in manual for use with hard-cover ringed binder.  
4.Price per manual.

TITLE	1	2	3	4
PDS/MAGEN - A GENERAL PURPOSE PROBLEM DESCRIPTOR SYSTEM UIM	84009900	A	3	CYB
PERSONNEL DEMO SCRIPT	84003800		3	CYB
PIPEFLEX USER MANUAL SUPP. CYBERNET SERVICE	86615100		3	CYB
PMCS USER INFORMATION MANUAL	86615500	D	3	CYB
PPS IV PROJECT PLANNING SYSTEM GENERAL INFORMATION MANUAL	86608400		3	CYB
PPS IV PROJECT PLANNING SYSTEM USER INFORMATION MANUAL	86608500	A	3	CYB
PIPEFLEX-PIPING FLEXIBILITY ANALYSIS-USER INFORMATION MANUAL	86614200		3	CYB
PIPESD-CYBERNET USER INFORMATION MANUAL	84000100	A	3	CYB
PRICE SCHEDULE FOR CYBERNET SERVICE (FOR CDC USE ONLY)	86608000	C	3	CYB
PISCES IDL MANUAL A USER INFORMATION MANUAL	86617100	B	3	CYB
PISCES IDL MANUAL B USER INFORMATION MANUAL	86617200	A	3	CYB
PISCES IDL MANUAL C USER INFORMATION MANUAL	86617300	B	3	CYB
PISCES IDL MANUAL D USER INFORMATION MANUAL	86617400	A	3	CYB
PISCES 2DL MANUAL A USER INFORMATION MANUAL	86617500	A	3	CYB
PISCES 2DL MANUAL B USER INFORMATION MANUAL	86617600	A	3	CYB
PISCES 2DL MANUAL C USER INFORMATION MANUAL	86617700	B	3	CYB
PISCES GEOMETRIC RATIOS USER INFORMATION MAN	86617900		3	CYB
PI/PLOT-USER INFORMATION MANUAL	86618300		3	CYB
PLOT 10 TERMINAL CONTROL SYSTEM USER INFO	84002400		3	CYB
A PRIMER TO QUESTAIRE AND MARKETING RESEARCH DATA PROCESSING TECHNIQUES	86607500	A	3	CYB
QUESTIONNAIRE ANALYSIS PACKAGE-COMPTRAN LEARNERS GUIDE	86601700		3	CYB
QUESTIONNAIRE ANALYSIS-MARGINAL LEARNERS GUIDE	86601600		3	CYB
QUESTIONNAIRE ANALYSIS PACKAGE-GENERAL INFORMATION MANUAL	86604300	A	3	CYB
QUESTAIRE II GENERAL INFORMATION MANUAL	86604100	A	3	CYB
QUESTAIRE II USERS INFORMATION MANUAL	86604200	C	3	CYB
RISK ANALYSIS USERS INFORMATION MANUAL	86604000	A	3	CYB
SCOPE VERSION 3.3 TO VERSION 3.4 CONVERSION AIDS	84000700		3	CYB
SCPLOT USER INFORMATION MANUAL	84000000		3	CYB
SIMULATORS-1130 (II) SIMULATION OF A MARC II TERMINAL-E/I 200 TERMINAL USER GUIDE	86606200	A	3	CYB
SPECIAL ADDENDUM FOR EASE (ELASTIC ANALYSIS FOR STRUCTURAL ENGINEERING)	86607000		3	CYB
SPSS/ON LINE KRONOS VER2.1 U.I.M.	84009600		3	CYB
SYSCAP TUTORIAL INTRODUCTION GUIDE TO BEGINNER USERS	84000400		3	CYB
SYSCAP II-SYSTEMS OF CIRCUIT ANALYSIS PROGRAMS USER INFORMATION MANUAL	76070600		3	CYB
SYSTEM 2000 LEVEL 2 - A MULTI-PURPOSE DATA MANAGEMENT SYSTEM				
DIAGNOSTIC MESSAGE SUPPLEMENT	76074300		3	CYB
FORTRAN PROCEDURAL LANGUAGE SUPPLEMENT	76074600		3	CYB
IMMEDIATE ACCESS FEATURE SUPPLEMENT	76074400		3	CYB
REPORT WRITER FEATURE SUPPLEMENT	76074700		3	CYB

1. Publication number of literature.

2. The latest revision level.

3. Indicates number of holes punched in manual for use with hard-cover ringed binder.

4. Price per manual.



TITLE	1	2	3	4
USER INFORMATION MANUAL	76074000		3	CYB
TESS USER INFORMATION MANUAL	86615900		3	CYB
TESS GENERAL INFORMATION MANUAL	86618200		3	CYB
TESS-TTY USER INFORMATION MANUAL	84001100		3	CYB
TOTAL-CDC REFERENCE MANUAL	76070300		3	CYB
XEDIT - EXTENDED KRONOS TEXT EDITOR U.I.M.	76071000		3	CYB
*****				
STRU-PAK - STRUCTURAL ANALYSIS PACKAGE				
MASTER INSTRUCTION GUIDE	86608600	C	3	CYB
PROGRAM ABSTRACTS	86608700	B	3	CYB
** USER INFORMATION MANUALS				
CENSECT - PLANAR SECTION PROPERTIES OF ARBITRARY CROSS SECTIONS	86609000		3	CYB
STANSECTP - PLANAR SECTION PROPERTIES OF STANDARD CROSS SECTIONS	86609100		3	CYB
BEAMCOL - BENDING ANALYSIS OF VARIABLE CROSS-SECTION BEAM COLUMNS	86609200	A	3	CYB
STANBEAM - BENDING ANALYSIS OF VARIABLE CROSS-SECTION BEAMS	86609400	A	3	CYB
MULTISPAN - BENDING ANALYSIS OF MULTISPAN BEAMS	86609500		3	CYB
ELASTCOL - ELASTIC STABILITY OF END LOADED COLUMNS	86609300	A	3	CYB
INRING - ELASTIC ANALYSIS OF RINGS WITH INPLANE LOADS	86609600	A	3	CYB
OUTRING - ELASTIC ANALYSIS OF RINGS WITH OUT-OF-PLANE LOADS	86609700		3	CYB
2DGENFRAME - TWO-DIMENSIONAL GENERAL FRAME ANALYSIS PROGRAM	86609800	B	3	CYB
2DFSAP-TWO-DIMENSIONAL STRUCTURAL ANALYSIS PROGRAM	86609900	B	3	CYB
3DFSAP-THREE-DIMENSIONAL STRUCTURAL ANALYSIS PROGRAM	86610000	B	3	CYB
GRIDSAP - GRID STRUCTURAL ANALYSIS PROGRAM	86610100	A	3	CYB
2DTSAP - TWO-DIMENSIONAL TRUSS STRUCTURAL ANALYSIS PROGRAM	86610200	B	3	CYB
3DTSAP -THREE-DIMENSIONAL TRUSS STRUCTURAL ANALYSIS PROGRAM	86610300	B	3	CYB
CIRCPLAT - BENDING ANALYSIS OF CIRCULAR PLATES	86610400	A	3	CYB
HUBFLAGI - DESIGN AND ANALYSIS OF BOLTED FLANGE CONNECTIONS-INTEGRAL TYPE	86610500		3	CYB
STIFSHELL - BUCKLING OF ORTHOTROPIC SHELLS	86610600		3	CYB
CRITSPEED - CRITICAL SPEEDS ANALYSIS OF ROTATING SHAFTS	86610700		3	CYB
2DFMAP - TWO-DIMENSIONAL FRAME MODAL ANALYSIS PROGRAM	86610800	B	3	CYB
3DFMAP - THREE DIMENSIONAL FRAME MODAL ANALYSIS PROGRAM	86610900	C	3	CYB
GRIDMAP - GRID MODAL ANALYSIS PROGRAM	86611000	A	3	CYB

1.Publication number of literature.  
2.The latest revision level.

3.Indicates number of holes punched in manual for use with hard cover ringed binder.  
4.Price per manual.

TITLE	1	2	3	4
2DTMAP - TWO-DIMENSIONAL TRUSS MODAL ANALYSIS PROGRAM	86611100	B	3	CYB
3DTMAP - THREE-DIMENSIONAL TRUSS MODAL ANALYSIS PROGRAM	86611200	B	3	CYB
DYNROSS - DYNAMIC RESPONSE OF SIMPLE SYSTEMS	86611300		3	CYB
SHOCSPEC - SHOCK SPECTRA ANALYSIS OF A SINGLE-DEGREE-OF-FREEDOM SYSTEM	86611400	A	3	CYB
SINSPONS - SINUSOIDAL RESPONSE OF A MULTI-DEGREE-OF-FREEDOM SYSTEM	86611500	A	3	CYB
BELSPRING - DESIGN AND ANALYSIS OF BELLEVILLE SPRINGS	86611600	A	3	CYB
COMSPRING - DESIGN AND ANALYSIS OF HELICAL COMPRESSION SPRINGS	86611700		3	CYB
TESTRAIN - STRAIN GAGE DATA REDUCTION AND ANALYSIS	86611800		3	CYB
TORCELL - TORSIONAL ANALYSIS OF SINGLE CELLAR MULTICELLULAR SECTIONS	86611900		3	CYB
COMPLETE STRU-PAK COLLECTION WITH BINDER AND TABS	86612000		3	CYB
STRU-PAK PROCESSING COSTS MANUAL	86614000		3	CYB
SYSTEM 2000 (LEVEL II) MINI-MANUAL	86615600	B		CYB
TRANPLAN II GENERAL INFORMATION MANUAL	86614400		3	CYB
S-RAY 70-X-RAY SYSTEM OF CRYSTALLOGRAPHIC PROGRAMS USER INFORMATION PROGRAM	86605700		3	CYB
ZIPTRAN USER INFORMATION MANUAL	86614600		3	CYB
LIBRARY OF MATH SUBPROGRAMS - USER INFORMATION MANUAL	86614900	A	3	CYB
*****				
SYSTEMS PROFESSIONAL PACKAGE				
COMPLETE SYSTEMS PROFESSIONAL PACKAGE (INCLUDING BINDER AND TABS)	84006800		3	CYB
*** USERS GUIDES				
SYSTEMS PROFESSIONAL MASTER USER INFORMATION AND OPERATIONAL INSTRUCTIONS USERS GUIDE	84006900		3	CYB
CONCRETE COLUMN ULTIMATE STRENGTH DESIGN	84007000		3	CYB
NON-PRISMATIC CONTINUOUS BEAM DESIGN SERIES	84007100		3	CYB
RETAINING WALL DESIGN WORKING STRENGTH	84007200		3	CYB
PRISMATIC CONTINUOUS BEAM DESIGN SERIES	84007300		3	CYB
PRESTRESSED CONCRETE BEAM DESIGN SERIES	84007400		3	CYB
FLAT PLATE AND FRAME ANALYSIS AND DESIGN	84007500		3	CYB
FOOTING DESIGN SERIES-RECTANGULAR OR COMBINED FOOTING DESIGN	84007600		3	CYB
STEEL COLUMN INVESTIGATION AND DESIGN	84007700		3	CYB
STEEL BEAM INVESTIGATION AND DESIGN SERIES	84007800		3	CYB
COMPOSITE STEEL BEAM INVESTIGATION AND D.S.	84007900		3	CYB
COLUMN BASE PLATE DESIGN	84008000		3	CYB
WELDED STEEL GIRDER INVESTIGATION AND DESIGN	84008100		3	CYB
MASONRY, BLOCK OR CONCRETE SHEAR WALL AND PEIR DESIGN	84008200		3	CYB

1. Publication number of literature.

2. The latest revision level.

3. Indicates number of holes punched in manual for use with hard cover ringed binder.

4. Price per manual.

TITLE	1	2	3	4
MASONRY, BLOCK OR CONCRETE BEARING WALL DESIGN	84008300		3	CYB
SAWN TIMBER BEAM DESIGN	84008400		3	CYB
GLU-LAM TIMBER BEAM DESIGN	84008500		3	CYB
REGULAR RIGID FRAME ANALYSIS	84008600		3	CYB
SHEAR WALL-FRAME INTERACTION ANALYSIS	84008700		3	CYB
MULTI-STORY COLUMN LOAD TAKE-OFF TABULATION	84008800		3	CYB
SPSTRESS-GENERAL STRUCTURAL SYSTEMS ANALYSIS	84008900		3	CYB
SIMPLE SPAN BEAM ANALYSIS OPTIONAL CANTILEVER	84009000		3	CYB
MULTI-STORY WIND OR EARTHQUAKE ROTATIONAL ANALYSIS	84009100		3	CYB
SMALL RIGID FRAME ANALYSIS	84009200		3	CYB
DETERMINE TRUSS ANALYSIS	84009300		3	CYB
THE TWO ITEMS BELOW ARE NOT INCLUDED IN THE COMPLETE PACKAGE AND MUST BE ORDERED SEPTLY				
MODIFIED PCA FLAT PLATE, FLAT SLAB, WAFFLE SLAB AND FRAME ANALYSIS AND DESIGN USERS GUIDE	84009400		3	CYB
SYSTEMS PROFESSIONAL PROGRAMS COST GUIDE USER COST GUIDE	76070800		3	CYB
*****				
LEAHS PRODUCT DESCRIPTION MANUALS				
LEAHS PHASE III OVERVIEW	84004300		3	CYB
PWR SEQUENCE OVERVIEW	84004000		3	CYB
BWR SEQUENCE OVERVIEW	84004200		3	CYB
PWR BENCHMARKING	84005800		3	CYB
LEAHS INDIVIDUAL CODE MANUALS				
CHEETAH-P	84004100		3	CYB
NAIHYDRO-B	84004400		3	CYB
NAIHYDRO-P	84004500		3	CYB
FIT	84004600		3	CYB
SHUFFLE	84004700		3	CYB
INTREGAL	84004800		3	CYB
EDIT-C	84004900		3	CYB
EXPAND	84005000		3	CYB
PUNCHER-P	84005100		3	CYB
PDQ7LEAHS	84005200		3	CYB
MODEL	84005300		3	CYB
CORC-BLADE	84005400		3	CYB
NAILASER	84005500		3	CYB
CORC-PIN	84005600		3	CYB
NAI3D-P	84005700		3	CYB
PUNCHER-R	84005900		3	CYB
PREFIT	84006000		3	CYB
CHEETAH-B	84006200		3	CYB
NAI3D-B	84006300		3	CYB

1. Publication number of literature.  
2. The latest revision level.

3. Indicates number of holes punched in manual for use with hard cover ringed binder.  
4. Price per manual.

TITLE	1	2	3	4
***** CYBERNET SERVICES BINDERS				
1 INCH,3 RING,CYBERNET,LIGHT BLUE BINDER	60089100		3	CYB
1 1/2 INCH,3 RING,CYBERNET,LIGHT BLUE BINDER	60089200		3	CYB
2 INCH,3 RING,CYBERNET,LIGHT BLUE BINDER	60089300		3	CYB
4 INCH,NYLON POST,RED,SYSTEMS PROFESSIONAL BINDER	60089400		2P	CYB
CORPORATE STANDARDS AVAILABLE THROUGH LDS				
COMPLETE SET OF CDC STANDARDS (WITH BINDER)	1.00.000			STD
CONFIGURATION MANAGEMENT STANDARDS	1.01.000	D		STD
GLOSSARY OF TECHNICAL TERMS	1.01.006			STD
SOFTWARE CONFIGURATION MANAGEMENT STANDARDS	1.01.100	A		STD
COMPONENT CONTROL STANDARDS	1.03.000	C		STD
SPECIFICATIONS FOR FINISHING VENDOR ENVIRONMENTAL DESIGN STANDARDS	1.03.100	C		STD
FACILITY NOISE	1.05.001	A		STD
USE AND DISPOSAL OF CAPACITORS CONTAINING PCB	1.05.002	A		STD
HARDWARE AND SOFTWARE SYSTEMS STANDARDS	1.10.000	D		STD
MODE 4C DATA COMMUNICATION CONTROL PROCEDURE	1.10.020	A		STD
MECHANICAL DESIGN STANDARDS	1.20.000	B		STD
ELECTRICAL DESIGN STANDARDS	1.30.000	C		STD
ELECTROMAGNETIC COMPATIBILITY DESIGN GUIDE	1.30.020	A		STD
COMPUTER GROUNDING THEORY DESIGN GUIDE	1.30.021	A		STD
DIGITAL COMPUTER SYSTEM GROUNDING	1.30.023	B		STD
COMPLETE DRAFTING MANUAL	1.40.000			STD
MECHANICAL DRAFTING STANDARDS	1.41.000	E		STD
ELECTRICAL DRAFTING STANDARDS	1.41.100	D		STD
LOGIC SYMBOLS/LOGIC DIAGRAMS	1.41.104	C		STD
FORM-2 DRAFTING PRACTICES	1.45.000	B		STD
HARDWARE AND SOFTWARE PRODUCT SUPPORT MANUAL STANDARDS	1.50.000	C		STD
PRODUCT SUPPORT MANUAL FORMAT AND STYLE GDE	1.55.001	A		STD
GENERAL MANUFACTURING STANDARDS	1.60.000	B		STD
HANDLING AND PACKAGING REQUIREMENTS FOR ELECTROSTATIC SENSITIVE DEVICES	1.60.010	A		STD
PERFORMING SOLDERABILITY TESTING	1.75.003	B		STD
PROGRAMMING STANDARDS	1.80.000	C		STD
VOL 1 - GENERAL WORKSHOP REQUIREMENTS	10120300	D		STD
VOL 2 - MECHANICAL AND ELECTRICAL ASSEMBLY REQUIREMENTS	10120300	D		STD
VOL 3 - SUPPLIER PACKAGING AND MATERIAL HANDLING SPECIFICATIONS	10120300	C		STD
CABINET DESIGN GUIDE	15000400	B		STD
PARTS AND APPLICATIONS DATA	15004400	E		STD
SET OF SYMBOLS DIGITAL LOGIC (INCLUDES MICROCIRCUITS - CPL)	15006100	C		STD
TECHNICAL SERVICES	15007700	A		STD
THE MANAGERS GUIDE TO STANDARDS	15007800	A		STD

1.Publication number of literature.

2.The latest revision level.

3.Indicates number of holes punched in manual for use with hard cover ringed binder.

4.Price per manual.

TITLE	1	2	3	4
PROPOSAL MATERIAL (FOR CDC USE ONLY)				
9# BY 11# PROPOSAL COVERS WITH STANDARD CDC LOGO ON FRONT AND BACK	20009000			
8-1/2# BY 11# PROPOSAL COVERS WITH THE STANDARD CDC LOGO ON FRONT AND BACK	20009100			
1/8# WHITE SLIP SPINES TO BE USED WITH 8-1/2 BY 11 PROPOSAL COVERS	20009200			
1/4# WHITE SLIP SPINES TO BE USED WITH 8-1/2 BY 11 PROPOSAL COVERS	20009300			
PROPOSAL TEXTED STOCK - RHODODENDROM (OFF-WHITE) 8 1/2 BY 11, LOGO IN UPPER RIGHT, ORDER IN REAMS 1500 PER REAM)	20046900			
STANDARD PROPOSAL TABS - IN SETS OF 10 1. EXECUTIVE SUMMARY 2. PROPOSED SOLUTION 3. EXPERIENCE AND SUPPORT 4. PRICING AND CONTRACTS APPENDICES	20047000			
FOR FURTHER INFO, SEE BACK PAGE OF THE LDS FORMS CATALOG				
BROCHURES				
358 SERIES TRANSCEIVER	20054800			ADV
469 COMPUTER AND SUPPORT EQUIPMENT	20093200			ADV
580 TRAIN PRINTER SUBSYSTEM BROCHURE	20107800			ADV
667/669 MAG TAPE TRANSPORTS AND CONTROLLERS	20092600	A		ADV
713 CRT DISPLAY - YOUR KEY TO COMPT DIALOG	20032700			ADV
777-1 GRAPHICS TERMINAL	20090400	A		ADV
777-1 PRODUCT ANNOUNCEMENT	20092500			ADV
911 CREDIT CARD IMPRINTER BROCHURE	20096700			ADV
1500 SERIES PERIPHERALS	20091300			ADV
2550 HOST COMM PROCESSOR	20103800			ADV
1700 APPLICATION BROCHURE	20022100	A		ADV
1700 ELECTROCARDIOGRAM ANALYSIS SYSTEM	10050800			ADV
1700 MEDISCOPE MEDICAL INFORMATION AND COMMUNICATIONS SYSTEM	10054400	A		ADV
3000 COMPUTER SYSTEMS	20123300			ADV
3000 SERIES APPLICATIONS GUIDE BROCHURE	20032200	A		ADV
3100 AND 3200 COMPUTER SYSTEMS BROCHURE	20079900			ADV
3170/3300/3500 GRAPHICS SYSTEM	10065700	A		ADV
5100 COMPUTER SYSTEM BROCHURE	10095600			ADV
5400 B COMPLETE MINIATURIZED COMPUTING SYSTEM FOR EXTREME ENVIRONMENT	10091700			ADV
6000 TELEMETRY SYSTEM FOR VEHICLE TESTING DYNAMICALLY	20013700			ADV
9226-28-30 CARD READER PRODUCT PROFILE	20097800			ADV

1. Publication number of literature.  
2. The latest revision level.

3. Indicates number of holes punched in manual for use with hard cover ringed binder.  
4. Price per manual.

TITLE	1	2	3	4
93XX PRINTERS BROCHURE	20101700			ADV
9316 OEM IMPACT-MATRIX PRINTER	20108300			ADV
9320 PRINTER	20084800			ADV
9370 TRAIN PRINTER SERIES	20084700			ADV
9400 FLEXIBLE DISK DRIVE	20106100			ADV
9427-H CARTRIDGE DISK DRIVES	20106000			ADV
23000 CORE MEMORY SYSTEMS-HERES HELP FOR YOUR IBM SYSTEM/360	20052200	A		ADV
23142 MULTIPLE DISK SYSTEM BROCHURE	20039300	A		ADV
33100 SERIES MEMORY	20075000	A		ADV
33159 PROCESSOR SPEED-UP	20113900			ADV
33301 TO ADD-REPLACE OR SUPPLEMENT A DISK SYBSYSTEM BROCHURE	20060200	B		ADV
38031/34201 MAGNETIC TAPE SYSTEM BROCHURE	20085300	A		ADV
92000 MAGNETIC TAPE PRODUCT FILE BROCHURE	20097700			ADV
92200 MAGNETIC TAPE PRODUCT FILE BROCHURE	20097600			ADV
MISCELLANEOUS BROCHURES				
1974 CCC ANNUAL REPORT	20120300			
1974 CDC ANNUAL REPORT	20122500			
1974 THIRD QUARTER REPORT	20116800			ADV
1974 SECOND QUARTER REPORT	20114300			ADV
1974 FIRST QUARTER REPORT	20110700			ADV
1973 ANNUAL REPORT	20107900			ADV
1972 ANNUAL REPORT	20073000			ADV
1972 COMMERCIAL CREDIT ANNUAL REPORT	00015500			ADV
A COMPUTER GOES TO VOLKSWAGEN	60416600			ADV
ACOUSTICAL ANALYSIS CONSULTING SERVICES	20097400			ADV
ALPHA - A NEW SENSOR DATA PROCESSING COMP SYSTEM	10066500			ADV
AN/TYC-5 DATA COMMUNICATIONS TERMINAL APPLICATION AND PROFESSIONAL SERVICES	20086200			ADV
AVAS-AUTOMATED VEHICLH ANALYSIS SERVICE	20108100			ADV
	20103000			ADV
BANKING SYSTEMS BROCHURE	20050800			ADV
BRIDGE ANALYSIS AND RATING SYSTEM	20063600			ADV
BROWNOUT - WHAT TO DO BEFORE THE POWER GOES	20059400			ADV
BUSINESS PRODUCTS-LEADERS IN THEIR FIELD	20109100			ADV
CARBINE BROCHURE	10078800			ADV
CDC - TWIN CITY MAP	20102900			ADV
CE SALES CED SERVICE DIRECTORY	20049800			ADV
CE SERVICE COMPUTER MAINTENANCE - WE THINK YOU SHOULD HAVE A CHOICE	20057400			ADV
CENTER FOR GEOPHYSICAL DATA PROCESSING	10037500			ADV
CERTIFIED MAGNETIC TAPE	10050900	A		ADV
COMMAND CONTROL BROCHURE	10083400			ADV
COMPLETE MANAGEMENT INFORMATION PROGRAM	20031100	C		ADV
COMPUTER NETWORKS IN EDUCATION BROCHURE	20083000			ADV
COMPUTER SITE ENVIRONMENTAL MAINT. PROG.	20110800			ADV
COMPUTERS AND PROFITS (AN EXECUTIVE SEMINAR)	10045200			ADV
COMPUTERS IN EDUCATION	20114000	A		ADV

1. Publication number of literature.

2. The latest revision level.

3. Indicates number of holes punched in manual for use with hard cover ringed binder.

4. Price per manual.

TITLE	1	2	3	4
COMPUTER POWER SURVEY BROCHURE	20083400			ADV
CONSULTING SERVICES IN STRUCTURAL ENG.	20074800	A		ADV
CONSULTING SERVICE FOR DATA COMMUNICATIONS	20071500	B		ADV
CONTROL DATA ADVANCED ALPHA COMPUTER FAMILY	10064400	B		ADV
CONTROL DATA COMPUTERS IN EDUCATION	20114000			ADV
CONTROL DATA DISK PACKS	10091500	C		ADV
CONTROL DATA - THE WORLD LEADER IN OEM	20015700	B		ADV
COMPUTER EQUIPMENT				
CONTROL DATA TRAFIC SYSTEM	20117600			ADV
CORPORATE FOLDER	20025200			ADV
CYBERDATA KEY ENTRY SYSTEM	20109600			ADV
CYBERNET APPLICATIONS OVERVIEW	20075500	B		ADV
CYBERNET TIME-SHARING SERVICE THE EXCEPTIONAL ALTERNATIVE	20051300			ADV
CYBERNET SERVICES - MAP (2/75)	20059700	D		ADV
CYBERNET NEWSLETTER REPLY CARDS	20059600	A		CBY
CYBERNETO SERVICES	20105400	A		ADV
CYBERNETO SPOTLIGHT OVERVIEW	20118800			ADV
CYBER 70 SERIES COMPUTER SYSTEMS APPLICATION GUIDE	20046400			ADV
CYBER 170/ EARMARKED FOR USE	20099800			ADV
CYBER 170 PERIPHERAL ADVANTAGES	20099900			ADV
CYBER 170 POWER SOURCE PROTECTION	20105800			ADV
CYBER 170 PRODUCT DESCRIPTION	20100000			ADV
CYBER 170 PRODUCTS OF EXPERIENCE	20097700			ADV
CYBER 1000 APPLICATION GUIDE BROCHURE	20071800			ADV
CYBER 1000 DATA COMMUNICATION SYSTEM	20064000			ADV
DIAL-A-BYTE	20110000			ADV
DIGITAL IMAGE CORRELATION BROCHURE	20066400			ADV
DIGITAL IMAGE CORRELATION CAPABILITIES BROC.	20095100			ADV
DIGITAL IMAGE CORRELATION SIDE LOOKING RADAR	20066200			ADV
DIRECT DATA ENTRY BROCHURE	20092700			ADV
EARLY DETECTION OF LUNG CANCER BROCHURE FOLD	20068800	A		ADV
EDP INDUSTRY REPORT 7-23-74	20115700			ADV
EDUCATION SERVICES CDI	20107700			ADV
EMPLOYEE SERVICE AWARD PROGRAM BROCHURE	20099600			ADV
ENGINEERING/MANAGEMENT OPERATIONS FROM YOUR GENERAL STORE OF COMPUTER PRODUCTS, SERVICE	20058300			ADV
ENGINEERING SERVICES	20117600			ADV
EXCEPTIONAL ALTERNATIVE BROCHURE	20051300	B		ADV
FAST-TIME/LOAD FLOW	20118600			ADV
FISL - CDI ANSWERS THE 15 ASKED QUESTIONS ABOUT FEDERAL LOANS	20026800	A		ADV
FOUR QUICK STEPS-MAGNETIC TAPE MAINTENANCE	10016200			ADV
HYDROSPACE	10035300			ADV
INTERACTIVE TERMINAL FAMILY BROCHURE	20072300			ADV
KEYS TO AN EFFECTIVE EMPLOYMENT INTERVIEW	10066800			ADV
KRONOS - THE MULTI-MODE OPERATING SYSTEM	20091400			ADV

1. Publication number of literature.  
2. The latest revision level.

3. Indicates number of holes punched in manual for use with hard cover ringed binder.  
4. Price per manual.

TITLE	1	2	3	4
KRONOS 2.1 PRODUCT HANDBOOK	20094600			ADV
MAINTENANCE FOR PROFIT AMERICAN AIRLINES	10069900			ADV
MAN THE OTHER MACHINE	20024000			
MANAGEMENT BY OBJECTIVES (NO ORGANIZATION ID	20118100			ADV
MARKETING TRAINING BROCHURE	10079100			ADV
CONTROL DATA MARS III SYSTEM	10065600			ADV
MARS III TECHNICAL SUMMARY BROCHURE	10088800			ADV
MARS III BROCHURE	20007100	B		ADV
MBO CORPORATE STAFF	20118000			ADV
MBO MARKETING COMPANY	20117900			ADV
MBO SYSTEMS AND SERVICES COMPANY	20117800			ADV
MEDICAL SYSTEMS BROCHURE	20110200			ADV
MEDLAB PATHLAB	20114100			ADV
MESSAGE ENTRY SYSTEM	10036900	B		ADV
MODEL 76 COMPUTER SYSTEM	20075600			ADV
NETWORK COMMUNICATIONS SYSTEMS	20103300	A		ADV
NETWORK HANDBOOK	20105500	A		ADV
OCR FOLDER	10066300	A		ADV
OCR RESOURCEFULNESS AT MCDONNELL DOUGLAS	10080800			ADV
OEM FOLDER	20083600			ADV
OMEGA-THE LANGUAGE OF LEASING	20114800			ADV
OMEGA-WHERE MONEY COUNTS	20109700			ADV
OMEGA-THE LAST WORD IN COMPUTER FINANCING	20109800			ADV
OPTICAL SCANNING FORMS FOLDER	10098300			ADV
OPERATIONS REVIEW FOR THE MANUFACTURING	20047800			ADV
INDUSTRY FROM YOUR GENERAL STORE OF				
COMPUTER PRODUCTS AND SERVICES BROCHURE				
PARI-MUTUEL BETTING SYSTEMS	10080300			ADV
PARTS SUPPORT FOR THE OEM CUSTOMER	20110100			ADV
PERIPHERAL PRODUCTS FOLDER	20083700			ADV
PERIPHERAL PRODUCTS CATALOG	20083800	A		ADV
PETROLEUM AND CHEMICAL INDUSTRIES APP.	20109500			ADV
POLARIS-A COMPUTER APPLICATION REPORT	10012900			ADV
POWER PROTECTION BROCHURE	20088500			ADV
POWER UTILITY INDUSTRY CONSULTING SERVICES	20048600			ADV
PROFITS ON-LINE REAL-TIME SYSTEM TO INCREASE	20038700			ADV
THE PRODUCTIVITY OF YOUR PLANT				
PROFESSIONAL SERVICES DIVISION MEISCON	20023900			ADV
REAL-TIME PRODUCTION INFORMATION AT MARTIN	10044400			ADV
MARIETTA				
REPORT ON SOCIAL RESPONSIBILITY	20067200	A		ADV
SERVICES TO DATA PROCESSING FROM YOUR	20046800			ADV
GENERAL STORE OF COMPUTER PRODUCTS, SERVICE				
SERVICES TO MEDICINE AND THE HEALTH CARE	20048900			ADV
INDUSTRY FROM YOUR GENERAL STORE OF COMPUTR				
PRODUCTS AND SERVICES				
SHARP SYSTEM BROCHURE	20006400			ADV

1. Publication number of literature.

2. The latest revision level.

3. Indicates number of holes punched in manual for use with hard cover ringed binder.

4. Price per manual.



TITLE	1	2	3	4
DOLLAR INVESTED				
STRUCTURAL ANALYSIS CONSULTING SERVICES FROM YOUR GENERAL STORE OF COMPUTER PRODUCTS AND SERVICES	20057900	A		ADV
SYSTEM 17 PRODUCT DESCRIPTION BROCHURE	20082800			ADV
SYSTEM 17 SALES HANDBOOK	20088300			ADV
SYSTEM 17 SERIES APPLICATION GUIDE	20088400			ADV
SYSTEM 17 SERIES BROCHURE	20082600			ADV
SYSTEM 2000 GENERAL-PURPOSE DATA BASE MGMT	20108400	A		ADV
TASK FORCE CENTER (GSD BROCHURE)	10023000			ADV
TEN YEAR FINANCIAL HISTORY	20111100			ADV
TOTAL SERVICES MANAGEMENT SYSTEM	20108200	A		ADV
TRANSPORTABLE TACTICAL DATA SYSTEMS FROM CONTROL DATA CORPORATION	10038700			ADV
YOUR NEW AND BETTER APPROACH TO MONOLITHIC MAIN MEMORY	20075000			ADV
APPLICATION REPORTS				
AT KAMAN SCIENCES CORPORATION SECOND CDC 6400 INSTALLED FOR BUSINESS DATA	20051400			ADV
AT LEE WAY MOTOR FREIGHT	20106300			ADV
AT NORTHERN STATES POWER CDC COMPUTERS HELP CONSERVE ELECTRIC POWER	20081600			ADV
AT REGION IV CENTRAL COMPUTER FACILITY SERVES 700 SCHOOLS	20073600			ADV
AT UNIVERSITY OF COLORADO GRAPHICS SOFTWARE LINKS MAN AND COMPUTER	20041600			ADV
AT THE UNIVERSITY OF TEXAS	20094200			ADV
FOR U.S. ARMY-PACIFIC CDC SYSTEMS AUTOMATE MESSAGE ADMINISTRATION	20069500			ADV
COMPUTERS MANAGE MATERIALS FOR U.S. ARMY	20114400			ADV
CYBER 170 APPLICATION GUIDE	20088600			ADV
RAMSEY COUNTY SAVES	20113000			ADV
REGIONAL NETWORK SERVES MULTI-LEVELS OF EDUCATION	20106900			ADV
PRODUCT DATA SHEETS				
ADLPIPE - PIPE STRESS ANALYSIS - CYBERNET	20056700	B		ADV
ADVANCED MICROPROGRAMMABLE PROCESSOR D.S.	20109000			ADV
ALVIN JUNIOR COLLEGE	20083200			ADV
A NATIONWIDE DATA PROCESSING NETWORK CYBERNT	10093500	D		ADV
APPLICATIONS PROGRAMS.COMPREHENSIVE, COST EFFECTIVE, CURRENT	20065700	A		ADV
ANSYS- ENGINEERING ANALYSTS SYSTEM	20070300	A		ADV
APEX MATHEMATICAL PROGRAMMING SYSTEM	20062400			ADV
APEX I LINEAR PROGRAMMING SYSTEM	20066600	A		ADV
APL - A PROGRAMMED LANGUAGE	20082000			ADV
AVAS-AUTOMATED VEHICLE ANALYSIS SERVICE	20104000			ADV
BRIDGE ANALYSIS AND RATING SYSTEM	20070200	B		ADV

1.Publication number of literature.  
2.The latest revision level.

3.Indicates number of holes punched in manual for use with hard cover ringed binder.  
4.Price per manual.

TITLE	1	2	3	4
BROWNOUT PACKAGE	20063400			ADV
C-600 TRG SERIES DATA SHEET	20099300			ADV
C-610 TRG SERIES DATA SHEET	20099500			ADV
C-620 TRG SERIES DATA SHEET	20099400			ADV
C-700 TRG SERIES DATA SHEET	20102300			ADV
C-710 TRG SERIES DATA SHEET	20099200			ADV
C-720 TRG SERIES DATA SHEET	20102200			ADV
C-800 TRG SERIES VARACTORS	20099100			ADV
C-820 TRG SERIES DIODES	20098900			ADV
C-900 TRG SERIES DATA SHEET	20102100			ADV
C-920 TRG SERIES DATA SHEET	20101900			ADV
C-1010 TRG SERIES DATA SHEET	20101800			ADV
CDC NETWORK CONSULTING SERVICES DATA SHEET	20110600			ADV
CENSTAT - COMPREHENSIVE PROCESSING 1970 CENSUS DATE	20030100	A		ADV
CERTIFIED 1/2 IN MAG TAPE(556/800BPI,3200FC)	10043900	C		ADV
CYBERDATA INSURANCE	20111800			ADV
CYBERDATA KEY ENTRY SYSTEM	20108800			ADV
CYBERLINK TIME-SHARING/REMOTE BATCH ITRCHNGE	20102400	A		ADV
CYBERLOAN SERVICE - AN AUTOMATED LOAN AND SALES FINANCING SYSTEM	20059500			ADV
CYBERNET - CYBER 76 SERVICE	20118200			ADV
CYBERNETO IFMS	20120400			ADV
CYBERNET SERVICE - APEC BUILDING DESIGN PROGRAMS DATA SHEET	20104700	A		ADV
CYBERNET SERVICE - APEX III MATH. PROG. SYST	20122800			ADV
CYBERNET SERVICE - APTURN DATA SHEET	20111400			ADV
CYBERNET SERVICE - AUTOFLEX PIPING FLEXIBL- ITY AND ANALYSIS	20097300			ADV
CYBERNET SERVICE - CCTEGAS-3	20122400			ADV
CYBERNET SERVICES - F CURE DATA SHEET	20105100			ADV
CYBERNET SERVICE - FAAST	20122300			ADV
CYBERNET SERVICE - GPSS V/6000	20122700			ADV
CYBERNET SERVICE - IS/ATHENA	20118700			ADV
CYBERNET SERVICE - PIPEFLEX - PIPING FLEXIBILITY ANALYSIS	20057100	A		ADV
CYBERNET SERVICE - CELS-CIVIL ENGINEERING AND LAND SURVEYING APPLICATTONS	20050100	B		ADV
CYBERNET SERVICE - CSM/O/P DATA SHEET	20094000			ADV
CYBERNET SERVICE - FAC/EASE 2 DATA SHEET	20111300			ADV
CYBERNET SERVICES - HDR/COMPOSE-IWPS	20111500			ADV
CYBERNET SERVICE I/CAP INTER ACTIVE CIRCUIT ANALYSIS PROGRAM	20050200	A		ADV
CYBERNET SERVICE - I/LOGIC ANALYSIS PROGRAM	20093900			ADV
CYBERNET SERVICE I/TRAC - INTERACTIVE/ TRANSIENT RADIATION ANALYSIS BY COMPUTER	20054000			ADV
CYBERNET SERVICES - LEAHS DATA SHEET	20104300	A		ADV
CYBERNET SERVICES - MRI STARDYNE	10067500	B		ADV
CYBERNET SERVICES - NETFLOW II ROUTING D.S.	20105300			ADV
CYBERNET SERVICE PRICE SCHEDULE	20091100	A		ADV
CYBERNET SERVICE - PLOT-10 INTERACTIVE GRAPHICS PACKAGE	20089000			ADV
CYBERNET SERVICES - SPSS- STATISTICAL	20110300			ADV

1. Publication number of literature.

2. The latest revision level.

3. Indicates number of holes punched in manual for use with hard cover ringed binder.

4. Price per manual.

TITLE	1	2	3	4
PACKAGE FOR THE SOCIAL SCIENCES				ADV
CYBERNETO SIMIS ADV SYST SIMM PROG LANG	20111200			ADV
CYBERNETO SYSTEMS PROFESSIONAL-COMP-AIDED DESIGN LAB.	20115800			ADV
CYBERNET TERMINAL INFORMATION	20061000	C		ADV
CYBER 70 SERIES DISTRIBUTIVE DATA PATH	20040000			ADV
CYBER 70 SCOPE 2 OPERATING SYSTEM - CYBER 70 SERIES/MODEL 76	20033600			ADV
CYBER 70 SCOPE OPERATING SYSTEM MODELS 72, 73,74	20033700	A		ADV
CYBER 70 SERIES MODEL 72 COMPUTING SYSTEM	20032900			ADV
CYBER 70 SERIES MODEL 73 COMPUTING SYSTEM	20033000			ADV
CYBER 70 SERIES MODEL 74 COMPUTING SYSTEM	20033100			ADV
CYBER 70 SERIES MODEL 76 COMPUTING SYSTEM	20033200			ADV
CYBER 70 SERIES EXTENDED CORE STORAGE	20033300			ADV
CYBER 76 SERVICE PRICE SCHEDULE	20119300			ADV
CYBER 170 ALGOL 4.0	20103600	A		ADV
CYBER 170 APL 1.0	20103700			ADV
CYBER 170 COBOL 4.0	20103500	A		ADV
CYBER 170 FORTRAN COMPILER	20100900			ADV
CYBER 170 MODEL 172	20100200			ADV
CYBER 170 MODEL 173	20100300			ADV
CYBER 170 MODEL 174	20100400	A		ADV
CYBER 170 MODEL 175	20100500			ADV
CYBER 170 OPERATING SYSTEM	20103900			ADV
CYBER 170 SORT MERGE	20103400			ADV
CYBER 170 2550-1 HOST COMM PROC	20107500	A		ADV
CYBER 170 2550-2 HOST COMM PROC	20107400	A		ADV
CYBER 170 2552-1 HOST COMM PROC	20107300			ADV
CYBER 170 2560/2561 COMM LINE ADAPTERS	20107200	A		ADV
CYBER 170 2562 TRUNK LINE ADAPTER	20107100	A		ADV
CYBER 1000 DISK PACK STORAGE SUBSYSTEM	20064600			ADV
CYBER 1000 SYSTEM LOCAL INTERFACE SUBSYSTEM	20064900			ADV
DATA MASS STORAGE SYSTEM FOR IBM 370	20119800			ADV
DCO/TRANPLAN	20087000			ADV
DECIDER SYSTEM COMPUTERIZED DESIGN ASSISTANC	20056900			ADV
DISPLAY OPERATOR COMMUNICATIONS	20081900			ADV
DISSPLA-COMPREHENSIVE GRAPHIC SYSTEM	20098700	A		ADV
EAS 1001 SEISCAN DELTA LTD., CALGARY ALBERTA	20069400			ADV
EAS-1003 GEODIGIT CALGARY, ALBERTA	20075400			ADV
EAS-2004 POWER LINE MONITOR	20075300			ADV
EAC/EASE - ELASTIC ANALYSIS STRUCTURAL ENG	20072200	B		ADV
ENGINEERING AND ARCH SERVICES	20091000			ADV
ENPAL SOFTWARE LIBRARY	20037600			ADV
FLEXIBLE DIGITAL TERMINAL DATA SHEET	20097200			ADV
GRAPHICALLY ORIENTED DESIGN + ANALYSIS SYST.	20118300			ADV
ISP 00001 SUPPORT PACKAGE	20124600			ADV
ISP 00002 SUPPORT PACKAGE	20125200			ADV
ISP 00004 SUPPORT PACKAGE	20125000			ADV
ISP 00005 SUPPORT PACKAGE	20124700			ADV
ISP 00006 SUPPORT PACKAGE	20124900			ADV
ISP 20001 SUPPORT PACKAGE	20125100			ADV
ISP 20002 SUPPORT PACKAGE	20124800			ADV

1. Publication number of literature.  
2. The latest revision level.

3. Indicates number of holes punched in manual for use with hard cover ringed binder.  
4. Price per manual.

TITLE	1	2	3	4
KRONOS 2.1	20082100			ADV
KYSOR OF BYRON DIVISION OF KYSOR IND. CORP.	20083300			ADV
LINKED INDEX SEQUENTIAL ACCESS PROGRAM(LISA)	10090300			ADV
MARC-CDC NON-LINEAR FINITE ELEMENT PROGRAM	20054300	B		ADV
MASS STORAGE OPERATING SYSTEM (MSOS)	10032200	B		ADV
MASS STORAGE TAPE CARTRIDGE	20119900			ADV
MASTER OPERATING SYSTEM	10035700	D		ADV
MATH/SCIENCE LIBRARY OF COMPUTER ROUTINES	20037700			ADV
MERCHANT SOFTWARE DATA SHEET	10040200	A		ADV
MILITARY DISK STORAGE UNIT	20063100	B		ADV
MITAS-MARTIN MARIETTA THERMAL ANALYZER SYS	20053800	A		ADV
MPP/CONTROLLER FOR 9760 STORAGE MODULE DRIVE	20116700			ADV
MULTIPLE ACCESS RETRIEVAL SYSTEM	10074100	B		ADV
MULTIPARTITION MSOS 5 MASS STOR OPER SYSTEM	20087100	A		ADV
MU-602 (V) UYK EXTENDED CORE MEMORY UNIT	20117400			ADV
CDC NASTRAN DATA SHEET	20052000	C		ADV
NAR/SYSCAP II - SYSTEM OF CIRCUIT ANALYSIS PROGRAMS	20057200	B		ADV
NUCLEAR ANALYSIS CAPABILITIES	20056800	A		ADV
OCR OPTIONS DATA SHEET	20091200			ADV
OCR TACTICAL PAGE READER	20109200			ADV
OMEGA LEASING PLAN	20109900			ADV
OPTICAL CHARACTER RECOGNITION BANKING APPLICATION	20037000			ADV
PDQ/LP - RAPID LINEAR PROGRAMMING SYSTEM	20057300			ADV
PISCES - A SYSTEM OF CONTINUUM MECHANICS	20070500	A		ADV
PIPESD - PIPING ANALYSIS SYSTEM	20090900			ADV
PLASMA DISPLAY	10072900	C		ADV
PLASMA DISPLAY - 64X20-CHARACTER FORMAT PANL	20094500	A		ADV
PLOT-10 INTERACTIVE GRAPHICS	20089000	A		ADV
PMCS -PROJECT MANAGEMENT AND CONTROL SYSTEM	20053900	A		ADV
PROGRAMMED FILM SYSTEM	10090000			ADV
Q-A-PAK QUESTIONNAIRE ANALYSIS PROGRAMS	20057000	A		ADV
REAL-TIME SCOPE OPERATING SYSTEM	10032100	A		ADV
RELAY ANALOG INPUT SUBSYSTEM	20089300	B		ADV
RESPOND/MSOS SOFTWARE SYSTEM	10036100	A		ADV
SPSS-STATISTICAL PACKAGE FOR SOCIAL SCIENCES	20110300			ADV
STRU-PAK PROGRAM LIBRARY - CYBERNET SERVICE	20050000	B		ADV
SUM OF PRODUCTS ALGORITHM MODULE	10034000			ADV
TELEPHONE BETTING KEYSER	10083600			ADV
TESS - CIRCUIT AND SYSTEMS ANALYSIS PROGRAM	20065800	A		ADV
TEXAS CITY REFINING, INC. DATA SHEET	20092800			ADV
TICKET ISSUING MACHINE (SINGLE)	10083800			ADV
TOUCH - SENSITIVE PLASMA DISPLAY	20063000			ADV
TRG SERIES M-430 GALLIUM ARSENIDE SCHOTTKY BARRIER MIXER DIODES	20073200			ADV
TRG SERIES M-440 SILICON SCHOTTKY BARRIER MIXER DIODES	20073300			ADV
TRG SERIES M-540 SILICON SCHOTTKY BARRIER MIXER DIODES	20073400			ADV
UNINTERRUPTIBLE POWER SYSTEM	20063500			ADV
SIX-HIGH CUSTOMER ENG. DISK PACK	20043100			ADV
ELEVEN-HIGH CUSTOMER ENG. DISK PACK	20043200	A		ADV

1.Publication number of literature.  
2.The latest revision level.

3.Indicates number of holes punched in manual for use with hard cover ringed binder.  
4.Price per manual.

TITLE	1	2	3	4
44-500 SUPERVISORY CONTROL SYSTEM	20010500			ADV
124-1 TRANCEIVER	20054400			ADV
216 REMOTE MULTISTATION TERMINAL SUBSYSTEM	20053700			ADV
228 HARD COPY RECORDER	10083300	A		ADV
240 GRID GRAPHICS TERMINAL SUBSYSTEM	20039600	A		ADV
303-1 COMMUNICATIONS EXPANSION UNIT	10058100	B		ADV
304-1 COMMUNICATION MULTIPLEXER	10058400	A		ADV
329 DATA MODEM	10030300			ADV
358-2 TRANSCEIVER	10087300			ADV
361-1 DATA SHEETS	20014200			ADV
361-2 COMMUNICATIONS ADAPTER	20012500			ADV
361-3 COMMUNICATION A	20012600			ADV
361-4 DATA SHEET	20012400			ADV
361-5 DATA SHEET	20014300			ADV
361-6 DATA SHEET	20014400			ADV
361-7 DATA SHEET	20014100			ADV
362-1 TELEGRAPHIC LEVEL CONVERTER	20013900	A		ADV
362-2 TELEGRAPHIC LEVEL CONVERTER	20012300	A		ADV
364-1 DATA SHEET	20012700			ADV
364-2 COMMUNICATIONS MULTIPLEXER	20012800			ADV
364-4 COMMUNICATIONS MULTIPLEXER	20014000			ADV
364-3 COMMUNICATIONS MULTIPLEXER	20012900			ADV
364-5 COMMUNICATIONS MULTIPLEXER	20013800			ADV
405 CARD READER	20005100	A		ADV
415-30 CARD PUNCH	20005000	A		ADV
430 CARD READER/PUNCH	10035200			ADV
449-1 MICRO-ELECTRONIC COMPUTER SYSTEM	10049600			ADV
449-2 MICRO-ELECTRONIC COMPUTER SYSTEM	10049700			ADV
469 COMPUTER SYSTEMS	20063300			ADV
469 LARGE-PLANE COMPUTER SYSTEM	20119000			ADV
512 LINE PRINTER	10041100	B		ADV
519 TRG SERIES HIGH POWER ATTENUATORS	20001400			ADV
580 LINE PRINTERS	20100700	A		ADV
608 MAGNETIC TAPE TRANSPORT	10032400			ADV
657/659 MAGNETIC TAPE TRANSPORTS	10098800			ADV
659-2 MAGNETIC TAPE TRANSPORT	10092200			ADV
667 SERIES MAGNETIC TAPE TRANSPORTS	20067500	C		ADV
669 SERIES MAGNETIC TAPE TRANSPORTS	20067300	C		ADV
714 MULTISTATION	20072900	A		ADV
711 CRT DISPLAY TERMINAL	20029000	D		ADV
711-120 R/O NON-IMPACT PRINTER	20060600			ADV
711-121 R/O IMPACT PRINTER	20060700			ADV
713-120 R/O NON-IMPACT PRINTER	20060800			ADV
732 MEDIUM-SPEED BATCH TERMINAL	20041400	A		ADV
733-10 HIGH-SPEED BATCH TERMINAL	20036000	A		ADV
734 BATCH TERMINAL DATA SHEET	20102700			ADV
777 CYBER GRAPHICS TERMINAL	20118400			ADV
777-2 CYBER GRAPHICS TERMINAL	20090300	A		ADV
782 MAGNETIC TAPE CLEANER	20095400			ADV
783 MAGNETIC TAPE CLEANER	20095300			ADV
791-1 COMMUNICATIONS SUBSYSTEM CONTROLLER	20034100	B		ADV
791-2/4/5 COMMUNICATIONS SUBSYSTEM MODULE	20034600	A		ADV
792-10 COMMUNICATIONS ADAPTER	20037500			ADV

1. Publication number of literature.  
2. The latest revision level.

3. Indicates number of holes punched in manual for use with hard cover ringed binder.  
4. Price per manual.

TITLE	1	2	3	4
841/3553-2 MASS STORAGE SUBSYSTEM	20004900			ADV
844-21 MASS STORAGE SUBSYSTEM	20101200	A		ADV
844-41 MASS STORAGE SUBSYSTEM	20101000			ADV
844-2 MASS STORAGE SUBSYSTEM	20033500	A		ADV
844-21 MASS STORAGE SUBSYSTEM	20081800			ADV
846 DISK CARTRIDGE	20043000			ADV
847 DISK CARTRIDGE	20042900	B		ADV
850/870 DISK PACK INSPECTOR	20042800			ADV
849/851 DISK PACKS	10051400	A		ADV
851 DISK PACK DATA SHEET	20042400			ADV
863 WIDE-BEAM SCALAR FEED DATA SHEET	20069000	A		ADV
863/881 TRG SERIES H-E#D-P SCALAR FEED	20093000			ADV
868 TRG SERIES NARROW-BEAM SCALAR FEED	20069100	A		ADV
869/871 DISK PACKS	10087600			ADV
871 DISK PACK DATA SHEET	20040200			ADV
878 FLEXIBLE DISK DATA SHEET	20098800			ADV
879/881 DISK PACK DATA SHEET	20058200			ADV
881 DISK PACK DATA SHEET	20103200			ADV
882 DISK PACK DATA SHEET	20118900			ADV
911 IMPRINTER DATA SHEET	20095200			ADV
912 IMPRINTER DATA SHEET	20111000			ADV
913 IMPRINTER DATA SHEET	20110900			ADV
913 IMPRINTER DATA SHEET	20110900			ADV
915 OCR PAGE READER	20038600			ADV
918 IMPRINTER DATA SHEET	20102500			ADV
929 OCR DOCUMENT READER	20091600	A		ADV
959 OCR PAGE AND DOCUMENT READER	20091500			ADV
980 DATA ENTRY SYSTEMS CONTROLLER	20094700			ADV
1501-10/11 HIGH LEVEL ANALOG MULTI UNIT	20089900	B		ADV
1525-3 CONVERTER DATA SHEET	20089100	B		ADV
1544 DIGITAL UNIT SUBSYSTEM DATA SHEET	20089400	B		ADV
1547 EVENT COUNTER UNIT	20089800	A		ADV
1553 DIGITAL OUTPUT SUBSYSTEM	20090200	B		ADV
1555 RELAY OUTPUT SUBSYSTEM	20089500	B		ADV
1566-20/21/22/23 DIGITAL TO ANALOG CONVERTER	20116500			ADV
1572-1 SAMPLE TIMING UNIT	20089700	B		ADV
1576 STALL ALARM UNIT	20090100	B		ADV
1590-3 REMOTE COMPUTER INTERFACE SUBSYSTEM	20116600			ADV
1595 SERIAL I/O INTERFACE SUBSYSTEM	20089600	B		ADV
1700 COMPUTER SYSTEM	10088900	A		ADV
1700/SC1700 FORTRAN	10025000			ADV
1700/SC1700 REDUCED CORE MONITOR VERS 1.0	20037400			ADV
1700 OPERATING SYSTEM VERSION 3.3	20037300			ADV
1700 MASS STORAGE FORTRAN V3 A/B	20120500			ADV
1700 MSOS VERSION 4	20051000	A		ADV
1700 REDUCED-CORE OPER.SYS. VER 2	20120200			ADV
1700 SEISMIC PRE-PROCESSING SYSTEM	10072500			ADV
1700 TIMESHARE VERSION 2 DATA SHEET	20110500	A		ADV
1711 AND 1713 OPERATOR CONSOLES	20080900			ADV
1714 COMPUTER SYSTEM	20041200			ADV
1729-3 CARD READER AND CONTROLLER	20081300	A		ADV
1732-3/616 MAGNETIC TAPE SUBSYSTEM	20116100			ADV
1733-1, 853/854 DISK STORAGE SUBSYSTEM	20065400			ADV

1. Publication number of literature.

2. The latest revision level.

3. Indicates number of holes punched in manual for use with hard cover ringed binder.

4. Price per manual.

TITLE	1	2	3	4
1733-2/856 CARTRIDGE DISK SUBSYSTEM	20081400	A		ADV
1738-853/854 DISK STORAGE SUBSYSTEM	10043400			ADV
1742-30 LINE PRINTER AND CONTROLLER	20081200	A		ADV
1742-120 LINE PRINTER AND CONTROLLER	20081100			ADV
1743 COMMUNICATIONS CONTROL	20116000			ADV
1745 MULTISTATION DISPLAY SYSTEM	20010000	B		ADV
1747 DATA SET ADAPTER	10058800	A		ADV
1748 MULTIPLEXER CONTROLLER	10030800	B		ADV
1749 COMMUNICATION TERMINAL CONTROLLER	10030900	B		ADV
1750-1/2 INTERFACE UNIT AND EXPANDER	20090000	B		ADV
1752 DRUM MEMORY SUBSYSTEM	20071900			ADV
1777 PAPER TAPE STATION	20015200			ADV
1780 PAPER TAPE STATION	10069000			ADV
1784 COMPUTER	20081000			ADV
1787 CABINET	20089200	A		ADV
2550-100 EMULATION MODULE	20117300			ADV
2570-1 LINE PRINTER AND CONTROLLER	20108500	A		ADV
2570-2 LINE PRINTER AND CONTROLLER	20108600	A		ADV
2572-1/2 CARD READER AND CONTROLLER	20108700	A		ADV
2805-101/2805-102 PROTECTED MESSAGE EXCHANGE CYBER 1000 DATA COMMUNICATION SYSTEM	20064500			ADV
2805-202/2805-204 PROTECTED MESSAGE DUAL EXCHANGE CYBER 1000 DATA COMM SYSTEM	20064400			ADV
2805-306/2805-309 PROTECTED MESSAGE EXCHANGE (PMX) CYBER 1000 DATA COMM. SYSTEM	20064200			ADV
2805-408/2805-416 PROTECTED MESSAGE EXCHANGE (PMX) CYBER 1000 DATA COMM. SYSTEM	20064300			ADV
2810-2/2812-2 MAGNETIC TAPE STORAGE SYSTEM CYBER 1000 DATA COMMUNICATION SYSTEM	20064700			ADV
2810-3/2812-3 MAGNETIC TAPE STORAGE SYSTEM CYBER 1000 DATA COMMUNICATION SYSTEM	20063900			ADV
2827-1/2 DATA CHANNEL ADAPTERS CYBER 1000 DATA COMMUNICATION SYSTEM	20064100			ADV
2832-8/16/32 CORE STORAGE MODULES CYBER 1000 DATA COMMUNICATIONS SYSTEM	20063800			ADV
2833-16/32 CORE STORAGE INCREMENT UNITS FOR M1000	20046100			ADV
3170 COMPUTER SYSTEM	20024200	B		ADV
3220 SEISMIC SOFTWARE	10072800			ADV
3270-A/B TRANSFER SWITCH CONTROLLER	10059200	A		ADV
3275-C DATA SET CONTROLLER	10058700	A		ADV
3290 MULTISTATION DISPLAY SYSTEM	20053600			ADV
3300 COMPUTER SYSTEM	10038500	D		ADV
3373 MAGNETIC CORE STORAGE MEMORY SYSTEM	20123200			ADV
3500 COMPUTER SYSTEM	10038600	B		ADV
3516-1 MULTIPLEXER CONTROLLER	10050400	A		ADV
3553 MASS STORAGE CONTROLLER	10081100			ADV
3600 SEISMIC DATA PROCESSING SYSTEM	10072600			ADV
5100 COMPUTER	10066400			ADV
5100 COMPUTER	10082700			ADV
5600 APPL. FOR 844.21 FILE MANAGEMENT	20113200			ADV
5600 SERIES - RUGGEDIZED AND MILITARIZED MICROPROGRAMMABLE PROCESSORS	20063200			ADV

1. Publication number of literature.  
2. The latest revision level.

3. Indicates number of holes punched in manual for use with hard cover ringed binder.  
4. Price per manual.

TITLE	1	2	3	4
5600 SERIES APPLICATION PROCESSORS FOR MISSILE AUTOMATIC CHECKOUT EQUIPMENT	20080300			ADV
5680 SERIES APPLICATION CONTROLLER FOR 9740 DISK STORAGE UNITS	20080400	A		ADV
5600 SERIES APPLICATION PROCESSOR FOR DISK STORAGE UNIT AUTOMATIC TEST STATION	20080500			ADV
6000 SERIES PPS IV PROJECT PLANNING SYSTEM	20027000	A		ADV
6000/CYBER 70 SEISMIC DATA PROCESSING SYSTEM	10073700	A		ADV
6000 NETFLOW II - A NETWORK FLOW ROUTINE	10067400	B		ADV
6000 SERIES COMPUTER SYSTEM	10033400	A		ADV
6000 SERIES EXPORT/IMPORT 8130 SYSTEM	10040800			ADV
6000 SERIES MAGEN MATRIX AND REPORT GENERATOR PROGRAM	20032100	B		ADV
6000 SERIES MRI/STARDYNE DYNAMIC STRUCT ANAL	10067500	A		ADV
6000 SERIES OPHELIE II MATHEMATICAL PROG	10066600	C		ADV
6000 SERIES SYSTEM 2000 TM DATA MANAGEMENT SYSTEM	20020000	B		ADV
6671 DATA SET CONTROLLER	10059900			ADV
6671-3 DATA SET CONTROLLER	20104200			ADV
6676 DATA SET CONTROLLER	10052900	A		ADV
6700 COMPUTER SYSTEM	10031000			ADV
7021/7622 MAGNETIC TAPE CONTROLLER	20074600	A		ADV
7077-1 COMMUNICATIONS STATION	20034000	B		ADV
7611-11 BATCH I/O STATION	20072000			ADV
7638 DISK FILE SUBSYSTEM	20051200			ADV
7639/819 DISK STORAGE SUBSYSTEM	20113700			ADV
7700 COMPUTER SYSTEMS	20058301			ADV
8065 TELETYPEWRITER TERMINAL CONTROLLER	10028700			ADV
8067 DATA SET CONTROLLER	10028800	B		ADV
8271-D TRANSFER SWITCH	10059100	A		ADV
9081 CONTROL UNIT	20028100			ADV
9082 DISK STORAGE CONTROLLER	20050300			ADV
9188 MAGNETIC CREDIT CARD READER MECHANISM	20086400			ADV
9223, 9226, 9228, 9230 CARD READERS	20085000	A		ADV
9290 CARD READER-PUNCH	20084000			ADV
9300 TICKET PRINTER	10095800	A		ADV
9316 MATRIX PRINTERS	20115100			ADV
9320 LINE PRINTER	20027800	D		ADV
9350 LINE PRINTER	10060400	C		ADV
9360 SERIES LINE PRINTER	20054100			ADV
9370 SERIES LINE PRINTERS	20084100			ADV
9400 FLEXIBLE DISK DRIVE	20080200	C		ADV
9427-H DOUBLE-DENSITY CARTRIDGE DISK DRIVE	20028300	B		ADV
9658 IMPRINTER	20065000			ADV
9661 OCR DOCUMENT READER	20062800			ADV
9672 OCR PAGE AND DOCUMENT READER	20075200			ADV
9698 IMPRINTER	20065100			ADV
9740/9741 DISK STORAGE UNITS	20028000			ADV
9746 DISK STORAGE UNIT	20082300	A		ADV
9747 DISK STORAGE UNIT	20116900	A		ADV
9750 DISK STORAGE UNITS	20047100			ADV
9756 DISK STORAGE UNIT	20082400			ADV
9760/9762 STORAGE MODULE DRIVES	20070400	E		ADV

1. Publication number of literature.  
2. The latest revision level.

3. Indicates number of holes punched in manual for use with hard cover ringed binder.  
4. Price per manual.



TITLE	1	2	3	4
9780 DISK STORAGE UNIT	20082500			ADV
9790 HIGH-CAPACITY DISK DRIVE	20084400			ADV
9876 DISK PACK	20085800			ADV
9915 VARIABLE PRINTER	20065200			ADV
9920 CHANNEL SIMULATOR	20062300			ADV
10193-1 POWER SUPPLY OPTION	20012200			ADV
20290 MULTISTATION TERMINAL SYSTEM	20053500			ADV
28211/14031 PRINTER SYSTEM	20085100			ADV
23030 CORE MEMORY	20051800	A		ADV
23040 CORE MEMORY	20052500	A		ADV
23050 CORE MEMORY	20052600	A		ADV
23065 CORE MEMORY	20052700	B		ADV
23142 MULTIPLE DISK SYSTEM	20038900	B		ADV
27801 BATCH TERMINAL DATA SHEET	20102800	A		ADV
33301 MULTIPLE DISK SYSTEM	20060400	D		ADV
33135 (MODEL) MONOLITHIC MAIN MEMORY	20069600	B		ADV
33155 (MODEL) MONOLITHIC MAIN MEMORY	20070000	C		ADV
33158-2XX,3XX,4XX SEPIES	20114200			ADV
33158 MONOLITHIC MAIN MEMORY	20085700	B		ADV
33159 MONOLITHIC MAIN MEMORY SYSTEM	20113300			ADV
33165 (MODEL) MONOLITHIC MAIN MEMORY	20070100	A		ADV
33168 MONOLITHIC MAIN MEMORY	20085900	A		ADV
33301 MULTIPLE DISK SYSTEM	20113800			ADV
38031/34201 SERIES MAGNETIC TAPE SYSTEMS	20085200	A		ADV
60130-1 LOOP CURRENT POWER SUPPLY	20014500			ADV
65094 COMMUNICATIONS CONTROLLER	20094800			ADV
65095 INTERACTIVE DATA STATION	20095000			ADV
92000 LOW-SPEED MAGNETIC TAPE TRANSPORTS	20051600			ADV
92000 SERIES MAGNETIC TAPE TRANSPORTS	20084300	C		ADV
92000 SERIES MAGNETIC TAPE TRANSPORT	20028500	B		ADV
92200 SERIES MAGNETIC TAPE TRANSPORTS	20052100	B		ADV
92411 CRT DISPLAY TERMINAL	20035600	A		ADV
92413-20 DISPLAY/KEYBOARD	20085600	B		ADV
92414-50 M/D KEYBOARD	20054200	A		ADV
92415 SLAVE DISPLAY STATION	20053200	A		ADV
92416 R/O IMPACT PRINTER	20052800			ADV
92417 R/O NON-IMPACT PRINTER	20052900	A		ADV
92423 BLOCK-MODE CONVERSATIONAL DISPLAY TERM	20053000	B		ADV
92427 R/O NON-IMPACT PRINTER	20053100	B		ADV
92451 STAND-ALONE DISPLAY TERMINAL	20124000			ADV
94100 CORE MEMORY	20074700	A		ADV
94200 CORE MEMORY	20119400			ADV
MD993302 COMMAND AND CONTROL SYSTEM	10058000			ADV
MD993401 CHECKOUT DISPLAY SYSTEM	10057500			ADV
ARTICLE AND AD REPRINTS				
LITHO OFFSET REPRINTS (COLORED 8 1/2 X 10)				
GRID ENTRY DISPLAY SYSTEM	10062500			ADV

1. Publication number of literature.  
2. The latest revision level.

3. Indicates number of holes punched in manual for use with hard cover ringed binder.  
4. Price per manual.

OTHER SOURCES OF CONTROL DATA LITERATURE

This section was established to list literature of all types which are generated by individuals and departments within Control Data but which are referenced in any specific catalog. LDS wishes to make clear that the items contained in this section ARE NOT AVAILABLE THROUGH LDS but that they can be obtained by contacting those responsible individuals as shown in this section. LDS expects to enlarge this miscellaneous category as more people become aware of its existence and add to it. We are primarily looking to include that literature which may have meaning and value to other people within the Corporation regardless of subject matter. Because of the wide content span of this literature, most of the items have been listed alphabetically by their generating department or division.

AUTOCON PUBLICATIONS

Responsible Individual: Don Hastert  
Autocon Industries, Inc. - Subsidiary of Control Data Corporation  
2300 Berkshire Lane North; Minneapolis, Minnesota 55441  
612-545-2851, x. 4815

Alarms Techni-Data . . . . .	.3-7420	
Audio-Frequency Tone Techni-Data . . . . .	.3-9820	
Auto-Mod Float-Operated Level Control Techni-Data . . . . .	.3-3621	
Autocon Capabilities Brochure . . . . .		. . .100,999
Auto-Mod Pressure-Operated Level Control Techni-Data . . . . .	.3-1721	
Auto-Mod Sales Brochure . . . . .	.3-8200	. . .200,001
Auto-Mod Telemetry Techni-Data . . . . .	.3-9121	
Bubbltrol Techni-Data . . . . .	.3-1620	
Duotrol Sales Brochure . . . . .	.3-1500	. . .200,134
Duotrol Techni-Data . . . . .	.3-1520	
Float Switches Techni-Data . . . . .	.3-3220	
Float Tape Accessories . . . . .	.3-3020	
Floatrol Techni-Data . . . . .	.3-3120	
Motor Control Center Sales Brochure . . . . .	.3-5100	. . .200,136
Mototrol Sales Brochure . . . . .	.3-1400	. . .200,133
Multi-Circuit Alternator Techni-Data . . . . .	.3-7122	
Probotrol Techni-Data . . . . .	.3-4120	
Reactospeed Sales Brochure . . . . .	.3-1902	. . .200,135
Selectrol Techni-Data . . . . .	.3-3520	
Supervisory Control System Sales Brochure . . . . .	.3-9702	. . .200,000
Supervisory Control System Techni-Data . . . . .	.3-9720	
Tanktrol Techni-Data . . . . .	.3-1120	
Tele-Eye Sensor Techni-Data . . . . .	.3-4123	
Two-Circuit Alternator Techni-Data . . . . .	.3-7121	
Vigiltrol Techni-Data . . . . .	.3-7521	

ENGINEERING SERVICES - MAINTENANCE EQUIPMENT ENGINEERING

Direct requests to the attention of:

Peggy Hibbard  
HQCO2Y, Room 2040  
8100 34th Avenue South  
Bloomington, Minnesota 55440

When ordering manuals, brochures, and forms be sure to include Division No., Department No., Project No., Publication No., and Item Name.

Hardware Maintenance Manuals

Pub. No.

Buffer Controller Maintenance Console (TF201)	58032700
Buffer Controller Maintenance Console II (TF204)	58344000
Dual Mode Remote Terminal Tester (TD102)	59302600
Programmable Terminal Exerciser (TD103)	59337600
240X Tape Tester (TB202)	86842800
370 Channel Simulator (TF205)	86822200
3000 Channel Simulator (TF101)	59322500
34201 Tape Tester (TB208)	75435000
360 Channel Simulator (OEM #9920) (TF202)	58039900
65X Exerciser (TB105)	58048800
66X Exerciser (TB113)	86816400
80X Clockwriter (TB209)	75436000

Programming Manuals

360 Channel Simulator (OEM #9920) (TF202)	59338900
3000 Channel Simulator (TF101)	59338300

Diagnostic Manuals

360 Channel Simulator (OEM #9920) (TF202)	59340000
3000 Channel Simulator (TF101)	86818500

Miscellaneous Manuals

Pub. No.

BCMC Conversion Kit (TF801) HM Manual Supplement	86804600
BI/BH Module Tester Operator's Guide (TA204)	75425600
Conversion Kit User's Guide (TF802)	75424500
Model 2166 Paper Tape Reader	86800400
Wire Mat Lamp	MEE702
33301 Fault Trap User's Guide	75434200

Equipment Specifications

ATS Exerciser (TB116)	58011000
Buffer Controller Maintenance Console (TF201)	58018900
Buffer Controller Maintenance Console II (TF204)	59343600
Digital Cassette Reproducer (FC201)	86819600
Dual Channel Memory Exerciser (TB110)	59301600
Programmable Terminal Exerciser (TD103)	59337500
Remote Terminal Tester, Ruggedized (TS001B)	58025500
240X Tape Exerciser (TB202)	86842900
360 Channel Simulator (OEM #9920) (TF202)	58039800
370 Channel Simulator (TF205)	86822000
3000 Channel Simulator (TF101) (OEM #9921)	59302000
65X Exerciser (TB105)	58048400
66X Exerciser (TB113)	86816500
85X Disk Drive Exerciser (TS003)	58010600

Brochures

Form No.

3000 Channel Cable Coupler	MEE101
Buffer Controller Maintenance Console (TF201)	MEE102
Dual Mode Remote Terminal Tester (TD102)	MEE107
3000 Channel Simulator (TF101)	MEE109
BI/BH Module Tester (TA204)	MEE111
66X Exerciser (TB113)	MEE114
Buffer Controller Maintenance Console II (TF204)	MEE115
Digital Cassette Reproducer (FC201)	MEE116
Programmable Terminal Exerciser (TD103)	MEE118
370 Channel Simulator (TF205)	MEE120
34201 Tape Tester (TB208)	MEE122
80X Clockwriter (TB209)	MEE123
ATS Exerciser (TB116)	MEE124
9921 Channel Simulator	MEE125

Coding Forms

360 Channel Simulator  
3000 Channel Simulator  
Programmable Terminal Exerciser  
370 Channel Simulator Assembler  
370 Channel Simulator

Form No.

MEE501  
MEE502B  
MEE503  
MEE504  
MEE505

Code Cards

370 Channel Simulator Quick-Reference

Pub. No.

75440000

PROGRAMMING EDUCATIONAL TEXTS BY DR. R. E. SMITH

Responsible Individual: Dr. Robert E. Smith  
Control Data Corporation  
P. O. Box 0 - HQC02P  
Minneapolis, Minnesota 55440  
Telephone: (612) 853-4166

GENERAL EDUCATION TEXTS

	<u>Int. Price</u>	<u>Ext. Price</u>
The Bases of FORTRAN	\$3.00	\$5.00
The Bases of COBOL	\$3.00	\$5.00
Computer Concepts	\$2.00	\$4.00
A Visual Approach to BASIC	\$3.00	\$5.00

COMPUTER EXPLORER SERIES

Biorhythm Theory	\$1.50	Each booklet \$3.00
Interest in Money	\$1.50	Any 3 booklets \$ 8.00
Primes and Factors	\$1.50	Any 6 booklets \$15.00
Factorials	\$1.50	Any 12 booklets \$27.50
Random Numbers	\$1.50	Any 18 booklets \$40.00
Population Holocaust	\$1.50	All 20 booklets \$45.00
An Excursion in Astrology	\$1.50	
A Look at Numerology	\$1.50	
Distances - Here to There	\$1.50	
Game Theory	\$1.50	
Statistical Procedures	\$1.50	
Your Handwriting	\$1.50	
Big Arithmetic	\$1.50	
Sorting Data	\$1.50	
Metrology	\$1.50	
Visual Elements	\$1.50	
Linear Programming	\$1.50	
Simulated Gaming	\$1.50	
Palm Reading	\$1.50	
Posters	\$1.50	

PROGRAMMING EDUCATIONAL TEXTS BY DR. R. E. SMITH

SCHOOL COMPUTER USE PLAN

(A technique that provides textbooks and unique card kits to enable students to write programs and send prepunched cards -- without keypunching -- for actual computer runs.)

Various school enrollment plans in this program are available. School classes can participate in programming courses - including individual student computer runs - without the school having any computer equipment, keypunching, or teletype.

	<u>Int. Price</u>	<u>Ext. Price</u>
Orientation Course - FORTRAN		
Text	\$2.00	\$4.00
Card Kit	\$5.00	\$6.00
Answer Text	\$2.00	\$4.00
Competence Course - FORTRAN		
Text	\$2.00	\$4.00
Card Kit	\$5.00	\$6.00
Answer Text	\$2.00	\$4.00
Orientation Course - COBOL		
Text	\$2.00	\$4.00
Card Kit	\$5.00	\$6.00
Answer Text	\$2.00	\$4.00

AUDIO-VISUAL COURSE IN BASIC PROGRAMMING

Complete Set	\$150.00	\$225.00
7 tapes or 7 cassettes		
210 colored slides (35mm)		
7 summary review booklets		
Per Unit Price	\$25.00	\$40.00
1 tape or 1 cassette		
30 colored slides		
1 summary review booklet		
Summary Review Booklet	\$0.35	\$0.35

CRATING MANUALS

Responsible Individual: John Hines  
Corporate Packaging and Material Handling  
Engineering/Packaging Instructions  
8100 34th Avenue South HQSD7C  
Minneapolis, Minnesota 55440  
612-853-3214

PRODUCT PACKAGING DOCUMENTATION LIST

<u>PRODUCT NO.</u>	<u>DESCRIPTION</u>	<u>DOCUMENTATION NUMBER</u>	<u>REV. LEVEL</u>
A, B	Cabinet	41006700	E
C, D	Cabinet	41008000	B
C, D	Pkg. for Laying Unit on End	59111400	
1/4 Mod	Power Mod	59102800	
44-500	Controller	59103500	A
100	Star - 1B	59107700	
100	Star 30 Ton Condenser	59107300	C
100	SCU	59107800	A
100	SBU	59107900	
101, 107	Badge Reader	41021000	A
200	User Terminal	59108800	
211	Display	59104800	A
211	RHI Display	41035500	
214	Suitcase Controller	41035200	
216	Controller Trend FC-101	59106200	B
3290	" " " "	" "	" "
1745	" " " "	" "	" "
216	Display Controller	59106000	
3290	Old Style		
217	Controller	59106500	C
218	Controller	41035400	
222	Printer	41012800	H
HR-300	Printer	41012800	J
3010	" "	" "	" "
3254	" "	" "	" "
8156	" "	" "	" "
224	Card Reader	59100400	B
430	" "	" "	" "
274	Digigraphics Console	59107000	
304	Mux Cabinet	41020600	A
1749	" "	" "	" "
405	Card Reader	41019100	G
415	Card Punch	41003900	A
501	Printer	41002300	C
512	Printer	41012700	E
HR-600	Printer	59136000	G
60X	Tape Transport	41009000	A
60X	Refurbished Tape	59144000	
91XX	Transports		
60X-P	Tape Transport	41026300	D
60Y	Tape Transport	41009100	
680	Tape Certifier	41030000	
686	Tape Certifier	41030900	F
712	Printer	59109000	E
711	Interactor Display	59109100	G
713	" "	" "	" "
730	Batch Terminal	59115000	E
731	" "	" "	E
781	Tape Cleaner	59104700	
782	Tape Cleaner	59105500	A
783	Tape Cleaner	59105600	A



PRODUCT PACKAGING DOCUMENTATION LIST

<u>PRODUCT NO.</u>	<u>DESCRIPTION</u>	<u>DOCUMENTATION NUMBER</u>	<u>REV. LEVEL</u>
808	Disk File	41026000	E
813	" "	" "	" "
821	" "	" "	" "
841	Multiple Disk Drive	41040900	D
852	Disk Storage Drive	41020200	F
853	" " "	" "	" "
94XX	" " "	" "	" "
861	Drum Storage	41020100	
863	" "	" "	
915	915 Page Reader	59102300	B
921	921 Page Reader	59118300	
935	935 Document Reader	59103200	A
955	955 Page Reader	59105700	
980	Computer System	59119700	B
M 1000	Communications System	59117500	
1010	Input Station	59103100	A
2085	" "	" "	" "
1086	" "	" "	" "
1025	" "	" "	" "
1500	19' Equipment Rack	39247000	B
1604	Computer	59109700	
1700	Computer	41019300	F
1711	Teletype	59105100	A
1712	Teletype	59105200	
1713	Teletype	" "	
1774	Nuline Computer	59106700	G
1777	Nuline Paper Tape Station	59110200	C
3000	Console	41002100	B
3000	Console	41019700	" "
3500	3500 Computer	59101100	
FA-704	Nuline Container	59105800	H
3553	" "	" "	" "
3600	Console	41002200	B
3691	Paper Tape Recorder	41025800	A
6000	Computer	41011000	I
Cyber 70	" "	" "	I
6612	Console	59102900	D
DD-60	" "	" "	B
6603	Disk File	59110800	A
7077	Communications Cont.	59117400	
7600	7600 14 Chassis CPU	59104300	D
7600	Condenser GH214A 216A 218A	59104400	C
7600	Power Dist. GH1058	" "	
7600 Cyber 170	Console, CC-511	59104500	G
242	Console, CC-511	" "	D
7611	I/O Station	59103400	A
8081	Computer	59108900	

PRODUCT PACKAGING DOCUMENTATION LIST

<u>PRODUCT NO.</u>	<u>DESCRIPTION</u>	<u>DOCUMENTATION NUMBER</u>	<u>REV. LEVEL</u>
8092	Teleprogrammer	41019500	
9306	Telex Quiet Train Printer	59135800	L
9320	Printer VLCP	59136500	B
9410	Dual Disk Drive	41029100	B
9420	" " "	" "	" "
OEM	" " "	" "	" "
844-2	Disk Storage Unit	41048200	J
6635	ECS	59103000	
9410	Dual Disk Drive {Skin- ned}	41044500	A
9425	Cartridge Disk Drive	59130400	B
9461 OEM	Disk Drive	41029300	
9486 OEM	Disk Storage Unit	41046000	
9725	Cartridge Disk Drive	41048100	E
9736	Voice Coil Drive	41047300	Q
9750, 844	Voice Coil Drive	41048200	J
23141	Pico	41047800	A
CK-409 & FJ-439	Non-Impact Printer Cassette	59113100	
DC401	Trimline	59127000	
7054, FA710 & FV218	Nuline Cabinet	59112100	B
SD-101-1	Badge Reader	59105900	
	AMTRAK System Controller	59117700	
	Computer Lottery Terminal	59113400	
	Dual Tape Transport Lottery Ticket Printers	41028700	B
	Manual Paper Stacker	59135700	E
65070-11, 734-1	MTC Controller	59136400	D
	MTC Cassette	59114400	G
	New Jersey Lottery Paragraph Printer	59117300	
	Tab System	59109200	D
	Tab Printer without Cabinet	59135600	C
	Telex Power Paper Stacker	59137500	A
	Tim {Ticket Issue Machine}	59135900	J
	TRS Printer & Con- troller	59111300	A
	TRS Printer without Cabinet	41012400	G
	HSBT, {Quiet Train Printer} Air Ship	59137400	A
9756, 844-21	Enhanced HPD	59136900	D
		59132000	F

PRODUCT PACKAGING DOCUMENTATION LIST

<u>PRODUCT NO.</u>	<u>DESCRIPTION</u>	<u>DOCUMENTATION NUMBER</u>	<u>REV. LEVEL</u>
FA-438 C & D	Trimline, Double Wide	59127300	
667, 667	PSTT	59144500	F
FA-603	Microdrum	59118400	B
	Consolidated Frt.		
	Terminal	59118200	C
	M. G. Controller	59118900	
	LCTT	90615200	
	HPTT	59144200	
	VLCP	59136500	
1742-30	VLCP Quiet Cabinet	59137800	M
CL-201, CL-202	Printer	59118800	E
9346	Print Heads	59136200	D
512	Fastrain	59124400	F
HR-650	Quiet Cabinet Printer	59137900	D
7700	7700 24 Chassis CPU	59120500	
28211	Telex Printer & Controller	41013900	
34201	Telex Tape Transport	41013600	
1784	Elbit Computer	90520000	D
100	Star-Computer	59108000	
241-1	Grid Controller	59106300	
	GPGT Console	59116300	A
818	MSTT	90616500	A
170	Cyber Computer-ECL Bay	59120700	

OEM MANUALS - ROCHESTER, MICHIGAN

Responsible Individual: Mary Thompson  
RHTOPS Publications  
1480 N. Rochester Road  
Rochester, Michigan 48063  
313-651-8811, x. 350.

<u>TLA NO.</u>	<u>PRODUCT</u>	<u>SPO NO.</u>	<u>PUB. NO.</u>	<u>REVISION</u>
47951236	9340-A HP & SYCOR	68096	47967000 44896400 44977000	F A C
47951237	9340-B OLIVETTI	68131 68123	44978400 44896400 47967000	- A F
47951238	9340-A	68111	44976900 44896400 47967000	B A F
47951239	9340-B	68123 68101	44896400 50577500 44978100	A A -
47951240	9340-A	68149 68124	50576300 44896400	A A
47951241	9340-B	68098	50575800 44896400 44975500	B A B
47951242	9340-B	68123 68163	44982100 44896400	- A
47951247	9340-A	68111 68098 68165	44982000 44896400	- A A
47951250	9340-A	68133	44978600 44896400	B A
47951251	9340 CL3A1-B	68133	44978600 44896400	B A
47951256	9340-A	68137-3 68054	44979900 44896400	B A
47951257	9340-B	68123 68162	44982200 44896400	- A
47951258	9340-B	68123 68162	44982200 44896400	- A
47951259	9340-A	68091	44977000 44896400 47967000	F A F

PROPOSAL PREPARATION MANUAL & SOFTWARE/HARDWARE DESCRIPTION MANUAL

Responsible Individual: Ray Tremblay  
Corporate Proposal Administration - HQND9R  
8100 34th Avenue South  
Bloomington, Minnesota 55420  
612-853-4696

PURCHASING POLICIES AND PROCEDURES

Responsible Individual: Kathy Saltvedt-Corporate Purchasing  
Corporate Purchasing Services - HQW01J  
8100 34th Avenue South  
Bloomington, Minnesota 55420  
612-853-4156

QUALITY ASSURANCE MANUAL

Responsible Individual: Jim Kuhl  
NRMOPS, Mail Station 12  
7801 Computer Avenue  
Minneapolis, Minnesota 55435  
612-920-8600, x. 5714

WASHINGTON AREA OPERATIONS  
OCR DIVISION {R0KFAC}

Responsible Individual: Susan Stotler  
OCR Technical Publications  
1455 Research Blvd.  
Rockville, Maryland 20850  
Telephone: 301-340-3484

PRODUCT            915

<u>Pub. No.</u>	<u>Description</u>
47086200	Cedar Power Supplies Manual
48997900	CJ119 Page Reader Diagrams HR/CE Manual {Vol. 2}
91592900	CJ119 Page Reader Maintenance HR/CE Manual
60166900	3195-A Page Reader Controller Reference Manual

PRODUCT            921

<u>Pub. No.</u>	<u>Description</u>
48883800	CJ115, CJ1A4 OCR Document Reader Diagrams HR/CE Manual {Vol. 2}
87826500	FF1A3-A, FF106-A Document Reader Controller Maintenance HR/CE Manual
87900200	921/8092 OCR Document Reader System Maintenance Operating and Programming Guide Manual
48780800	921 OCR Document Reader Theory of Operation
87890800	CJ115 OCR Document Reader Models A, B, C, D, E, F, G, and H Parts Data Hardware Maintenance Manual {Vol. 3}
87803100	CJ5A7/CJ506/CJ507 ANSI OCR-A and 7B Character Set Option CE Manual
87803200	CJ505-A/CJ509-A/CJ510-A ANSI OCR-A Font Option CE Manual
87803800	CJ5A1-A/CJ513-A 407-1 Numerics Font Option CE Manual
87803600	CJ512-A OCR-B {1971}, Select Symbols Font Option CE Manual
87829800	CJ508-A ANSI OCR-A and E13B Character Set Option CE Manual
87850700	CJ511-A/CJ514-A ANSI OCR-A and 407-1 Character Set Option CE Manual
87867400	CJ515-A OCR-B {1965}, Select Symbols Font Option CE Manual
87862600	407-1 Numerics {CJ513A} CE Manual
87804000	CW1A2A/B, CW160-A/B Mark Read Option CE Manual

MANUALS AVAILABLE FROM ROKFAC {CONT'D}

PRODUCT            929

<u>Pub. No.</u>	<u>Description</u>
87971600	CJ127 OCR Document Reader Diagrams HR/CE Manual {Vol. 2}

PRODUCT            955

<u>Pub. No.</u>	<u>Description</u>
48430081	CJ122 Page and Document Reader Diagrams Logic Rack HR/CE Manual {Vol. 2 Part 1A}
48948200	CJ122 Page and Document Reader {S/N 130-175} Diagrams Recognition Rack HR/CE Manual {Vol. 2 Part 2}
48430082	CJ122 Page and Document Reader {S/N 96-102} Parts Data HR/CE Manual {Vol. 3A}
48935300	CJ122 Page and Document Reader Controller Models E, G, H and K Maintenance CE Manual
48299732	CDC 955 Handprint Test Document
48299733	CDC 955 Handprint Checklist
91662000	CJ122 Recognition Rack Field Installation Procedure Hardware Maintenance Manual
48804200	CW150 1428 Alphanumeric Font Option Models A, B CE Manual
48804201	CW132 OCR-A Lower Case Font Option Models A, B, C CE Manual
48804202	CW141 1403 Font Option Model A CE Manual
48804203	CW139 1428 Numeric Font Option Models A, B CE Manual
48804204	CW149 Rabinow Font Option Models A, B CE Manual
48804205	CW137 7B Font Option CE Manual
48804206	CW134 E13B Font Option CE Manual
48804207	CW138 12F Font Option CE Manual
48804208	CW150 1428 Alphanumeric Font Option Model C CE Manual
48804209	CW141C 407-1 Numerics Font Option CE Manual
91661900	CJ122 Fourth Font Option Frame Field Installation Hardware Maintenance Manual
91662900	CW195 OCR-B Pluggable Font Option HR/CE Manual
48936600	CC107-A On Line Character Correction CE Manual
91640800	CW209 OCR-B Recognition Rack Option CJ122 Models E, F, G, H, J and K HR/CE Manual
91640900	CW210 OCR-A Recognition Rack Option CJ122 Models E, F, G, H, J and K HR/CE Manual

MANUALS AVAILABLE FROM ROKFAC {CONT'D}

PRODUCT 9663

<u>Pub. No.</u>	<u>Description</u>
48780900	CJ1A1 Document Reader Maintenance HR/CE Manual {Vol. 1}
48780901	CJ1A1 Document Reader Diagrams HR/CE Manual {Vol. 2}
48780902	CJ1A1-A/B/C/D OCR Document Reader Parts Data HR/CE Manual {S/N 103-127} {Vol. 3A}
87817900	FF1A2-B, FF108-A Document Reader Controller HR/CE Manual
87803100	CJ5A7-A/CJ506-A/CJ507-A ANSI OCR-A and 7B Character Set Option CE Manual
87803300	CJ5A5-A ANSI OCR-A and OCR-B {1965}, Select Alpha Character Set Option CE Manual
87803400	CJ5A4-A OCR-B {1965}, Select Alpha and 12F Character Set Option CE Manual
87803500	CJ5A6-A 7B and 12F Character Set Option CE Manual
87803700	CJ5A2-A OCR-B {1965}, Select Alpha and 407-1 Character Set Option CE Manual
87803800	CJ5A1-A/CJ513-A 407-1 Numerics Font Option CE Manual
87803900	CJ5A8-A 12F Font Option CE Manual
87804000	CW1A2-A/B, CW160-A/B Mark Read Option CE Manual

PRODUCT 9664

<u>Pub. No.</u>	<u>Description</u>
87826900	CJ1A5 OCR Document Reader Maintenance HR/CE Manual {Vol. 2}
87951100	CJ1A5 OCR Document Reader Parts Data HR/CE Manual {Vol. 3}

PRODUCT 9669

<u>Pub. No.</u>	<u>Description</u>
48781000	CJ1A3-A/B OCR Alphanumeric Read Head Maintenance HR/CE Manual {Vol. 1}
48781010	CJ1A3 OCR Alphanumeric Read Head Diagrams HR/CE Manual {Vol. 2}

PRODUCT CW126

<u>Pub. No.</u>	<u>Description</u>
48143980	CW126 Handprint Unit Model A HR/CE Manual {Vol. 1}
48143981	CW126 Handprint Unit Models A through F Diagrams HR/CE Manual {Vol. 2}
48143990	CW126 Handprint Unit Model B HR/CE Manual {Vol. 4}
48911800	CW193 Handprint Unit Model A HR/CE Manual {Vol. 1}
91558900	CW207 Handprint Unit Model A01 Hardware Maintenance Manual {Vol. 1}

MANUALS AVAILABLE FROM ROKFAC {CONT'D}

PRODUCT                    TPR

<u>Pub. No.</u>	<u>Description</u>
48991600	Tactical Page Reader Special Purpose Manual
91510400	Tactical Page Reader Diagrams Special Purpose Manual

PRODUCT                    Software Reference Manuals

<u>Pub. No.</u>	<u>Description</u>
48781100	936 DITO {Ver. 1.0} OCR Software Reference Manual
91637300	System Utility Processor {Ver. 1.0} Software Reference Manual
48518501	915 OSAS-A and TOSAS User/Operator Information Manual
48706103	List Processor Installation Kit

PRODUCT                    Operator Manuals

<u>Pub. No.</u>	<u>Description</u>
87898700	921 OCR Document Reader Operating Instructions

\*\*Note: Refer to the OCR Systems Bulletin {published bi-monthly} for current revision levels of all OCR publications.



Software Manufacturing Division

{Formerly Special Support}  
{Formerly Sunnyvale Systems}

Software Manufacturing Division/SMD  
Systems Publications Unit/ARH230  
4201 Lexington Avenue North  
Arden Hills, Minnesota 55112

Ordering Information:

All internal CDC orders must be accompanied by a department number (project/account numbers are optional). Out-of-stock or not-yet-printed items are backordered automatically. External orders must be channeled through, and billed from, sales offices.

Manuals not listed below were written for a single customer and are probably no longer available.

<u>PUB.NO.</u>	<u>TYPE</u>	<u>TITLE</u>	<u>CUSTOMER</u>	<u>NOTES</u>
X0010312	PROPOS	1700 GENERAL HYBRID SYSTEM		LA JOLLA MANUAL
17215800	SPEC	CY70 ZODIAC DATA MANAGEMENT		
17216000	IMS	6000 FORTRAN EXT V2 INT+EX FUN	NOL	XEROX ONLY \$5.40
17223000	GED	1744/274 GEN DESC OF CONSOLE+	CONTROLR	XEROX ONLY
17223700	IMS	6000 RTS VI VER 3.3 OP SYSTEM	BASIC	W STNDRD IMS ONLY
17223800	IMS	6000 RTS VI VER 3.3 OP SYSTEM	MIT/LL	W STNDRD IMS ONLY
17224100	IMSS	6000 EXPORT HIGH-SPEED VERS 1	ASD	W STNDRD IMS ONLY
17224101	IMSS	6000 EXPORT HIGH-SPEED VERS 1	CRL	W STNDRD IMS ONLY
17224200	IMS	1700 IMPORT HS	ASD	W SCOPE 3.3
17224201	IMS	1700 IMPORT HS	CRL	W SCOPE 3.3
17224800	IMS	6000 TASK LOADER	MIT/LL	
17224900	IMS	6000 REALTIME INT DIAGNOSTIC	MIT/LL	
17226500	IMS	QSE4412 DRIVER/DIAGNOSTIC	MICOM	
17227300	ERS	1700 DIGIGRAPHIC CONTROL PACK	MARK 2.0	XEROX ONLY
17228300	IMS	6000 FORTRAN EXT V2 OBJEC TLIB	NOL	XEROX ONLY \$7.75
17229100	IMS	6000 HYBRID REALTIME CSSL 3	IABG	
17230700	ERS	CY70 ZODIAC COBOL TRANSLATOR		CALLED TRANSIT
17234000	SPEC	CY70 ZODIAC OPERATING SYSTEM	MDSF	
17234900	SPEC	CY70 ZDMS DESIGN	MDSF	\$25 EACH
17235500	IMS	CY70 COBOLZ TRANSLATOR TRANSIT	ALS	AVAILABLE IDD SVL
17235800	IMS	CY70 ZODIAC DATA MANAGMNT SYS	ALS	AVAILABLE IDD SVL
17236100	IMS	CY70 ZODIAC COMMUNIC SUBSYSTEM	ALS	AVAILABLE IDD SVL
17236300	IMS	CY70 ZODIAC OPERATING SYSTEM	ALS	AVAILABLE IDD SVL
17300000	REF/CE	QSE6504 RWBA	NADC	
17300100	OP GD	6000 PCS SCOPE OP SYSTEM	VW	
17300300	INSTHB	6000 PROC CONTROL SYS SOFTWARE	VW	
17300700	REF	6000 PCS HARDWARE	VW	
17300800	GIM	6000 PROCESS CONTROL SYSTEM	VW	
17301600	CE	QSE6158 REALTIME INTERF MUX	MIT/LL	VOL 1 + 2 \$15.50
17302000	REF	QSE6158 REALTIME INTERFACE	MIT	
17302200	REF	6000 SCOPE 3.3 TCM	VFW	
17302300	REF/CE	QSE7389/6522 DADIOS/PIT	NADC	
17302400	CE	QSE6505 HARDW REALTIME MONITOR	NADC	
17302700	USERS	6000 TEST DATA GENERATOR		
17303200	REF/CE	6000 DATA CHANNEL ADAPTER		
17303300	REF/CE	6000 DACS		
17303400	REF	6000 RTS VI VER 3.3 OP SYSTEM	BASIC	ONLY W 60305200 A
17303500	OP GD	6000 RTS VI VER 3.3 OP SYSTEM	BASIC	ONLY W 60306400 A
17303501	OP GD	6000 RTS VI VER 3.3 OP SYSTEM	MIT/LL	ONLY W 60306400 A
17304000	REF	6000 RTS VI VER 3.3 OP SYSTEM	MIT/LL	ONLY W 60305200 A
17304300	REF	6000 SYMBAL		
17304501	REF	6000 EXPORT/IMPORT HIGH-SPEED	CRL	
17304600	REF	6000/1700 MSOS IMPORT HIGH-SPD	ASD	ONLY W 60305700 A
17305500	CE	6000/QSE HARDWARE SYSTEM	NADC	
17305600	REF/CE	QSE6350 MAC WITH LOCKOUT	NADC	
17305700	REF/CE	QSE6514 PERIPH SEL + CONT STA	NADC	
17305800	REF	CY70 ZODIAC DATA MANAGEMENT		
17305900	REF	CY70 ZODIAC OPERATING SYSTEM		
17306000	REF	CY70 ZODIAC COBOLZ COMPILER		
17306100	REF	6000 TASK LOADER	MIT/LL	
17306400	REF	6000 OPTIMA VER 3		ONLY W 60207000 B
17306500	CE	QSE6705 CONTROL BOARD	NADC	
17306600	OP GD	CY70 ZODIAC OPERATING SYSTEM		
17306700	REF	QSE6158 REALTIME INT DIAGNOST	MIT/LL	
17306900	REF/CE	QSE4412 MICROWAVE INTRF CONTRL	MICOM	
17307000	REF	6000/3694 PAPER TAPE DRIVERS		
17307400	REF/CE	QSE7388 SIGNAL CONDITIONER	NADC	
17307500	REF/CE	QSE6513 ESS CONTROLLER + ESS	NADC	
17307600	USERS	6000/274 INT GRAPHICS SYSTEM	NWL	ONLY W 44629300 D

<u>PUB.NO.</u>	<u>TYPE</u>	<u>TITLE</u>	<u>CUSTOMER</u>	<u>NOTES</u>
17307601	USERS	6000/274 IGS VER 1 + 2	NSRDC	ONLY W 44629300 0
17307700	OP GD	6000 SCOPE VER 3.3 OP SYSTEM	NWL	
17307800	REF/CE	QSE6313 DATA CHANNEL ADAPTER	NADC	
17308200	REF	HYBRID SCOPE 3.3 HARDW MAINT	N	
17308400	HANDBK	REMOTE MULTIPLE USER TERM DIAG		SPECIAL 2000T
17308600	USERS	6000 FLWCHART GENERATOR	CDCFLOW	
17308700	REF	6000 REALTIME SFTWR (QSE4412)	MICOM	
17308800	REF	6000 DIGITAL DISPLAY SYS (3.3)	NADC	CNTRLD-EDMUNDSON
17309000	REF/CE	QSE8194 MASTER SWITCH CONSOLE	CERN	
17309300	REF	6000 INTERCOM 3	NSRDC	
17309400	REF	6000 SCOPE 3.3 OP SYSTEM	OSIS	
17309800	OP GD	6000 SCOPE 3.3 OP SYSTEM	OSIS	
17309900	REF	6000/1700 MSQS IMPORT HIGH-SPD	NSRDC	
17310400	REF	6000 HARDWARE SYSTEM	NADC	
17310500	REF	6000 INTERCOM 3	NWL	
17310600	REF/CE	QSE10275 DUAL ECS CONTROLLER	MDSF	
17310700	REF/CE	QSE9267 TRACK + DISPLAY INTERF	EDW FTC	
17310800	REF	QSE6505 HRTM	NADC	
17310900	REF	QSE6705 CONTROL BOARD	NADC	
17311500	REF	6000 EXPORT/IMPORT 200	ASD	
17311900	REF	6000 EXPORT/IMPORT 200	CRL	
17312900	REF/CE	QSE10276 INTERFACE CONTRL UNIT	MDSF	
17313900	OP GD	CY70 ZODIAC OPERATING SYSTEM M	DSF	
17314100	OP GD	CY70 ZODIAC OPERATING SYSTEM	ALS	AVAILABLE IDD SVL
17314700	REF	CY70 FORTRAN EXTENDED	ALS	AVAILABLE IDD SVL
17314800	REF	CY70 ZODIAC COBOLZ COMPILER	ALS	AVAILABLE IDD SVL
17314900	REF	CY70 SORT/MERGE	ALS	AVAILABLE IDD SVL
17315000	REF/CE	QSE10258 DICOMED INTERF (DIDI)	DATA COR	
17315100	REF/CE	QSE10235 TEKTRONIX INT (TEGI)	DATA COR	
17315200	REF/CE	QSE9373 SIGNAL COBDITIONER	FRC	
17315300	REF/CE	QSE9948/11771/11772/11773	IABG	SIGNAL CONDITIONER
17315400	REF	CY70 COMPASS ASSEMBLER A	LS	AVAILABLE IDD SVL
17315500	REF	CY70 ZODIAC OPERATING SYSTEM	ALS	AVAILABLE IDD SVL
17315600	INSTHB	QSE11775 SIGNAL GROUND ISOLATN	MDSF	
17315700	REF	CY70 ZODIAC DATA MANAGMNT SYS A	LS	AVAILABLE IDD SVL
17316500	REF/CE	QSE10716 MASTER DATA CON(MDCU)	SAMTEC	
17316900	REF	6000 REALTIME EXEC SOFTWARE	IABG	
17317000	REF/CE	QSE9379 PORT TRANSFER SWITCH	ARMY	
17317500	REF/CE	QSE10189 24-BIT DATA CHAN CONV	BELL LAB	
17317700	REF/CE	QSE12645/12646 MAINFRM MODS	IABG	CMBE + EXJ FJR 6673/6674
17318000	REF/CE	QSE13576 DSC MODIFICATION		
17318200	REF/CE	QSE9371 CONTROL BOARD	FRC	
17318300	REF/CE	QSE9368 READ/WRITE BUS ADAPTER	FRC	
17318400	REF/CE	QSE 9370 DADIOS	FRC	
17318500	REF/CE	QSE9372 HRTM	FRC	
17319600	REF/CE	QSE9369 ANALOG CONTROLLER	FRC	
17318700	REF/CE	QSE9374 TELEM GR STA CONTRLR	FRC	
17319100	REF/CE	QSE10592 DUAL ECS CONTROLLER	UBS	1060K
17319200	REF/CE	QSE8888 AD-4 CONTROLLER (ADAC)	MIA	
17319400	REF/CE	QSE11320 TELEMETRY OUTPUT MOD	SAMTEC	
17319700	SUPPLE	CY70 COBOL TYPE A (COBOL 4)	ALS	AVAILABLE IDD SVL
17319800	USERS	CY70 ZODIAC OPERATING SYSTEM	MDSF	
17319900	REF/CE	QSE11622 MAN CHAN SWITCH W/RENT	WISC ELE	
17320000	REF	UNIFIED DATA BASE BANKLOAD PRO	ALS	
17320200	CE	QSE13204 REALTIME INTERFACE	RAYTHEON	VOL 1 + 2
17320300	REF	QSE13393 ICL DIAGNOSTIC.	KMR	
17320400	REF/CE	QSE DUAL ECS CONTROLLER(1750K)	ALS	VOL 1 + 2
17320500	REF/CE	QSE DUAL ECS CONTROLLER(2000K)	ALS	VOL 1 + 2
17320600	REF/CE	QSE9944 DADIOS	IABG	
17320700	REF/CE	QSE 9947 CONTROL BOARD	IABG	
17320800	REF/CE	QSE9946 HARDW REALTIME MONITOR	IABG	
17320900	REF/CE	QSE9945 READ/WRITE BUS ADAPTER	IABG	
17321000	REF/CE	QSE HARDWARE INTERFACE EQUIPMT	IABG	
17321300	REF/CE	5600 MP3 560503A.	SAMTEC	VOL 1 + 2
17322300	REF/CE	QSE13976A/B/C LEVEL CONVERTER	ALS	
17323700	REF	QSE13204 REALTIME INTERFACE	RAYTHEON	
17323800	REF/CE	QSE12259 LONG DISTANCE INTERFA	AIS	
17323900	REF/CE	QSE12260 SITE CONTROLLER	AIS	
17324000	REF/CE	QSE12261 COMP INTERF UNIT(CIU)	AIS	
17324500	REF/CE	QSE DUAL ECS CONTROLLER(4000K)	ALS	VOL 1 + 2
17324700	REF	CY70 STATISTICS ANAL SYS (SAS)	MDSF	
17325300	REF/UG	CY70 SYSTEM PERFORMANCE MODEL	MDSF	
17325500	DIAGHB	QSE12259,12260,12261 HARDWARE	AIS	
17325600	REF/CE	QSE3303 DUAL ECS CONTROLLER	RUVER	2000K
17325700	REF	CY70/240 SERIES IGS VERS 2.1	KMR	USE WITH 17307300E
17325800	REF	CY76 TIME-CRITICAL SOFTWARE	KMR	
2.0INCH	BINDER	RESERVED FOR PROPOSAL USE ONL		CONTROLLED D LORI
2.5INCH	INDER	RESERVED FOR PROPOSAL USE ONLY		CONTROLLED - D LORI
38707900	REF/CE	QSE2378 TTY LOOP ADAPTER		
39130700	DESCR	ADPACS SYSTEM	LOCKHEED	
39230400	REF	SYSTEM DIAGNOSTICS	GRUMMAN	LA JOLLA MANUAL
39230500	REF	1700 REALTIME SOFTWARE	GRUMMAN	LA JOLLA MANUAL
39230700	DESCR	1700 PREPROCESSOR SYSTEM	GRUMMAN	LA JOLLA MANUAL

<u>PUB.NO.</u>	<u>TYPE</u>	<u>TITLE</u>	<u>CUSTOMER</u>	<u>NOTES</u>
39230800	REF/CE	DJ201 ENG PROC MODULE (EPM)	LAJOLLAG	RUMMAN MANUAL
39230900	REF/CE	8B103A EXTERNAL STORAGE MODULE	GRUMMAN	LA JOLLA MANUAL
39231000	REF/CE	FL202A ANALOG DATA FORMATTER	GRUMMAN	LA JOLLA MANUAL
39231100	REF/CE	TELEMETRY DATA FORMATTER	GRUMMAN	LA JOLLA MANUAL
39231200	REF/CE	FL303A TAGGED DATA BUS INTERF	GRUMMAN	LA JOLLA MANUAL
39231300	REF/CE	FJ112A PROGRAMMED I/O CHANNEL	GRUMMAN	LA JOLLA MANUAL
39240700	REF	TELEMETRY CARDS	GRUMMAN	LA JOLLA MANUAL
39248400	REF	1700 FORTEL COMPILER	GRUMMAN	LA JOLLA MANUAL
39263100	IMS	TELEMETRY DATA FORMATTER	GRUMMAN	LA JOLLA MANUAL
39263200	IMS	PROGRAMMABLE I/O CHANNEL (PIOC)	GRUMMAN	LA JOLLA MANUAL
39266700	IMS	ANALOG DATA FORMATTER	GRUMMAN	LA JOLLA MANUAL
39270100	IMS	ENGINEERING PROCESS MODULE EPM	GRUMMAN	LA JOLLA MANUAL
39530800	REF/CE	QSE5599 DIGITAL MULTIPLEXER	GRUMMAN	LA JOLLA MANUAL
39548300	USERS	1700 TCC/TOF DIAGNOSTIC	GRUMMAN	LA JOLLA MANUAL
39572800		QSE5600 INTEG READ/WRITE INT	GRUMMAN	LA JOLLA MANUAL
39661600	IMS	1700 FORTEL COMPILER	GRUMMAN	LA JOLLA MANUAL
39664200	IMS	REAL-TIME DATA SERVICE	GRUMMAN	LA JOLLA MANUAL
39746600	SP PUR	QSE8957/8958 RELAY OUTPUT UNIT		LA JOLLA MANUAL
44602700	REF	6400/6600 SYSTEM	NASA/LAN	
44606600	CE	6000 QSE2626 TRANSFER SWITCH	AXEL	
44608800	CE	QSE2262 DATA CHANNEL ADAPTER		
44609300	CE	INTEGRATED CIRCUITS		
44609400	CE	MULTIPLE ACCESS CONTROLLER	AXEL	
44609500	REF	HARDWARE SYSTEM	AXEL	
44609600	CE	6639/QSE2662 DISK FILE SYSTEM	AXEL	
44610700	REF	6000 HYBRID COMMANCHE SOFTWARE		
44611000	REF	ANALOG CONTROLLER DIAGNOSTICS	GD/FTWOR	
44611300	REF	A/D LINK CONTROLLER DIAGNOSTIC	GD/FTWOR	
44611500	CE	MASTER SWITCH CONSOLE	AXEL	
44612700	CE	JUNCTION BOX	NASA/HOU	
44613400	REF	QSE2331 HYBRID INT CONT SOFT	NASA/HOU	
44613600	CE	QSE2499 DISCRETE OUTPUT TERM	GD/FTWOR	
44613700	REF/CE	DUAL ECS CONTROLLER	AXEL	
44614500	REF/CE	8 X 1 TRANSFER SWITCH	SPOT A	
44614600	REF/CE	8 X 1 TRANSFER SWITCH	ROVER	
44614700	REF/CE	8 X 1 TRANSFER SWITCH	SPOT C	
44614800	REF/CE	REALTIME I/O TERMINAL (RIJT)		
44615600	REF/IMS	6000 TYPE CHAR FORTRAN EXTEND		
44616500	REF	HARDWARE SYSTEM	SPOT A	
44617000	REF/CE	MULTIPLE ACCESS CONTROLLER	ROVER	
44617100	REF	REALTIME I/O TERMINAL SOFTWARE		
44617700	REF/CE	MASTER SWITCH CONSOLE	E FRANCE	
44617800	REF/CE	8081 BUS ADAPTER		
44617900	REF/CE	PERIPHERAL EQUIPMENT SWITCH	CERN	
44618000	REF/CE	DATA CHANNEL ADAPTER + TIMER		
44618100	REF/CE	BRUSH RECORDER CONTROLLER	GRUMMAN	
44618200	SUPPLE	6000 SYSTEMS MAINT MONITOR	GRUMMAN	
44618300	REF/CE	THEODOLITE INTERFACE CONTROL	GRUMMAN	
44618500	REF/CE	MULTIPLE ACCESS CONTROLLER	L ALAMOS	
44618700	INSTAN	6000 SYSTEM	EGLIN	
44619100	REF/CE	MASTER SWITCH CONSOLE	ROVER	
44619200	REF	250 DRIVER	GRUMMAN	
44619300	REF	HARDWARE SYSTEM	ROVER	
44619400	REF/CE	MULTIPLE ACCESS CONTROLLER		
44619500	REF	FV212 415 CARD PUNCH CONTROL		
44619600	CE	FV212 415 CARD PUNCH CONTROL		
44621000	REF/CE	MULTIPLE ACCESS CONTROLLER	EGLIN	
44621100	REF/CE	MULTIPLE ACCESS CONTROLLER	FR W B	
44621800	REF	CENTRAL COMPUTER SUBSYSTEM	GRUMMAN	
44622200	REF	TELEMETRY STATION	GRUMMAN	
44622300	REF	PLDT SOFTWARE	GRUMMAN	
44622400	REF	SIMULATION SOFTWARE	GRUMMAN	
44622500	REF	DYNAMIC CONFIGURATOR PROGRAM	GRUMMAN	
44622600	REF	6000 TELIN COMPILER	GRUMMAN	
44622800	REF	6000 REALTIME OUTPUT SOFTWARE	GRUMMAN	
44622900	REF	6000 COMMAND SOFTWARE	GRUMMAN	
44623000	REF	6000 REALTIME EXECUTIVE SOFTW	GRUMMAN	
44623200	CE	QSE4540 1706 INTERF LVL CONV		WITH TESTER
44623400	GIM	TELEMETRY STATION	GRUMMAN	
44624100	REF	6000 CALIBRATION SOFTWARE	GRUMMAN	
44624200	REF	DYNAMIC ANALYSIS INTERFACE SOF	GRUMMAN	
44624600	REF/CE	QSE2815 HI-SPEED INTERF CONTR		
44626100	REF/CE	QSE4532,4533,5861		
44626400	GIM	6000 INTERACTIVE TELEMETRY SYS		
44627100	REF	6000/250 GRAPHICS PACKAGE		
44627700	REF/CE	QSE4618,6557,6833 ALARM MUNIT	ROVER	
44628200	REF/CE	QSE6578 24-BIT DATA CH CONVERT		

<u>PUB.NO.</u>	<u>TYPE</u>	<u>TITLE</u>	<u>CUSTOMER</u>	<u>NOTES</u>
44628600	OP GD	6000 NOLDS OPERATING SYSTEM	NOL	
44629001	REF/CE	QSE6384/8953 CM BUS EXTENSION		
44629101	REF/CE	QSE6385 EXT EXCHJ FROM HRTM		
44629400	REF/CE	QSE5783 ANALOG INTERF ADAPTER	NWL	
44629500	REF/CE	QSE5784 CHANCO INTERF ADAPTER	NWL	
44629800	HNDBK	RMUDS DIAGNOSTICS	NOL	SPECIAL 216 TERM
59152400	REF	6000 COMMUNIC SYS REMOTE JOB	AEC	
59152500	OP GD	6000 COMMUNIC SYS REMOTE JOB	AEC	
59152600	REF	1700 COMMUNIC SYS REMOTE JOB	AEC	
60407300	REF/CE	QSE9297 EXJ + CMBE MF MODS	FRC	
84837900	OP+CE	TCC/TDF (TELEMETRY DATA FORM)	GRUMMAN	LA JOLLA MANUAL
1.0INCH	BINDER	RESERVED FOR PROPOSAL USE ONLY	SVLOPS	CNTRLD - D. LORI
2.0INCH	BINDER	RESERVED FOR PROPOSAL USE ONLY		CONTROLLED D LORI
COVERS	SPSSTD	GRASS COVERS FOR QSE/QSS MANUL	PREPRINT	SETS OF FRONT + BK
1	INSTRU	MDL LM F PKG REGULATD PWR SUPL		LAMBDA ELEC MANUAL
2	INSTRU	1083 DAC ASSEMBLY		ELPAC MANUAL
3	INSTRU	1084 DISCRETE ASSEMBLY		ELPAC MANUAL
4	INSTRU	2790 SIGNAL SIMULATOR	GRUMMAN	EMR MANUAL
5	INSTRU	2791 PERTURBATION GENERATOR	GRUMMAN	EMR MANUAL
6	INSTRU	7521-903 REMOTE TIME DISPLAY	GRUMMAN	ASTRODATA MANUAL
7	IMS	ESM DIAGNOSTIC SOFTWARE	GRUMMAN	LA JOLLA MANUAL
9	IMS	1700 PREPROCESSOR PATH TESTS	GRUMMAN	LA JOLLA MANUAL

COMPUTERS - NATIONAL STANDARDS ON COMPUTERS AND INFORMATION PROCESSING

Reference copies of the standards listed below, together with certain ECMA and ISO information processing standards are maintained by the Systems Standards Department of CDC Technical Standards. Files of the standards listed above are maintained in division libraries. CDC employees interested in the content of these standards are urged to use their divisional library facilities. CDC employees who require standards for continued reference may obtain them from the Systems Standards Department. Others may obtain the listed standards from the following sources:

American National Standards Institute, Inc.  
1430 Broadway  
New York, New York 10018

Federal Information Processing Standards  
Superintendent of Documents  
U. S. Government Printing Office  
Washington, D. C. 20402

or locally {Twin Cities}

United States Department of Commerce  
306 Federal Courts Building  
Minneapolis, Minnesota 55401

American National Standards on Computers and Information Processing:

- ANSI X3.1-1969 Signaling Speeds for Data Transmission
- ANSI X3.2-1963 Print Specifications for Magnetic Ink Character Recognition
- ANSI X3.3-1963 Bank Check Specifications for Magnetic Ink Character Recognition
- ANSI X3.4-1968 Code for Information Interchange
- ANSI X3.5-1968 Flowchart Symbols and Their Usage in Information Processing
- ANSI X3.6-1965 Perforated Tape Code for Information Interchange
- ANSI X3.9-1966 FORTRAN
- ANSI X3.10-1966 Basic FORTRAN
- ANSI X3.11-1969 Specifications for General Purpose Paper Cards for Information Processing
- ANSI X3.12-1966 Vocabulary for Information Processing
- ANSI X3.14-1969 Recorded Magnetic Tape for Information Interchange (200 CPI, NRZI)
- ANSI X3.15-1966 Bit Sequencing of the American National Standard Code for Information Interchange in Serial-by-Bit Data Transmission
- ANSI X3.16-1966 Character Structure and Character Parity Sense for Serial-by-Bit Data Communication in the American National Standard Code for Information Interchange

- ANSI X3.17-1966 Character Set for Optical Character Recognition
- ANSI X3.18-1967 One-Inch Perforated Paper Tape for Information Interchange
- ANSI X3.19-1967 Eleven-Sixteenths Inch Perforated Paper Tape
- ANSI X3.20-1967 Take-Up Reels For One-Inch Perforated Tape For Information Interchange
- ANSI X3.21-1967 Rectangular Holes in Twelve-Row Punched Cards
- ANSI X3.22-1967 Recorded Magnetic Tape for Information Interchange {800 CPI, NRZI}
- ANSI X3.23-1968 COBOL
- ANSI X3.24-1968 Signal Quality at Interface Between Data Processing Terminal Equipment and Synchronous Data Communication Equipment for Serial Data Transmission
- ANSI X3.25-1968 Character Structure and Character Parity Sense for Parallel-by-Bit Data Communication
- ANSI X3.26-1969 Hollerith Punched Card Code
- ANSI X3.27-1969 Magnetic Tape Labels for Information Interchange

American National Standards on Office Machines and Supplies:

- ANSI X4.6-1966 10-Key Keyboard for Adding and Calculating Machines
- ANSI X4.7-1967 Typewriter Keyboards

Federal Information Processing Standards:

- FIPS PUB 0 General Description of the Federal Information Processing Standards Register
- \*FIPS PUB 1 Code for Information Interchange
- \*FIPS PUB 2 Perforated Tape Code for Information Interchange
- \*FIPS PUB 3 Recorded Magnetic Tape for Information Interchange {800 CPI, NRZI}
- FIPS PUB 4 Calendar Date
- FIPS PUB 5 States of the United States
- FIPS PUB 6 Counties of the States of the United States
- FIPS PUB 7 Implementation of the Code for Information Interchange and Related Media Standards
- FIPS PUB 8 Metropolitan Statistical Areas
- FIPS PUB 9 Congressional District of the United States

{FIPS PUBS noted with an asterisk provide only policy, administrative and guidance information relative to the implementation and utilization of the standards. The technical specifications of FIPS PUBS 1, 2 and 3 are contained in American National Standards X3.4, X3.6, and X3.22, respectively.}

VALLEY FORGE PUBLICATIONS - VFDCPI

Responsible Individual: Jerry Buckley

COMPUTER PERIPHERALS, INC.  
2621 Van Buren Ave.  
Valley Forge Industrial Park  
Norristown, PA 19401  
Telephone: 215-666-5000 X489

<u>Publication No.</u>	<u>Revision</u>	<u>Title</u>
49751500	D	66X-PSTT Parts Identification Manual
49751600	C	66X-PSTT Operator's Manual
49751700	B	34201 Field Service Manual
49751800	B	34201 Reference Manual
49751900	B	34201 Parts List
49752100	D	66X-PSTT Field Service Manual
49752200	C	66X-Parts Identification Manual
49756800	B	LCTT Reference Manual (7 & 9 track NRZI only)
49756900	B	LCTT Field Service Manual (7 & 9 track NRZI only)
49757800	A	CB10X/20X Maintenance and Parts Identification Manual
49762300	A	415-30 (811) Maintenance Manual

## TERMINAL SUBSYSTEMS DIVISION (RVLOPS)

This portion of the Literature Catalog lists publications which are stocked at the Terminal Subsystems Division bookstore. Information is also included concerning revision level interpretation, ordering procedures, and the abbreviations which are used.

### CONTENTS

The following nomenclature classifications are represented as sections:

- 1) Equipment numbers
- 2) Product numbers
- 3) OEM numbers
- 4) QSE numbers
- 5) Miscellaneous
- 6) Assembly numbers

Each section is arranged in alphanumeric order. If there is no publication given after a listing, the reference column will indicate under what nomenclature and section it may be found.

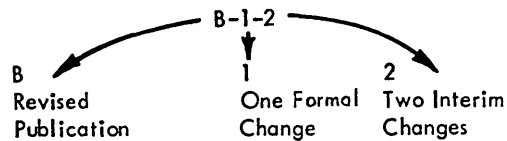
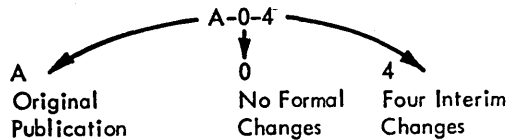
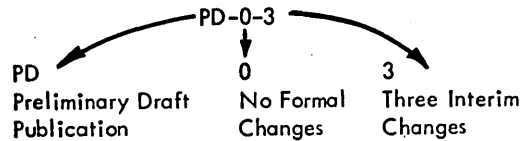


## HOW TO INTERPRET MANUAL REVISION LEVEL

The revision column in the catalog indicates the present revision level of the manual. A comparison of this revision with that of a manual in possession can be made by checking the revision record page in the front of the manual. Currently the common single-designator method of identifying revision level is being used on all new and revised manuals. However in the past, two other methods of identifying the revision level were used. These old methods used a two-or three-part revision level designator. A brief explanation of each method follows.

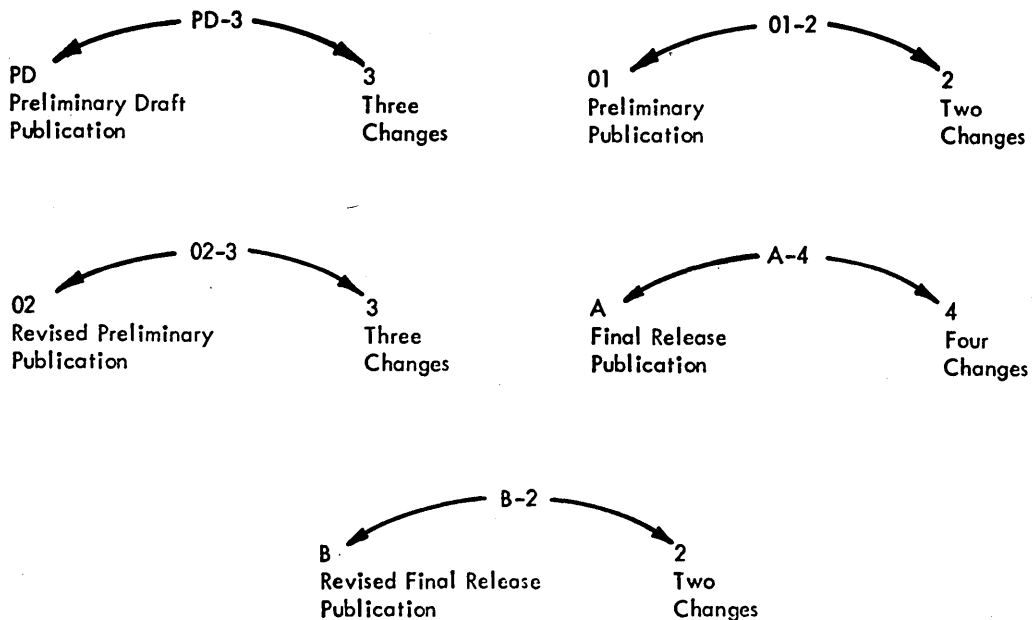
### Three-Part Designator Method

Under this method, both a formal and interim change existed. An interim change was a quick and temporary way of documenting FCO's, corrections, etc., while the formal change constituted a reprint of interim changes in a permanent fashion. All existing changes were incorporated into the manual when it was reprinted and the first part of the revision designator upgraded. For example, a manual with the designation "A-1-2" would become "B-0-0" at the next reprint.



## Two-Part Designator Method

The formal change was eliminated with this method and all changes were of the interim change variety. The interim changes were incorporated into the manual upon reprint and the first part of the revision designator upgraded. For example, a manual with the designation "01-4" would become "02-0" at the next reprint.



## Single Designator Method

With this method the revision is upgraded whenever a change is made to the manual. The change may be done in revision packet form or in the form of a revised version of the complete manual. If a reprint of the manual incorporates previous revision packets, the revision of the manual is not upgraded. In this case, the reprint of the manual represents the same contents as would a user's manual had the user incorporated the packets into his manual and discarded the obsolete pages.

## ORDERING INFORMATION

When requesting manuals listed in this catalog, a Literature and Stocked Forms Request (CDC form AA1538) should be completed and sent to either of the following addresses.

Control Data Corporation  
Literature and Distribution Services  
8100 34th Avenue South, P.O. Box 0  
Minneapolis, Minnesota 55440

OR

Control Data Corporation  
Technical Publications Bookstore  
2401 North Fairview Avenue  
St. Paul, Minnesota 55113

## EXPLANATION OF ABBREVIATIONS

Appx	Appendix	Mod	Modification
BK	Book	MS	Multi-Station
CE	Customer Engineering	Oprs	Operators
Diag	Diagrams	O/P	Operating and Programming
Dwg	Drawings	PD	Preliminary Draft
Eqpt	Equipment	PR	Preliminary Release
Ext	External	Prep	Preparation
ES	Equation Summary	Prod	Product
Hdw	Hardware	Prgm	Programming
I/F	Interface	RC/CE	Repair Center/Customer Engineering
I/O	Input/Output	Ref	Reference
Instl	Installation	Ref/CE	Reference/Customer Engineering
Instr	Instructions	Sect	Section
M-A	Maintenance Aids	Spec	Specification
M/M-A	Maintenance and Maintenance Aids	SPM	Special Purpose Manual
Maint	Maintenance	SS	Single-Station
Mnl	Manual	Svc	Service
Misc	Miscellaneous	Vol	Volume
		WL	Wire List

## EQUIPMENT SECTION

EQUIPMENT NUMBER	PUBLICATION TITLE	PUBLICATION NUMBER	REVISION	STATUS *	REFERENCE
AB104-A					SPC-1, Misc Sect
BB326-A					GRID, Misc Sect
BB327-A					GRID, Misc Sect
BB329-A					SPC-1, Misc Sect
BB330-A					
BB331-A					SPC-1, Misc Sect
BE601-A					65095-20, Prod Sect
BE701-A/B	Tape Cassette, Oprs Guide	82175500	A	OB	
BF701-A/B	Tape Cassette, Hdw Ref Mnl	82175600	01-0	OB	
BF701-A/B	Tape Cassette, Instl Instr	82175700	A	OB	
BF701-A/B	Tape Cassette, On-Site Maint Mnl	82175800	01-2	OB	
BT1A9-A	Expanded Memory Kit RC Maint Mnl	62107100	B	RO	
CA101-A	Entry Keyboard, Ref/CE Mnl	82140400	A-0-0		
CA102-A	Entry Keyboard, Ref/CE Mnl	82140400	A-0-0		
CA103-A	Entry Keyboard, Ref/CE Mnl	82140500	A-0		
CA104-A	Entry Keyboard, Ref/CE Mnl	82140500	A-0		
CA109-A	Edit Keyboard, Ref/CE Mnl	82145300	PD-0-0		
CA111-A	Entry Keyboard, Ref/CE Mnl	82148300	A-0		
CA112-A	Entry Keyboard, Ref/CE Mnl	82148300	A-0		
CA113-A	Entry Keyboard, Ref/CE Mnl	82147800	PD-0-1		
CA114-A	Digiscribe Mod, SPM	82148900	A-0-1		
CA115-A	Entry Keyboard, Ref/CE Mnl	82160700	C	RO	
CA118-A	Trend Cable Conversion, SPM	82155600	A-0-0		
CA119-A					CC530-A, Eqpt Sect
CA120-A					CC530-A, Eqpt Sect
CA123-A	Entry Keyboard, Ref/CE Mnl	82170100	B	CR	
CA124-A	Entry Keyboard, Ref/CE Mnl	82169700	B	RO	
CA125-A	Entry Keyboard, Ref/CE Mnl	82169700	B	RO	
CA126-A	Entry Keyboard, Ref/CE Mnl	82170200	A-0		
CA127-A	Entry Keyboard, Ref/CE Mnl	82169800	B	CR	
CA128-A	Entry Keyboard, Ref/CE Mnl	82169800	B	CR	
CA130-A	Entry Keyboard, Ref/CE Mnl	82170000	B	CR	
CA131-A	Entry Keyboard, Ref/CE Mnl	82170000	B	CR	
CA133-A	Entry Keyboard, Ref/CE Mnl	82172000	B	CR	
CC102-A/B	Display Station, Ref/CE Mnl	82160600	C	RO	
CC103-A					CA118-A, Eqpt Sect
CC104-A/B/ C/D/E					Digigraphic, Misc Sect
CC302-A	LA Code Modification, SPM	82141700	A-0-0		FV305-A, Eqpt Sect
CC305-A					Assy Section
CC311-A					15534400
CC5A1-B					92415-01, OEM Sect
CC5A2-A/B					92413-10, OEM Sect
CC5A4-A/B					92413-20, OEM Sect
CC5A5-A	Display Terminal, Oprs Guide	62983500	A-0		
↓	Display Terminal, Hdw Ref Mnl	62983600	C	RO	
CC5A6-A	Display Terminal, Instl Instr	62983700	B	RO	
CC5A5-A/ CC5A6-A					92423-10
* Explanation of codes:		RO - Revised publication obsoletes all previous editions			
LQ - Documents an equipment no longer being produced - available in limited quantities only		CR - Change to revision level since last edition of catalog			
NP - New publication		OB - Obsolete Publication			



## EQUIPMENT SECTION

EQUIPMENT NUMBER	PUBLICATION TITLE	PUBLICATION NUMBER	REVISION	STATUS *	REFERENCE
CC545-A/B	Cyber 170 Display Station, Hdw Ref/CE Mnl	62978200	A	RO	
CC545-C/D	Console Ref/CE Mnl	62952600	A	NP	
CC6A1-B					92414, OEM Sect
CC6A2-A/B					92411, OEM Sect
CC6A5-A/B					92413-30, OEM Sect
CC6A7-A/B					92414-50, OEM Sect
CC6A7-A/B	Display/Keyboard Station Keyboard, RC/CE Mnl	62986000	01-0		
CC6A9-A					92423-15, OEM Sect
CC601-A/B	Display Station, Ref/CE	82134300	C-0		
CC601-C/D	Display Station, Ref/CE	62085700	B-0	RO	
CC608-A/B/C/D					9236, QSE Sect
CC609-A/B/C/D					711-10, Prod Sect
CC610-A					65055, Prod Sect
CC612-A					9708, QSE Sect
CD112-A	Basic Terminal RC/CE Mnl	62997500	01		
CD125-A					65070-16A, Prod Sect
CE123-A/B	731 Series Terminal Card Reader, Ops Guide	82163000	A-0		
CE124-A/B	732 Series Terminal Card Reader, Ops Guide	82167900	A-0		
CE160-A/B	Card Reader, Ops Guide	82176700	A-0		
CE160-A/B	Card Reader, Hdw Ref Mnl	82176800	A-0		
CE160-A/B	Card Reader, Instl Instr	82176900	A-0		
CE160-A/B	Card Reader, On-Site Maint Mnl	82177000	A-0	RO	
CE311-A	Card Reader, RC/CE Mnl	62997600	01-0		
CE604-A	Character Modification, SPM	82159400	A-0-1		
CE606-A	EOR/EOF Modification, SPM	82167000	A-0		
CE703-A/B					224-1, Prod Sect, FC732-A, Eqpt Sect
CE705-A					
CE707-A/B	Paper Tape Reader/Punch Station, Hdw Ref/CE Mnl	82170700	A-0		
CE707-B	Paper Tape Reader, Ref/CE Mnl	82160200	A-0-0		
CF509-A/B					CE707-A/B, Eqpt Sect
CF510-A/B					CE707-A/B, Eqpt Sect
CF517-A	Data Entry Terminal, RC Maint Mnl - Vol 1	62980800	A-0		
CF517-A	Data Entry Terminal, RC Maint Mnl - Vol 2	62981100	B	CR	
CF804-A					CE604-A, Eqpt Sect
CJ801-A					65095-10, Prod Sect
CK1A1-A/B					92416, OEM Sect
CK1A3-A					92427, OEM Sect
CK105-A/B					218-1, Prod Sect
CK108-A/B	Typewriter Station, Ref/CE Mnl	82146500	A-0		
CK111-A/B					711-121, Prod Sect
CK111-A/B					9707, QSE Sect
CK112-A	Buffered Ticket Printer, Ops Guide	82182600	A-0		
CK112-A	Buffered Ticket Printer, On-Site CE Mnl	82182700	D	RO	
CK112-A	Buffered Ticket Printer, Ref Mnl	82182800	B	RO	
* Explanation of codes:			RO - Revised publication obsoletes all previous editions		
LQ - Documents an equipment no longer being produced - available in limited quantities only			CR - Change to revision level since last edition of catalog		
NP - New publication			OB - Obsolete Publication		

## EQUIPMENT SECTION

EQUIPMENT NUMBER	PUBLICATION TITLE	PUBLICATION NUMBER	REVISION	STATUS *	REFERENCE
CK401-A CK402-A/B CK409-A/B CK409-A/B CL3D7-A/B CL3D8-A/B CL112-A	Typewriter Station, Ref/CE Mnl	82134400	C	RO	218-2, Prod Sect 711-120, Prod Sect 9236, QSE Sect 92417, OEM Sect 92427, OEM Sect
CL113-A	Paragraph Printer Adapter Kit, Ref/CE Mnl	82160100	PD-2		
CL117-A	Paragraph Printer Adapter Kit, Ref/CE Mnl	82160100	PD-2		
CL118-A	Paragraph Printer Adapter Kit, Ref/CE Mnl	82162100	PD-0-2		
CL201-A	Receive-Only Impact Printer, On-Site/CE Mnl	82162100	PD-0-2		
CL201-A	Receive-Only Impact Printer, Instl Instr	62970000	A	RO	
CL201-A	Receive-Only Impact Printer, Ref Mnl	62989900	A	RO	
CL201-A	Receive-Only Impact Printer, Oprs Guide	62989800	A	RO	
CL202-A	Receive-Only Impact Printer, On-Site/CE Mnl	62989700	A	RO	
CL202-A	Receive-Only Impact Printer, Ref Mnl	62975500	A	RO	
CL202-A	Receive-Only Impact Printer, Oprs Guide	62975400	A	RO	
CL3D8-A/B		62975300	A	RO	92427 OEM Sect
CL321-A/B	Receive-Only Impact Printer, Oprs Guide	82175100	A-0		
CL321-A/B	Receive-Only Impact Printer, Hdw Ref Mnl	82175200	A	RO	
CL321-A/B	Receive-Only Impact Printer, Instl Instr	82175300	A	RO	
CL321-A/B	Receive-Only Nonimpact Printer, On-Site CE Mnl	82175400	A	RO	
CL322-A/B	Receive-Only Nonimpact Printer, Oprs Guide	82181800	A-0		
CL322-A/B	Receive-Only Nonimpact Printer, Hdw Ref Mnl	82181900	A-0		
CL322-A/B	Receive-Only Nonimpact Printer, Instl Instr	82182000	A-0		
CL322-A/B	Receive-Only Nonimpact Printer, On-Site Maint Mnl	82182100	B	RO	
CL322-C	Receive-Only Nonimpact Printer, SPM	62978900	A-0	OB	
CL602-A/B	Line Printer, Oprs Guide	82182900	A-0		
CL602-A/B	Line Printer, Hdw Ref Mnl	82183000	A-0		
CL602-A/B	Line Printer, Instl Instr	82183100	A-0		
CL602-A/B	Line Printer, On-Site Maint Mnl	82183200	A-0		
CL894-A CN501-A/B CN502-A CN503-A	Microfilm Recorder, Ref/CE Mnl	82168600	A-0		CE604-A, Eqpt Sect 8987, QSE Sect
CN802-A CN803-A	Plotter Adapter Kit, Ref/CE Mnl Plotter Adapter Kit, Ref/CE Mnl	82153000 82153000	PD-0-0 PD-0-0		713-120, Prod Sect
* Explanation of codes:		RO - Revised publication obsoletes all previous editions			
LQ - Documents an equipment no longer being produced - available in limited quantities only		CR - Change to revision level since last edition of catalog			
NP - New publication		OB - Obsolete Publication			

## EQUIPMENT SECTION

EQUIPMENT NUMBER	PUBLICATION TITLE	PUBLICATION NUMBER	REVISION	STATUS *	REFERENCE
CP103-A					65070-3, 65070-15 Prod Sect
CR301-A					253-2, Prod Sect
CR302-A					254-2, Prod Sect
CR303-A					254-2, Prod Sect
CR304-A					254-2, Prod Sect
CR305-A	Hardcopy Recorder, Ref/CE Mnl	82145600	PD-1-1		
CV101-A	Character Modification, SPM	82159700	A-0-3		
CV102-A					CE604-A, Eqpt Sect
CV401-A	Hardcopy D/E Modification, SPM	82145500	A-0-2		
CV403-A					10892, QSE Sect
CV403-A	Digiscribe Option RC/CE Mnl	62996000	A-0		
CV405-A/B	Data Control Kit RC Mnl	62993600	B	CR	
CV407-A					65070-16A, Prod Sect
CV408-A					65070-16A, Prod Sect
CV407-A/ CV408-A	Data Entry Terminal, RC/CE Mnl	62970800	C	CR	
CV407-A/ CV408-A	Data Entry Terminal, RC Parts Data Mnl	62970900	C	CR	
CW117-A					216-4 (Burroughs 5500), Prod Sect
CW120-A/ CW121-A	Line Printer Adapter Kit, Ref/CE Mnl	82140800	C	RO	
CW151-A					CV101-A, Eqpt Sect
CW152-A					CV101-A, Eqpt Sect
CW157-A					65060, Prod Sect
CW161-A	Display Station Adapter Kit, SPM	82167100	A-0		
CW169-A	Card Punch Adapter Modification, SPM	82169300	A-0		
CW170-A					
CW196-A	218-F Printer Station Modification, SPM	62974600	A-0		
CY114-A	Keyboard Modification, SPM	82170300	A-0		
CY214-A					FT105-A, Eqpt Sect
CY606-A	Impact Printer Modification, SPM	62977900	A-0		
CY607-A	Impact Printer Station Modification, SPM	62978000	A-0		
DC116-A	3000 I/F Adapter Kit, Ref/CE Mnl	82141800	A-3		
DC117-A	3000 I/F Adapter Kit, Ref/CE Mnl	82141900	A-0		
DC121-A					SPC-1, Misc Sect
DC123-A/B	IBM 360 I/F (BCD) Adapter, Ref/CE Mnl	82154600	A-3		
DC134-A/B	IBM 360 I/F (ANSI) Adapter, Ref/CE Mnl	82160500	A-3		
DC138-A					GA121-A, Eqpt Sect
DF501-A					3398-2, Prod Sect
DF502-A					3398-2, Prod Sect
DF503-A					3398-2, Prod Sect
DG103-A	Typewriter Adapter Kit, Ref/CE Mnl	82152000	A-1		
DG104-A	Typewriter Adapter Kit, Ref/CE Mnl	82142000	A-1		
DJ102-A thru DJ108-A					3398-2, Prod Sect
DJ618-A					3398-2, Prod Sect
DK104-A/B					65095-30, Prod Sect Ponya, Misc Sect
* Explanation of codes:		RO - Revised publication obsoletes all previous editions			
LQ - Documents an equipment no longer being produced - available in limited quantities only		CR - Change to revision level since last edition of catalog			
NP - New publication		OB - Obsolete Publication			



## EQUIPMENT SECTION

EQUIPMENT NUMBER	PUBLICATION TITLE	PUBLICATION NUMBER	REVISION	STATUS *	REFERENCE
DN108-A	Interface Translator, Ref/CE Mnl	82162600	C	CR	216-4, (Burroughs 5500), Prod Sect
DN109-A	3000/FR113-A I/F Translator, Ref/CE Mnl	82166000	C	CR	
DN121-A	3000 Interface Translator, Hdw Ref/CE Mnl	82186700	C	CR	
DT102-A	Remote I/F Adapter Kit, Ref/CE Mnl	82139600	B-0-0		
DT114-A					
DT115-A	1700 I/F Adapter, Ref/CE Mnl	82139500	A-2		
DT136-A	Remote Interface Adapter, Ref/CE Mnl	82148000	A-0-1		
DT150-A	Peripheral Controller, Ref/CE Mnl	82155800	PD-0-2		
DT167-A	3000 I/F Modification Kit, Ref/CE Mnl	82159900	A-1		
DT181-A	I/O Channel Adaptor, Ref/CE Mnl	82165900	B	CR	
DT199-A	3000 Interface Modification Kit, SPM	82187700	A-0		
DT500-A	4800 Baud Modification, SPM	82150700	B	RO	
DT501-A	4800 Baud Modification, SPM	82149900	D	RO	
DUI02-A	I/F Modification Kit (4800 Baud), SPM	82171000	A-0		
FA603-A/B	Micro Drum, Oprs Guide	82176300	A-0	OB	
FA603-A/B	Micro Drum, Hdw Ref Mnl	82176400	A-0	OB	
FA603-A/B	Micro Drum, Instl Instr	82176500	01-0	OB	
FA603-A/B	Micro Drum, On-Site Maint Mnl	82176600	A-1	OB	
FA603-A/B	Micro Drum, Hdw Ref/CE Mnl	62998500	A-0	OB	
FC101-A/B	Basic Controller Cabinet, Ref/CE Mnl	82140600	A-5	CR	
FC102-A	Basic Controller Cabinet, Ref/CE Mnl	82141300	B	RO	
FC103-A	Basic Controller Cabinet, Ref/CE Mnl	82150400	C	RO	
FC105-A	Basic Controller Cabinet, Hdw Ref/CE Mnl	82183900	B	CR	
FC5A9-A					92436 OEM Sect
FC501-A/B					731/732, Prod Sect
FC502-A/B					731/732, Prod Sect
FC505-A/B					731/732, Prod Sect
FC509-A/B					65070-11, Prod Sect
FC509-A/B	Terminal Facility Controller				
FC519-A	Hardware Diagnostic System,			CR	TFC, Misc Sect
FC530-A/B	Instant Ref Mnl	82179000	C		
FC530-A/B	RAM Module RC/CE Mnl	62961000	01	NP	
FC532-A					714-10, Prod Sect
FC533-F					65095-10, Prod Sect
FC538-A					714-10, Prod Sect
FC710-A/B					217-2, Prod Sect
FC711-A/B					217-2, Prod Sect
FC712-A					3027/3028, QSE Sect
FC715-A	3344 Digigraphic Controller, Ref/CE Mnl	82146800	A-0-1		
FC716-A	4800 Baud, SPM	82127200	B-0		
FC717-A	4800 Baud, SPM	82142400	C-0		
FC717-B	4800 Baud, SPM	82143800	A-0-2		
FC718-B/C					Digigr, Misc Sect
FC719-A	4800 Baud, SPM	82143900	A-0-2		
FC719-B	4800 Baud, SPM	82147100	B-0-0		

## \* Explanation of codes:

LQ - Documents an equipment no longer being produced - available in limited quantities only

NP - New publication

RO - Revised publication obsoletes all previous editions

CR - Change to revision level since last edition of catalog

OB - Obsolete Publication

## EQUIPMENT SECTION

EQUIPMENT NUMBER	PUBLICATION TITLE	PUBLICATION NUMBER	REVISION	STATUS *	REFERENCE
FC720-A	Equipment Controller, Ref/CE Mnl	82145800	PD-0-3		
FC721-A	Equipment Controller, Ref/CE Mnl	82146200	PD-0-1		
FC722-A/B	Equipment Controller, Ref/CE Mnl	82146700	B	CR	
FC723-A/B	Equipment Controller, Ref/CE Mnl	82146700	B	CR	
FC724-A	Equipment Controller, CE, Bk 1	82153600	A-0-0		
FC724-A	Equipment Controller, CE, Bk 2	82149700	A-0-2		
FC724-A	Equipment Controller, Parts Data Bk	82153400	A-0-1		
FC725-A/B	Plotter Modification, SPM	82148800	B-0		
FC729-A	RFI Modification to 4800 Baud, SPM	82151000	A-0-0		
FC730-A/B	Equipment Controller, Ref/CE Mnl	82153900	PD-0-0		
FC731-A/B	Equipment Controller, Ref/CE Mnl	82153900	PD-0-0		
FC732-A/B	Remote Terminal Controller, SPM, Bk 2	82157300	B	CR	
FC732-A/B	Remote Terminal Controller, Parts Data Bk	82170600	A-0		
FC732-A/B	Remote Terminal Controller, Hdw Ref/ CE Mnl, Bk 1	82170500	A-0		
FC734-A/B	Remote Terminal Controller, Hdw Ref/ CE Mnl, Bk 1	82170500	A-0		
FC734-A/B	Remote Terminal Controller, SPM, Bk 2	82157300	B	CR	
FC734-A/B	Remote Terminal Controller, Parts Data Bk	82170600	A-0		
FC801-A					1746-1, Prod Sect
FC802-A					1746-1, Prod Sect
FC803-A	Burroughs 5500, SPM	82135900	B-0-5		
FC806-A/B	Remote Terminal Controller, Ref/CE Mnl	82136100	01-0		
FC807-A/B	Remote Terminal Controller, Ref/CE Mnl	82136100	01-0		
FC808-A	RFI Enclosure Modification, (3290-D, 211-P, 218-G) SPM	82149800	B-0-1		
FC809-A	CC520-A RF1 Enclosure Mod SPM	82153300			
FC812-A/B/ C/D					65053, Prod Sect
FC813-A	Basic Local Multistation Controller, Ref/CE Mnl	82162800	A-3		
FE105-A/B					217-2, Prod Sect
FE106-A/B					217-2, Prod Sect
FE108-A/B					217-2, Prod Sect
FE109-A/B					217-2, Prod Sect
FE112-A	Card Reader Adapter Kit, Ref/CE Mnl	82140700	A-0		
FE113-A	Card Reader Adapter Kit, Ref/CE Mnl	82140700	A-0		
FE114-A	Card Reader Adapter Kit, Ref/CE Mnl	82136300	A-0		
FE115-A	Card Reader Adapter Kit, Ref/CE Mnl	82136300	A-0		
FE204-A	Card Punch Adapter Kit, Ref/CE Mnl	82140900	B	CR	
FE205-A	Card Punch Adapter Kit, Ref/CE Mnl	82140900	B	CR	
FE306-A					SPC-1, Misc Sect
FF305-A/B	Typewriter Adapter Kit, Ref/CE Mnl	82136200	A-0		
FF306-A/B	Typewriter Adapter Kit, Ref/CE Mnl	82136200	A-0		
FF512-A/B	Line Printer Adapter Kit, Ref/CE Mnl	82138500	B	RO	
thru					
FF515-A/B	Line Printer Adapter Kit, Ref/CE Mnl	82138500	B	RO	

## \* Explanation of codes:

LQ - Documents an equipment no longer  
being produced - available in  
limited quantities only

NP - New publication

RO - Revised publication obsoletes all  
previous editions

CR - Change to revision level since last  
edition of catalog

OB - Obsolete Publication

## EQUIPMENT SECTION

EQUIPMENT NUMBER	PUBLICATION TITLE	PUBLICATION NUMBER	REVISION	STATUS *	REFERENCE
FH401-A FH403-A/B FH404-A FH404-A FH404-A FH404-A FR107-A	Display Controller, Volume 1 Display Controller, Volume 2 Display Controller, Volume 3 Display Controller, Volume 4 201-A/B Remote Interface Module, Ref/CE Mnl	82167300 82167200 82167400 82167500	B-0 A-0 A-0 A-0		3398-2, Prod Sect FC725-A/B, Eqpt Sect
FR107-A FR108-A FR108-A FR110-A	3000 Local Interface Module, Ref/CE Mnl 301-B Remote Interface Module, Ref/CE Mnl	82144400 82149100	B B	CR CR	GRID, Misc Sect GRID, Misc Sect
FR110-A FR123-A FR124-A	Hardcopy Control Modification Kit, SPM Programmer Panel, RC/CE Mnl	82155400 82169100 62999600	A 01-0 A-0	CR RO	GRID, Misc Sect
FT101-A FT102-A FT105-A FT108-A FV1A5-A FV1A6-A	Hardcopy Recorder Adapter Kit, Ref/CE Mnl Hardcopy Recorder Adapter Kit, Ref/CE Mnl 200 User Terminal Modification, SPM IBM 360 Interface Translator, Ref/CE Mnl Display/Entry Station & Display Station Driver Mod., SPM Display/Entry Station & Display Station Driver Mod., SPM	82142700 82142700 82164700 82171200 62987500 62987500	A-0 A-0 A-0 B A-0 A-0	CR	
FV1A7-A FV106-A thru FV109-A FV110-A FV111-A FV112-A FV113-A FV130-A FV131-A thru FV134-A FV135-A thru FV138-A FV140-A FV141-A FV144-A	Display Station Driver Modification, SPM Display Station Adapter Kit, Ref/CE Mnl ↓ Display Station Adapter Kit, Ref/CE Mnl ↓ Typewriter Adapter Kit, Ref/CE Mnl ↓ Typewriter Adapter Kit, Ref/CE Mnl ↓ Main Timing Adapter Kit, Ref/CE Mnl ↓ Main Timing Adapter Kit, Ref/CE Mnl ↓ Display Station Adapter Kit, Ref/CE Mnl ↓ Display Station Adapter Kit, Ref/CE Mnl ↓ Display Station Adapter Kit, Ref/CE Mnl ↓ Display Station Adapter Kit, Ref/CE Mnl ↓ Display Station Adapter Kit, Ref/CE Mnl ↓ Display Station Adapter Kit, Ref/CE Mnl ↓ Hardcopy SDU Modification, SPM	82174800 82140100 82140100 82140200 82140200 82139700 82139700 82140000 82140000 82148600 82148600 82140000 82140000 82148600 82148600 82145400	A-0 B-0-1 B-0-1 B-1 B-1 D D C C A-4 A-4 A-0-0	RO RO CR CR	3115, QSE Sect GRID, Misc Sect GRID, Misc Sect
* Explanation of codes:		RO - Revised publication obsoletes all previous editions			
LQ - Documents an equipment no longer being produced - available in limited quantities only		CR - Change to revision level since last edition of catalog			
NP - New publication		OB - Obsolete Publication			



EQUIPMENT SECTION

EQUIPMENT NUMBER	PUBLICATION TITLE	PUBLICATION NUMBER	REVISION	STATUS *	REFERENCE
FV608-A GA101-A	Main Timing Modification Kit, SPM	62971100	B	RO	FV112-A/FV113-A, Eqpt Sect
GA101-B GA102-A/B	Main Timing Adapter Kit, Hdw Ref/CE Mnl	62976400	B	CR	FV112-A/FV113-A, Eqpt Sect
GA113-A	Alarm Terminal Unit, Ref/CE Mnl	82172300	B-0		
GA114-A	Digital Clock, Ref/CE Mnl	82172200	A-0		
GA116-A	Time of Day Clock, Ref/CE Mnl	82156800	02-0		
GA121-A	Master Clear Modification, SPM	82164800	A-0		
GB124-A	Automatic Program Loader, SPM	82156000	A-0-0		
GB125-A	Automatic Program Loader, SPM	82158900	A-0-0		
GB127-A	Automatic Program Loader, SPM	82159000	A-0-0		
GD601-A	Power Conversion Kit, Ref/CE Mnl	82140300	A-0-0		
GD603-A	50 Hz Conversion, SPM	82142300	A-0-0		
GD801-A					65070-01, Prod Sect
GE101-A	Motor Generator, Ref/CE Mnl	82157500	PD-0-0		
GE241-A	Motor Generator, Ref/CE Mnl	82162500	A-0-0		
GG106-A					3398-2, Prod Sect
GG107-A					3398-2, Prod Sect
GG117-A	Ticket Vending Terminal, Ref/CE Mnl	82171700	A-1		
GG119-A	Ticket Vending Terminal, Ref/CE Mnl	82177100	A-0		
GH112-A	Power Cabinet, SPM	82169200	01-0		
GH221-A					CE707-B, Eqpt Sect
GH422-A					Amtrack, Misc Sect
GH505-A/B/C					714-10/20, Prod Sect
GK1A1-A/B	Data Control Kit Ref/CE Mnl	62107000	B	CR	714-10/20, Prod Sect
GH505-A/B					
GK1A3-A	Symbol Generator Modification, SPM	62987400	A-0		
GK1A4-A	Symbol Generator Modification, SPM	62987400	A-0		
GK103-A	Symbol Generator Adapter Kit, Ref/CE Mnl	82139900	A-0		
GK104-A	Symbol Generator Adapter Kit, Ref/CE Mnl	82139800	A-0		
GK112-A	Long Line Driver Modification, SPM	82141500	A-0-0		
GK113-A	Long Line Driver Modification (For 1746-1), SPM	82141600	A-0-0		
* Explanation of codes:		RO - Revised publication obsoletes all previous editions			
LQ - Documents an equipment no longer being produced — available in limited quantities only		CR - Change to revision level since last edition of catalog			
NP - New publication		OB - Obsolete Publication			

EQUIPMENT SECTION

EQUIPMENT NUMBER	PUBLICATION TITLE	PUBLICATION NUMBER	REVISION	STATUS *	REFERENCE
GK116-A	Symbol Generator Adapter Kit, Ref/CE Mnl	82144500	PD-0-0		
GK119-A	Alarm Indicator and Control Modification, SPM	82147200	A-0-3		
GK120-A	Alarm Indicator and Control Modification, SPM	82147200	A-0-3		
GK132-A	Symbol Generator Adapter Kit, Ref/CE Mnl	82148100	A-0		
GK134-A	Hardcopy Control Modification, SPM	82154100	A-0-0		
GK135-A	Remote Printout Modification, SPM	82154200	A-0-0		
GK136-A	Channel Clear Modification, SPM	82150600	A-0-0		
GK140-A	Alarm Control Modification, SPM	82154000	A-0-0		
GK147-A	Long Line Driver Modification, SPM	82152100	B-0-0		
GK149-A	Send Key Modification (211-A), SPM	82152600	A-0-0		
GK150-A	Send Key Modification (211-G), SPM	82152700	A-0-0		
GK152-A	1744/274 Long Line Driver Modification, SPM	82154400	A-0-0		
GK159-A					FV196-A, Eqpt Sect
GK165-A	Analog Driver Modification, SPM	82157400	A-0		
GK166-A					CA118-A, Eqpt Sect
GK167-A					FV406-A, Eqpt Sect
GK168-A					CV101-A, Eqpt Sect
GK169-A					CE604-A, Eqpt Sect
GL111-A					228-4, Prod Sect
GL115-A/B					SPC-1, Misc Sect
GL131-A	Hardcopy Recorder, Ref/CE Mnl	82155700	A-0		
TC201-A	RO Cassette (Diagnostic Autoload Suitcase), Ref/CE Mnl	82183700	A-0		
TD101-A/B	Polling Indicator Tester, SPM	82159800	A-1		

\* Explanation of codes:

LQ - Documents an equipment no longer being produced — available in limited quantities only

NP - New publication

RO - Revised publication obsoletes all previous editions

CR - Change to revision level since last edition of catalog

OB - Obsolete Publication

PRODUCT SECTION

PRODUCT NUMBER	PUBLICATION TITLE	PUBLICATION NUMBER	REVISION	STATUS *	REFERENCE
dd60A	Computer Control Console, Ref/CE Mnl	82100010	C	RO	10096-A, Prod Sect
dd60B	Computer Control Console, Ref/CE Mnl	82103500	B-0-10	CR	
dd60C	Computer Control Console, Ref/CE Mnl	82123400	D	RO	
dd60D	Computer Control Console (Change to dd60C) Ref/CE Mnl	82123500	B-0-4	CR	
dd88					
101	Source Data Terminal, Oprs Guide	62033100	PD-0		
101	Source Data Terminal, Hdw Prgm Mnl	62056300	B-0		
200	User Terminal, Ref Mnl	82128000	C	RO	
200 (ANSI)	User Terminal, O/P Guide	82136000	01-0		
210	Site Prep. and Installation	82100001			
210	500 Character Model Vol 3 CE Mnl	82100007			
210	500 Character Model Vol 2 CE Mnl	82100018			
210	Display Controller (8048-A) Vol 2 Maint. Aids CE Mnl	82100019			
210	Display Controller (8048-A) Vol 4 Parts Data CE Mnl	82100020			
210	Display Controller (8048-A) Vol 3 Diagrams CE Mnl	82100021			
211-A thru F	Display Station, Ref/CE Mnl	82100051	B-0-14		
211-G thru P	Display Station, Ref/CE Mnl	82117800	B	RO	
211-2	Display Station, Hdw Ref/CE Mnl	82131800	C	RO	
214	Remote Single-Station Terminal (USASCII Compatible, O/P Guide	82153800	PD-0-0		
214	Remote Single-Station Terminal, O/P Guide	82146600	A-0		
216	Remote Terminal (10-Station USASCII), O/P Guide	82147900	A-0		
216	Remote Terminal (12-Station/BCD), O/P Guide	82141400	B-0		
216	Remote Terminal (6-Station BCD), O/P Guide	82141200	B-0		
216	Remote Terminal (10-Station/BCD), O/P Guide	82134000	A-0		
216-A	Ref/Site Preparation Mnl	82107000	A-0-1		
216-A	Display Controller, CE Mnl - Vol 1 (Svc)	82109300	A-0-1		
	Vol 2 (Diag)	82109400	A-0-3		
	Vol 3 (Parts)	82109500	A-0-3		
216-B	Ref/Site Preparation Mnl	82122400	A-0-0		
216-B	Display Controller (with Option 10107-B) CE Mnl - Vol 1 (Svc)	82122500	A-0-0		
	Vol 2 (Diag)	82122600	A-0-1		
	Vol 3 (M-M/A)	82122700	A-0-1		
	Vol 4 (Parts)	82122800	A-0-0		
216-4	Burroughs 5500 Int Adapter, SPM	82138600	B-0-1		
* Explanation of codes:			RO - Revised publication obsoletes all previous editions		
LQ - Documents an equipment no longer being produced - available in limited quantities only			CR - Change to revision level since last edition of catalog		
NP - New publication			OB - Obsolete Publication		

PRODUCT SECTION

PRODUCT NUMBER	PUBLICATION TITLE	PUBLICATION NUMBER	REVISION	STATUS *	REFERENCE
217-A/B	Display Controller, Ref/Site Preparation Mnl	82105600	B-0-1		
217-A	Display Controller, CE Mnl - Vol 1 (Svc)	82105700	A-0-2		
	Vol 2 (Diag)	82105800	B-0-1		
	Vol 3 (Parts)	82105900	A-1-1		
217-B	Display Controller, CE Mnl - Vol 1 (Svc)	82113600	A-0-3		
	Vol 2 (Diag)	82113800	A-0-6		
	Vol 3 (Parts)	82113800	A-1-4		
217-2	Equipment Controller, CE Mnl -				
	Vol 1 (Svc)	82128100	B	RO	
	Vol 2 (Diag)	82128200	B	RO	
217-2	Equipment Controller, Parts Data Bk	82128400	D	RO	
218-A/B/C	Printer Station, Ref/CE Mnl	82100030	A-0-2		
218-F/G	Printer Station, Ref/CE Mnl	82132900	A-0-1		
218-1	Typewriter Station, Ref/CE Mnl	82128700	A-0-1		
218-1	Typewriter Station, Parts Data Bk	82128900	A-0-1		
218-2	Typewriter Station, Ref/CE Mnl	82131900	A-0-1		
219-A	Display Controller, Ref/Site Preparation Mnl	82107100	A-0-1		
219-A	Display Controller, CE Mnl - Vol 1 (Svc)	82107200	A-0-1		
	Vol 2 (Diag)	82107300	A-0-2		
	Vol 3 (Parts)	82107400	A-0-2		
224-1	Card Reader Hdw Ref/CE Mnl	82128600	B	RO	
228-4	Hardcopy Recorder, Ref/CE Mnl	82142100	PD-2-0		
241-1	Remote Grid Display Subsystem, Ref Mnl	82144300	A-0		
242-1	Remote Grid Display Subsystem, Ref Mnl	82155300	PD-0-1		
243-1	Remote Grid Display Subsystem, Ref Mnl	82134500	B	RO	
250	(3397/3398/3399) Vol 1 Service	82100024			
250	(3397/3398/3399) Vol 3 Diagrams	82100058			
250	(3397/3398/3399) Vol 4 Parts	82100059			
250	(3398/3399) Vol 5 CE	82102800			
250	(3398/3399) Vol 6 CE	82102900			
250	Display Equipment, Ref Mnl	82100038	B-0-0		
250	Display Equipment, Site Preparation/Instl Mnl	82100039	B-0-3		
250	250 Graphics Display, External Spec	82137500			
250-2	Display Subsystem, Hdw Ref Mnl	82129000	A-0-0		
252-A	Display Console, Ref/CE Mnl	82100026	B-0-15		
252-B	Display Console, Ref/CE Mnl	82111900	B-0-5		
252-2	Display Console, (CC506-A), Ref/CE Mnl	82129700	A-0-5		
253-2	Hardcopy Recorder, CE Mnl	82129800	A-0		
254-A		82101700			
254-2	Microfilm Recorder, CE Mnl	82129900	A-0		
274-A	Digigraphics Console, Ref/CE Mnl	60279100	A	CR	
274-B/C	Digigraphics Console, Ref/CE Mnl	82153500	B	CR	
280	Display Equipment, Ref Mnl	82100036	A-1-2		
280	Display Equipment, Site Preparation and Instl Mnl	82100035	A-0-2		

\* Explanation of codes:

LQ - Documents an equipment no longer being produced - available in limited quantities only

NP - New publication

RO - Revised publication obsoletes all previous editions

CR - Change to revision level since last edition of catalog

OB - Obsolete Publication



PRODUCT SECTION

PRODUCT NUMBER	PUBLICATION TITLE	PUBLICATION NUMBER	REVISION	STATUS *	REFERENCE
282-A	Display Console, Ref/CE Mnl	82103000	A-1-4		
282-B	Display Console, Ref/CE Mnl	82114000	A-0-14		
283-A	Hardcopy Recorder, Ref/CE Mnl	82100028	A-1-9		
284-A	Microfilm Recorder, Ref/CE Mnl	82100027	B-0-0		
284-B	Microfilm Recorder, Ref/CE Mnl	82133000	A-0-4		
289-B	Display Controller, CE Mnl - Vol 1 (Svc)	82107500	A-0-2		
	Vol 2 (Diag)	82107600	A-0-3		
	Vol 3 (Parts)	82107700	A-0-1		
289-C	Display Controller, CE Mnl - Vol 1 (Svc)	82105100	A-0-4		
	Vol 2 (Diag)	82105200	A-0-5		
	Vol 3 (Parts)	82105300	A-0-2		
711-10	CRT Display Terminal, Oprs Guide	62034100	A-0		
711-10	CRT Display Terminal, Ref Mnl	62022700	C	RO	
711-10	CRT Display Terminal, Instl Instr	62083300	D	RO	
711-10	CRT Display Terminal, On-Site Maint Mnl	62064300	E	CR	
711-120	Non-Impact Printer Station, Oprs Guide	62993200	A-0		
711-120	Non-Impact Printer Station, Hdw Prgm Mnl	62993300	A-0		
711-120	Non-Impact Printer Station, Instl Instr	62993400	01-0		
711-120	Non-Impact Printer Station, On-Site Maint Mnl	62993500	A	RO	
711-121	Impact Printer Station, Oprs Guide	62129700	A-0		
711-121	Impact Printer Station, Hdw Prgm Mnl	62129800	B	RO	
711-121	Impact Printer Station, Instl Instr	62129900	B	RO	
711-121	Impact Printer Station, On-Site Maint Mnl	62130000	A	RO	
713	(ENH) CC613 Reference Mnl	62992100	A-0		
713	(ENH) CC613 Instl Instr	62992200	A-0		
713	(ENH) CC613 On-Site Maint Mnl	62992300	01-0		
713-10	Conversational Display Terminal, Oprs Guide	62037900	C-0		
713-10	Conversational Display Terminal, Hdw Prgm Mnl	62033400	B	CR	
713-10	Conversational Display Terminal, Instl Instr	62048700	B	RO	
713-10	Conversational Display Terminal, On-Site Maint Mnl	62048500	A	RO	
713-120	Non-Impact Printer Station, Oprs Guide	62149600	A-0		
713-120	Non-Impact Printer Station, Hdw Prgm Mnl	62149700	A-0		
713-120	Non-Impact Printer Station, Instl Instr	62149800	01-0		
713-120	Non-Impact Printer Station, On-Site Maint Mnl	62149900	C	RO	
714-10/20	Remote Terminal Subsystem, Oprs Guide	82184500	A-0		
714-10/20	Remote Terminal Subsystem, Ref Mnl	82184600	A-0		
714-10/20	Remote Terminal Subsystem, On-Site CE Mnl	82184700	D	CR	
731/732	Remote Batch Terminals, On-Site Maint Mnl	82163600	C	CR	
731/732	Remote Batch Terminals, 2780 Emulation (with CL896-A/B, CL320-A/B Line Printers; and CE123-A/B, CE124-A/B Card Readers), O/P Guide	82163900	01-0		

\* Explanation of codes:

LQ - Documents an equipment no longer being produced - available in limited quantities only

NP - New publication

RO - Revised publication obsoletes all previous editions

CR - Change to revision level since last edition of catalog

OB - Obsolete Publication

PRODUCT SECTION

PRODUCT NUMBER	PUBLICATION TITLE	PUBLICATION NUMBER	REVISION	STATUS *	REFERENCE
731/732-10	Remote Batch Terminals, Mode 2 (with CL896-A/B, CL320-A/B Line Printers), O/P Guide	82163500	B	RO	
731/732-12	Remote Batch Terminals, 200 User Emulation (with CL896-A/B, CL320-A/B Line Printers), O/P Guide	82163400	D-0		
731-12	Remote Batch Terminal, 200 User Emulation (with CL408-A/B Line Printer and CL123-A/B Card Reader), O/P Guide	82186800	A-0		
731-12	Remote Batch Terminal, Mode 2 (with CL408-A/B Line Printer, CE123-A/B Card Reader, and 731-107 Mode 2 Option), O/P Guide	82186900	A	RO	
731-12	Remote Batch Terminal, 2780 Emulation (with CL408-A/B Line Printer, CE123-A/B Card Reader, and 731-106 2780 Emulation Option), O/P Guide	82187000	A	RO	
731-106					731-12 with 2780 Emulation Option, Prod Sect
731-107					731-12 with Mode 2 Option, Prod Sect
734/27801	Batch Terminal, On-Site/CE Mnl	62971900	C	CR	
734	Batch Terminal, Oprs Guide	62971500	C	RO	
734	Batch Terminal, Ref Mnl	62971300	B	CR	
734	Batch Terminal, Controlware Maint Mnl	62971700	A	NP	
791	Local Communications Cont. Ref Mnl	60325100	E	CR	
1020	Station Parts Data Mnl	36820600	D		LDS order only
1025	Input Station Ref Mnl	13792900	B		LDS order only
1025-E	Transacter Input Sta Hdw Ref/CE Mnl	13793000	D		LDS order only
1025-E/B	Input Station III Parts Mnl	13797700	H		LDS order only
1025-H	Transactor Input Station Ref/CE Mnl	82171800	A-0		
1744-B/C					Digigr, Misc Sect
1745-1	Display Controller, Ref Mnl	82130500	A-0-0		
1745-1	Local Terminal (12-Station/ANSI), O/P Guide	82137100	A-0		
1745-1	Display Controller, CE Mnl -				
	Vol 1 (Svc)	82130600	A-0-0		
	Vol 2 (Diag)	82130700	B-0-0		
	Vol 3 (M/M-A)	82130800	A-0-1		
	Vol 4 (Parts)	82130900	A-0-0		
1745-2	Display Controller Vol 1 Bk 2 CE Mnl	82137301	A		
1745-2	Display Controller Vol 2 Bk 2 CE Mnl	82137302	A		
1746-1	Display Controller, Ref Mnl	82131300	A-0-1		
1746-1	Display Controller, CE Mnl -				
	Vol 1 (Svc)	82131400	A-0-0		
	Vol 2 (Diag, FC302-A)	82131500	B-0		
	Vol 2 (Diag, FC801-A)	82138400	B-0		
	Vol 3 (M/M-A)	82131600	B-0		
	Vol 4 (Parts)	82131700	C-0		

\* Explanation of codes:

LQ - Documents an equipment no longer being produced - available in limited quantities only

NP - New publication

RO - Revised publication obsoletes all previous editions

CR - Change to revision level since last edition of catalog

OB - Obsolete Publication

PRODUCT SECTION

PRODUCT NUMBER	PUBLICATION TITLE	PUBLICATION NUMBER	REVISION	STATUS *	REFERENCE
2013	Badge Reader Adapter Hdw Ref/CE Mnl	13790500	D		LDS order only
2077/2078/ 2079	Concentrator Vol 1 Hdw Ref/CE Mnl	13790100	G		LDS order only
2077/2078/ 2079	Concentrator Reference Mnl	13790300	B		LDS order only
2085/2096	Trunk Controller Hdw Ref/CE	36829500	F		LDS order only
2086-B	Trunk Controller Vol 2 CE Mnl	13792700	E		LDS order only
3020-A/N	Input Terminal Ref/CE	36829600	D		LDS order only
3290	(Edit) Multistation Terminal, O/P Guide	82142900	A-1		
3290	(Non-Edit) Multistation Terminal, O/P Guide	82142800	PD-0-0		
3290-A/B/C	Display Equipment, Ref/Site Prep Mnl	82106200	B-0		
3290-A/B	Display Controller CE Mnl - Vol 1 (Svc, includes Option 10033-A)	82100033	A-0-1		
	Vol 2 (M-A)	82100060	A-1-2		
	Vol 3 (Drawings)	82100061	A-1-5		
	Vol 4 (Parts)	82102700	B-0-3		
3290-C	Display Controller, CE Mnl - Vol 1 (Svc, includes Option 10033-B)	82107900	A-0-10	RO	
	Vol 2 (Diag)	82108000	B		
	Vol 3 (Parts, includes Option 10033-B)	82108100	A-0-6		
3290-D	Display Equipment, Ref Mnl	82122900	A-1-0		
3290-D	Display Controller,	82133100	B-0		
3290-D	Display Controller (with 215-B Poller and 10033-C Option), CE Mnl - Vol 1 (Svc)	82123000	A-0-0		
	Vol 2 (Diag)	82123100	B-0-0		
	Vol 3 (M-M/A)	82123200	A-0-0		
	Vol 4 (Parts)	82123300	A-0-3		
3291-A/B	Display Equipment, Ref/Site Prep Mnl	82100046	A-0-5		
3291-A	Display Controller, CE Mnl - Vol 1 (Svc)	82104900	A-0-1		
	Vol 2 (Diag)	82105000	A-0-3		
	Vol 3 (Parts)	82107800	A-0-1		
3291-B	Display Controller, CE Mnl - Vol 1 (Svc)	82113300	A-0-0		
	Vol 2 (Diag)	82113400	B-0-1		
	Vol 3 (Parts)	82113500	A-0-6		
3344					FC715-A, Eqpt Sect
3397-A/ 3398-A	Display Controller, CE Mnl - Vol 1 (Svc)	82110900	B-0-8		
(250 Graphics Subsystem)	Vol 2 (Diag)	82111000	B-0-14		
	Vol 3 (Parts)	82111100	B-0-11		
3398-2	Display Controller, CE Mnl - Bk 1 (Svc)	82129100	B	RO	
	Bk 2 (Diag)	82129200	A-0-3		
	Bk 3 (M-M/A)	82129300	A-0-4		
	Bk 4 (Parts)	82129400	A-0-1		
	Bk 5 (WL)	82129500			
	Bk 6 (ES)	82129600			
* Explanation of codes:		RO - Revised publication obsoletes all previous editions			
LQ - Documents an equipment no longer being produced - available in limited quantities only		CR - Change to revision level since last edition of catalog			
NP - New publication		OB - Obsolete Publication			

PRODUCT SECTION

PRODUCT NUMBER	PUBLICATION TITLE	PUBLICATION NUMBER	REVISION	STATUS *	REFERENCE
3897-A/ 3898-A (280 Graphics Subsystem)	Display Controller, CE Mnl - Vol 1 (Svc) Vol 2 (M-A) Vol 3 (Drawings) Vol 4 (Parts)	821 00025 82100045 821 00023 821 00057	B-0-0 A-1-9 B-0-19 B-0-2		
6012-A 6090 (Prototype) 6090-A 6090-A	Display Controller, CE Mnl Display Equipment, Ref/Site Prep Mnl Display Controller, CE Mnl - Vol 1 (Svc) Vol 2 (Diag) Vol 3 (Parts)	82101800 82104000 82104100 82106800 82106900	RR-0-0 PR-0-0 PR-0-1 PR-0-1 PR-0-1		217-A, Prod Sect
8048-A 8048-A	Display Equipment, Ref/Site Prep Mnl Display Controller, CE Mnl - Vol 1 (Svc) Vol 2 (Diag) Vol 3 (Parts)	82106100 82112700 82112000 82112300	A-0-2 B-0-4 C-0-5 B-0-5		
8049-A/B 8049-A	Display Equipment, Ref/Site Prep Mnl Display Controller, CE Mnl - Vol 1 (Svc) Vol 2 (Diag) Vol 3 (Parts)	82106400 82106500 82106600 82106700	A-1-1 A-0-0 B-0-1 A-0-1		
8049-B	Display Controller, CE Mnl - Vol 1 (Svc) Vol 2 (Diag) Vol 3 (Parts)	82106500 82113100 82113200	A-0-0 B A-0-4	RO	
8090-8048	Systems Oprs Mnl	82110100	A-0-0		
10033-A	Option to 3290-A/B (210), CE Mnl - Vol 2 (M-A, Partial Vol) Vol 3 (Diag, Complete Vol) Vol 4 (Parts, Partial Vol)  Publications consist of change sheets to 3290-A/B, Volumes 2 and 4. Volume 3 is a total volume and for Volume 1 use 3290-A/B.	82104700 82104700 82104700	A-0-1 A-0-1 A-0-1		
10033-E	Option to 3290-D, CE Mnl - Vol 2 (Diag, Complete Vol)  For Volumes 1, 3, and 4 use 3290-D (dd88) Off-Line Microfilm Processor	82133900 82100032	A-0-1 B-0-1		
10096-A 20290/216 ANSI	Terminal Operations Control System, O/P Guide - Vol 1	82160400	A-0		
20290/216 BCD	Terminal Operations Control System, O/P Guide - Vol 2	82154500	A-0		
20290/200 UT ANSI	Terminal Operations Control System, O/P Guide - Vol 3	82168400	A-0		
20290/200 UT BCD	Terminal Operations Control System, O/P Guide - Vol 4	82168500	A-0		
734/27801	Batch Terminal, On-Site/CE Mnl	62971900	D	CR	
27801	Batch Terminal, Oprs Guide	62971600	B	RO	
27801	Batch Terminal, Ref Mnl	62971400	C	RO	
27801	Batch Controlware Maint Mnl	62971800	A	NP	
* Explanation of codes:		RO - Revised publication obsoletes all previous editions			
LQ - Documents an equipment no longer being produced - available in limited quantities only		CR - Change to revision level since last edition of catalog			
NP - New publication		OB - Obsolete Publication			

PRODUCT SECTION

PRODUCT NUMBER	PUBLICATION TITLE	PUBLICATION NUMBER	REVISION	STATUS *	REFERENCE
37801	Batch Terminal, Oprs Guide	62978600	B	CR	
37801	Batch Terminal, Ref Mnl	62978700	B	CR	
65053	Remote Multistation Controller, Hdw Prgm Mnl	62050300	A-0		
65053	Remote Multistation Controller, On-Site Maint Mnl	62056900	C	RO	
65054	Display Station, Oprs Guide	62049700	A-0		
65054	Display Station, Hdw Prgm Mnl	62056400	B	RO	
65054	Display Station, Instl Instr	62049800	C	RO	
65054	Display Station, On-Site Maint Mnl	62056700	C	CR	
65055	Display Station, Oprs Guide	62049700	A-0		
65055	Remote Single Station, Hdw Prgm Mnl	62056500	A-0		
65055	Display Station, Instl Instr	62049800	C	RO	
65055	Remote Single Station, On-Site Maint Mnl	62056800	A-2		
65057	Display Subsystem, O/P Guide	82162300	A-0-0		
65060	Printer Adapter, Hdw Prgm Mnl	62056600	A-1		
65060	Printer Adapter, On-Site Maint Mnl	62057000	B	RO	
65070	Remote Terminal Systems, Site Prep Mnl	82173700	A-1		
65070	12-Station ASCII Remote Terminal, O/P Guide	62022000	C-0		
65070-01	Remote Interface Adapter Kit (FV490), Hdw Ref/CE Mnl	82172600	B-0		
65070-01	Basic Controller Cabinet (FC103), Hdw Ref/CE Mnl	82150400	A-1		
65070-01	Main Timing Adapter Kit (FV113), Hdw Ref/CE Mnl	82139700	B-1		
65070-01	Symbol Generator Adapter Kit (GK132), Hdw Ref/CE Mnl	82148100	A-0		
65070-01	Display Station Adapter Kit (FV415), Hdw Ref/CE Mnl	82161400	PD-3		
65070-01	- 5 Volt Add-On Power Supply Kit (GD801), Hdw Ref/CE Mnl	82174700	A-0		
65070-02	Keyboard Printer Adapter Kit (CW181), Hdw Ref/CE Mnl	82172700	A-0	RO	
65070-02	I/O Typewriter (CA134-A), Oprs Guide	62980000	A	RO	
65070-02	I/O Typewriter (CA134-A), Instl Instr	62980100	A	RO	
65070-02	I/O Typewriter (CA134-A), Hdw Ref Mnl	62980200	A	RO	
65070-02	I/O Typewriter (CA134-A), On-Site Maint Mnl	62977000	B	CR	
65070-03	Low Speed Punch Station Adapter Kit (FV320), Hdw Ref/CE Mnl	82172800	B	CR	
65070-03	Low Speed Punch (CP103-A), Hdw Ref/CE Mnl	62999900	A	RO	
65070-04	Card Punch Adapter Kit (FV321), Hdw Ref/CE Mnl	82172900	A	RO	
65070-05	Card Reader Adapter Kit (FV318), Hdw Ref/CE Mnl	82173000	A-1		
65070-06	Data Entry Terminal Adapter Kit (FV322), Hdw Ref/CE Mnl	82173100	A	RO	
65070-06	Data Entry Terminal (CF517-A), Oprs Guide	62980600	A-0		
65070-06	Data Entry Terminal (CF517-A), Hdw Ref Mnl	62980700	B-1	CR	

\* Explanation of codes:

LQ - Documents an equipment no longer  
being produced - available in  
limited quantities only

NP - New publication

RO - Revised publication obsoletes all  
previous editions

CR - Change to revision level since last  
edition of catalog

OB - Obsolete Publication

PRODUCT SECTION

PRODUCT NUMBER	PUBLICATION TITLE	PUBLICATION NUMBER	REVISION	STATUS *	REFERENCE
65070-06	Data Entry Terminal (CF517-A), Hdw Ref/CE Mnl	62980800	A-1		
65070-08A	Line Printer Adapter Kit (FV323), Hdw Ref/CE Mnl	82173200	B-0	RO	
65070-09	Keyboard Printer Adapter Kit (CW181), Hdw Ref/CE Mnl	82172700	A-0	RO	
65070-09	Output Typewriter (CL321-A), Oprs Guide	62980300	A	RO	
65070-09	Output Typewriter (CL321-A), Instl Instr	62980400	A	RO	
65070-09	Output Typewriter (CL321-A), Ref Mnl	62980500	A	RO	
65070-09	Output Typewriter (CL321-A), On-Site Maint Mnl	62977100	A	RO	
65070-11	Remote Multistation IAT (TFC System), O/P Guide	62021900	C-1	CR	
65070-11	Remote Multistation IAT (TFC System), On-Site CE Mnl	82183800	A	RO	
65070-11A/ 13A	Terminal (CA134-A, FF702-A & CW187-A), Oprs Guide	62998600	A	RO	
65070-11A/ 13A	Terminal (CA134-A, FF702-A & CW187-A), Hdw Ref Mnl -	62998700	A	RO	
65070-11A/ 13A	Terminal (CA134-A, FF702-A, CW187-A On-Site CE Mnl	62977200	B	CR	
65070-11A/ 13A	Terminal (CA134-A, FF702-A & CW187-A), Instl Instr	62998800	A	RO	
65070-12	Keyboard Display (CC542-A), Oprs Guide	62982000	01-0		
65070-12	Keyboard Display (CC542-A), Hdw Ref Mnl	62982100	01-1	CR	
65070-12	Keyboard Display (CC542-A), Instl Instr	62982200	B	RO	
65070-12	Keyboard Display (CC542-A), On-Site Maint Mnl	62982300	B	RO	
65070-13	Keyboard Printer (CA134-A), Oprs Guide	62998200	A	RO	
65070-13	Keyboard Printer (CA134-A), Hdw Ref Mnl	62998300	A	RO	
65070-13	Keyboard Printer (CA134-A), Instl Instr	62998400	A	RO	
65070-13	Keyboard Printer (CA134-A), On-Site Maint Mnl	62977300	B	CR	
65070-14	Card Reader (CE160-A), Oprs Guide	62982500	A-0	RO	
65070-14	Card Reader (CE160-A), Hdw Ref Mnl	62982600	01-0		
65070-14	Card Reader (CE160-A), Instl Instr	62982700	A	RO	
65070-14	Card Reader (CE160-A), On-Site Maint Mnl	62982800	A	RO	
65070-15	Low Speed Punch (CP103-A), Hdw Ref/CE Mnl	62997700	A	RO	
65070-16	Data Entry Terminal (CF517-A), Oprs Guide	62980900	A-0		
65070-16	Data Entry Terminal (CF517-A), Hdw Ref Mnl	62981000	A-1	CR	
65070-16	Data Entry Terminal (CF517-A), Hdw Ref/CE Mnl	62980800	A-1		
65070-16	Data Entry Terminal (CD125-A, CV407-A), Oprs Guide	62970600	01-0		
65070-16	Data Entry Terminal (CD125-A, CV407-A), Hdw Ref Mnl	62970500	A-0		

\* Explanation of codes:

LQ - Documents an equipment no longer  
being produced - available in  
limited quantities only

NP - New publication

RO - Revised publication obsoletes all  
previous editions

CR - Change to revision level since last  
edition of catalog

OB - Obsolete Publication

PRODUCT SECTION

PRODUCT NUMBER	PUBLICATION TITLE	PUBLICATION NUMBER	REVISION	STATUS *	REFERENCE
65070-16	Data Entry Terminal (CD125-A, CV407-A), On-Site Maint Mnl	62970700	B	CR	
65070-16A	Data Entry Terminal (CD125-A, CV408-A), Oprs Guide	62970600	01-0		
65070-16A	Data Entry Terminal (CD125-A, CV408-A), Hdw Ref Mnl	62970500	A-0		
65070-16A	Data Entry Terminal (CD125-A, CV408-A), On-Site Maint Mnl	62970700	B	CR	
65070-17	Character Printer (CL321-A), Oprs Guide	62997800	A	RO	
65070-17	Character Printer (CL321-A), Ref Mnl	62997900	A	RO	
65070-17	Character Printer (CL321-A), Instl Instr	62998000	A	RO	
65070-17	Character Printer (CL321-A), On-Site Maint Mnl	62977700	A	RO	
65095-10/ 20/30	Interactive Data Station (CJ801-A/ FC533-F and Options BE601-A/ DJ618-A), Oprs Guide	82185200	A	RO	
65095-10/ 20/30	Interactive Data Station, On-Site CE Mnl	82185300	B	RO	
65095-10/20/ 30	Interactive Data Station, Ref Mnl	62978800	A	RO	

\* Explanation of codes:

LQ - Documents an equipment no longer  
being produced — available in  
limited quantities only

NP - New publication

RO - Revised publication obsoletes all  
previous editions

CR - Change to revision level since last  
edition of catalog

OB - Obsolete Publication

OEM SECTION

OEM NUMBER	PUBLICATION TITLE	PUBLICATION NUMBER	REVISION	STATUS *	REFERENCE
92411	CRT Display Terminal, Oprs Guide	62034200	01-0		
92411	CRT Display Terminal, Hdw Prgm Mnl	62061700	03-0		
92411	CRT Display Terminal, Instl Instr	62083400	A-0		
92411	CRT Display Terminal, On-Site Maint Mnl	62064400	01-0		
92412	Printer Terminal, Oprs Guide	62049500	01		
92412	Printer Terminal, Hdw Prgm Mnl	62074000	01		
92412	Printer Terminal, Instl Instr	62074200	01		
92412	Printer Terminal, On-Site Maint Mnl	62074400	D-1		
92413-10	Conversational Display Terminal, Oprs Guide	62038000	A-0		
92413-10	Conversational Display Terminal, Hdw Prgm Mnl	62033500	A-0		
92413-10	Conversational Display Terminal, Instl Instr	62048800	A-0		
92413-10	Conversational Display Terminal, On-Site Maint Mnl	62048600	02-0		
92413-20	Conversational Display Terminal, Oprs Guide	62990400	A-0		
92413-20	Conversational Display Terminal, Hdw Prgm Mnl	62990500	B	RO	
92413-20	Conversational Display Terminal, Instl Instr	62990600	A	RO	
92413-20	Conversational Display Terminal, On-Site Maint Mnl	62990700	C	RO	
92413-30	Conversational Display Terminal, Oprs Guide	62992400	A-0		
92413-30	Conversational Display Terminal, Ref Mnl	62992500	A-0		
92413-30	Conversational Display Terminal, Instl Instr	62992600	A-0		
92413-30	Conversational Display Terminal, On-Site Maint Mnl	62992700	01-0		
92413-40	Conversational Display Terminal, Oprs Guide	62994000	PD-0		
92413-40	Conversational Display Terminal, Hdw Prgm Mnl	62994100	PD-0		
92413-40	Conversational Display Terminal, Instl Instr	62994200	PD-0		
92413-40	Conversational Display Terminal, On-Site Maint Mnl	62994300	PD-0		
92414	Master Display/Keyboard Station, Oprs Guide	62164600	01-0		
92414	Master Display/Keyboard Station, Hdw Prgm Mnl	62164800	01		
92414	Master Display/Keyboard Station, Instl Instr	62165000	01		

\* Explanation of codes:

<p>LQ - Documents an equipment no longer being produced -- available in limited quantities only</p> <p>NP - New publication</p>	<p>RO - Revised publication obsoletes all previous editions</p> <p>CR - Change to revision level since last edition of catalog</p> <p>OB - Obsolete Publication</p>
---	---



OEM SECTION

OEM NUMBER	PUBLICATION TITLE	PUBLICATION NUMBER	REVISION	STATUS *	REFERENCE
92414	Master Display/Keyboard Station, On-Site Maint Mnl	62165200	01-0		
92414/15	Remote Multistation Terminal, Oprs Guide	62088200	03		
92414/15	Remote Multistation Terminal, Hdw Prgm Mnl	62042100	02		
92414/15	Remote Multistation Terminal, Instl Instr	62088300	A-0		
92414/15	Remote Multistation Terminal, On-Site Maint Mnl	62088400	01		
92414-50	Master Display/Keyboard Station, Oprs Guide	82187800	A-0		
92414-50	Master Display/Keyboard Station, Ref Mnl	82188000	B-0		
92414-50	Master Display/Keyboard Station, Instl Instr	82187900	B-0		
92414-50	Master Display/Keyboard Station, On-Site Maint Mnl	82188100	C	CR	
92415-01	Display/Keyboard Station, Oprs Guide	62164700	01-0		
92415-01	Display/Keyboard Station, Hdw Prgm Mnl	62164900	01-0		
92415-01	Display/Keyboard Station, Instl Instr	62165100	01		
92415-01	Display/Keyboard Station, On-Site Maint Mnl	62165300	01-0		
92415-10	Display/Keyboard Station, Oprs Guide	82188200	A-0		
92415-10	Display/Keyboard Station, Ref Mnl	82188300	B	RO	
92415-10	Display/Keyboard Station, Instl Instr	82188400	C	RO	
92415-10	Display/Keyboard Station, On-Site Maint Mnl	82188500	C	RO	
92416-10	Impact Printer Station, Oprs Guide	62088500	A-0		
92416-10	Impact Printer Station, Hdw Prgm Mnl	62088600	A-0		
92416-10	Impact Printer Station, Instl Instr	62088700	A-0		

\* Explanation of codes:

LQ - Documents an equipment no longer being produced - available in limited quantities only

NP - New publication

RO - Revised publication obsoletes all previous editions

CR - Change to revision level since last edition of catalog

OB - Obsolete Publication

OEM SECTION

OEM NUMBER	PUBLICATION TITLE	PUBLICATION NUMBER	REVISION	STATUS *	REFERENCE
92416-10	Impact Printer Station, On-Site Maint Mnl	62088800	02-0		
92417/92427	Non-Impact Printer Station, Oprs Guide	62073300	A-0		
92417	Non-Impact Printer Station, Hdw Prgm Mnl	62088900	A-0		
92417	Non-Impact Printer Station, Instl Instr	62089000	01-0		
92417	Non-Impact Printer Station, On-Site Maint Mnl	62089100	A	RO	
92423-10	Display Terminal, Oprs Guide	62991400	A-0		
92423-10	Display Terminal, Hdw Prgm Mnl	62991500	B	CR	
92423-10	Display Terminal, Instl Instr	62991600	B	RO	
92423-10	Display Terminal, On-Site Maint Mnl	62991700	B	RO	
92423-15	Display Terminal, Oprs Guide	62974700	A-0		
92423-15	Display Terminal, Ref Mnl	62974800	A-0		
92423-15	Display Terminal, Instl Instr	62974900	A-0		
92423-15	Display Terminal, On-Site Maint Mnl	62975000	A	RO	
92424/92425	Display Keyboard, Oprs Guide	62068000	01		
92424/92425	Display Keyboard, Ref Mnl	62068200	01-0		
92424/92425	Display Keyboard, On-Site Maint Mnl	62068400	D-1		
92427/92417	Non-Impact Printer Station, Oprs Guide	62073300	A-0		
92427	Non-Impact Printer Station, Hdw Prgm Mnl	62122800	B	RO	
92427	Non-Impact Printer Station, Instl Instr	62129500	B	RO	
92427	Non-Impact Printer Station, On-Site Maint Mnl	62122900	B	RO	
92433	Display Terminal, Oprs Guide	62102000	01-0		
92433	Display Terminal, Instl Instr	62102300	02-0		
92436	Print Station, On-Site CE Mnl	62970400	02	RO	

\* Explanation of codes:

<p>LQ - Documents an equipment no longer being produced - available in limited quantities only</p> <p>NP - New publication</p>	<p>RO - Revised publication obsoletes all previous editions</p> <p>CR - Change to revision level since last edition of catalog</p> <p>OB - Obsolete Publication</p>
--	---

QSE SECTION

QSE NUMBER	PUBLICATION TITLE	PUBLICATION NUMBER	REVISION	STATUS *	REFERENCE
641-A	Change to 8048-A CE Mnl - Vol 1 (Svc)	82103800	A-0-0		
	Vol 2 (M-A)	82103800	A-0-0		
	Vol 3 (Drwgs)	82103800	A-0-0		
	Vol 4 (Parts)	82103800	A-0-0		
642-A	Change to 3290-A CE Mnl - Vol 1 (Svc)	82104300	A-0-0		
	Vol 2 (M-A)	82104300	A-0-0		
	Vol 3 (Drwgs)	82104300	A-0-0		
	Vol 4 (Parts)	82104300	A-0-0		
751-A	Change to 280 Ref Mnl	82110200	A-0-0		
751-A	Change to 3898-A CE Mnl - Vol 1 (Svc)	82110300	A-0-0		
	Vol 2 (M-A)	82110300	A-0-0		
	Vol 3 (Drwgs)	82110300	A-0-0		
751-A	Change to 282-A Ref/CE Mnl	82110300	A-0-0		
751-A	Change to 284-A Ref/CE Mnl	82110300	A-0-0		
752-A	Change to 280 Site Prep Mnl	82108600	A-0-0		
752-A	Change to 3898-A CE Mnl - Vol 1 (Svc)	82108700	A-0-0		
753-A	210 Display Controller, CE Mnl -				
	Vol 1 (Svc)	82101900	A-0-1		
	Vol 2 (M-A)	82102200	A-0-2		
	Vol 3 (Drwgs)	82102100	B-0-0		
	Vol 4 (Parts)	82102000	A-0-3		
754-A	AFPAM Ref/Site Prep Mnl	82104501	A-0-0		
754-A	AFPAM CE Mnl - Vol 1 (Svc)	82104500	A-0-3		
	Vol 2 (M-A)	82104500	A-0-1		
	Vol 3 (Drwgs)	82104500	A-0-2		
	Vol 4 (Parts - 4 Bks)	82104500	A-0-1		
757-A	Display Equipment, Ref Mnl	82105400	A-0-0		
757-A	Change to 283-A Ref/CE Mnl	82126600	A-0-3		
757-A	Change to 284-A Ref/CE Mnl	82105500	A-0-3		
773-A	Change to 280 Site Prep/Instl Mnl	82108300	A-0-0		
773-A	Change to 280 Ref Mnl	82108200	A-0-0		
773-A	Change to 3898-A CE Mnl - Vol 1 (Svc)	82108400	A-0-0		
	Vol 3 (Diag)	82108400	A-0-0		
	Vol 4 (Parts)	82108400	A-0-0		
773-A	Change to 282-A Ref/CE Mnl	82108400	A-0-0		
773-A	Change to 284-A Ref/CE Mnl	82108400	A-0-0		
778-A	Change to 252-B Ref/CE Mnl	82111800	B-0-2		
791-A	Display Equipment, Ref Mnl	82103900	PR-0-0		
791-A	Change to 3897-A/3898-A CE Mnl -				
	Vol 1 (Svc)	82109000	A-0-0		
	Vol 2 (M-A)	82109000	A-0-0		
	Vol 3 (Diag)	82109000	A-0-1		
	Vol 4 (Parts)	82109000	A-0-0		
829-B	Allstate Ref/Site Prep Mnl	82114300	A-1-2		
866-A	Change to 8048-A Ref/Site Prep Mnl	82110400	A-0-0		
866-A	Change to 8048-A CE Mnl - Vol 1 (Svc)	82110500	A-0-0		
	Vol 2 (Diag)	82110500	A-0-0		
	Vol 3 (Parts)	82110500	A-0-0		
867-A	Change to 3290-B Ref/Site Prep Mnl	82117900	A-0-0		
867-A	Change to 3290-A/B CE Mnl-Vol 2 (M-A)	82118000	A-0-0		
	Vol 3 (Diag)	82118000	A-0-0		
868-A	Change to 3290-B Ref/Site Prep Mnl	82117900	A-0-0		
868-A	Change to 211-A thru F Ref/CE Mnl	82118000	A-0-0		
869-B	Change to 8048-A Ref/Site Prep Mnl	82121400	A-0-0		
* Explanation of codes:		RO - Revised publication obsoletes all previous editions			
LQ - Documents an equipment no longer being produced - available in limited quantities only		CR - Change to revision level since last edition of catalog			
NP - New publication		OB - Obsolete Publication			

QSE SECTION

	PUBLICATION TITLE	PUBLICATION NUMBER	REVISION	STATUS *	REFERENCE
869-B	Change to 8048-A CE Mnl - Vol 1 (Svc)	82121500	A-0-0		
	Vol 2 (Diag)	82121500	A-0-0		
	Vol 3 (Parts)	82121500	A-0-0		
869-B	Change to 211-G thru P Ref/CE Mnl	82121600	A-0-0		
869-B	Change to 218-A/B/C Ref/CE Mnl	82121700	A-0-0		
893-A	Vol 2	82104200			
928	Documentation supplement to the Comptek Series 400 Service Manual SPM (Polish Power Co.)	82166400	A		
955-A	NYC Ref/Site Prep Mnl	82108500	A-0-0		
955-A	Change to 219-A CE Mnl - Vol 1 (Svc)	82106300	A-0-0		
	Vol 2 (Diag)	82106300	A-0-0		
	Vol 3 (Parts)	82106300	A-0-0		
960-A	Change to 3290-C CE Mnl - Vol 1 (Svc)	82117700	A-0-0		
	Vol 2 (Diag)	82117700	A-0-0		
	Vol 3 (Parts)	82117700	A-0-0		
960-A	Change to 211-G thru P Ref/CE Mnl	82117700	A-0-0		
960-A	Change to 3290-A/B/C Ref/Site Prep Mnl	82117600	A-0-0		
1100-A	Change to 8049-A Ref/Site Prep Mnl	82116600	A-0-0		
1100-A	Change to 8049-A CE Mnl - Vol 2 (Diag)	82116700	A-0-0		
1131-A	Display Equipment, Ref Mnl	82109900	A-0-0		
1131-A	Change to 282-A Ref/CE Mnl	82110000	A-0-0		
1131-A	Change to 284-A Ref/CE Mnl	82115800	A-0-1		
1231-A	Hardcopy Recorder, Ref/CE Mnl W/253	82111600	A-0-2		
1250-A	Allstate Display Controller, CE Mnl -				
	Vol 1 (Svc)	82114400	B-0-1		
	Vol 2 (Diag)	82114400	B	RO	
	Vol 3 (Parts)	82114400	B-0-0		
1251-A	Allstate Display Controller, CE Mnl -				
	Vol 1 (Svc)	82114500	A-0-1		
	Vol 2 (Diag)	82114500	A-0-2		
	Vol 3 (Parts)	82114500	A-0-0		
1252-A	Allstate Display Controller, CE Mnl -				
	Vol 1 (Svc)	82114600	B-0-0		
	Vol 2 (Diag)	82114600	B	RO	
	Vol 3 (Parts)	82114600	A-2-1		
1253-A	Allstate Display Controller, CE Mnl -				
	Vol 1 (Svc)	82114700	A-0-1		
	Vol 2 (Diag)	82114800	A-0-0		
	Vol 3 (Parts)				
1254-A	Display Equipment, Ref/Site Prep Mnl	82114700	A-0-1		
1255-A	Display Equipment, Ref/Site Prep Mnl	82114800	A-0-0		
1256-A/B/ C/D	Display Station, Ref/CE Mnl	82115600	B-0-4		
1257-A/B	Printer Station, Ref/CE Mnl	82115700	C	RO	
1258-A	Change to 217-A/B Ref/Site Prep Mnl	82108800	A-0-0		
1258-A	Change to 217-B CE Mnl - Vol 1 (Svc)	82108900	PD-0-0		
	Vol 2 (Diag)	82108900	A-0-2		
	Vol 3 (Parts)	82108900	A-0-0		
1259-A/B/C	Symbol Change to QSE 1259-A/B/C, SPM	82137600	A-0-1		EBR, Misc Sect
1259-D	4-UP Mode Option, SPM	82152000	B-0-0		
1259-E	Display Equipment, Ref/Site Prep Mnl	82109100	A-0-0		
1332	Display Equipment, Ref/Site Prep Mnl	82109100	A-0-0		
1332-A/B/ C/D	Display Equipment, Ref Mnl	82109200	A-0-0		

\* Explanation of codes:

LQ - Documents an equipment no longer  
being produced - available in  
limited quantities only

NP - New publication

RO - Revised publication obsoletes all  
previous editions

CR - Change to revision level since last  
edition of catalog

OB - Obsolete Publication

QSE SECTION

QSE NUMBER	PUBLICATION TITLE	PUBLICATION NUMBER	REVISION	STATUS *	REFERENCE
1333-A					778-A, QSE Sect
1334-A					1347-A, QSE Sect
1335-A					1347-A, QSE Sect
1336-A					1347-A, QSE Sect
1341-A/B	Display Equipment, Ref/Site Prep Mnl	82114900	A-0-0		
1342-A	Display Controller, CE Mnl - Vol 1 (Svc)	82115000	A-0-1		
	Vol 2 (Diag)	82115000	A-0-5		
	Vol 3 (Parts)	82115000	A-0-1		
1342-B	Display Controller, CE Mnl - Vol 1 (Svc)	82115900	A-0-1		
	Vol 2 (Diag)	82115900	A-0-3		
	Vol 3 (Parts)	82115900	A-0-3		
1343-A	Display Station, Ref/CE Mnl	82115100	A-0-0		
1343-B	Display Station, Ref/CE Mnl	82116100	A-0-1		
1347-A	Change to 3397-A/3398-A CE Mnl -				
	Vol 1 (Svc)	82111200	A-0-10		
	Vol 2 (Diag)	82111400	A-0-20		
	Vol 3 (Parts)	82111300	A-0-12		
1425-A/B	Change to 250 Ref Mnl	82116200	A-0-0		
1425-A/B	Change to 250 Site Prep/Instl Mnl	82120700	A-0-0		
1425-A/B	Change to 3397-A/3398-A CE Mnl -				
	Vol 1 (Svc)	82116500	A-0-0		
	Vol 2 (Diag)	82116500	A-0-1		
	Vol 3 (Parts)	82116500	A-0-2		
1425-B	Change to 252-B Ref/CE Mnl	82116300	A-0-1		
1508-A	Change to 3290-A/B/C Ref/Site Prep Mnl	82112800	A-0-0		
1508-A	Change to 3290-C CE Mnl - Vol 1 (Svc)	82115500	A-0-0		
	Vol 2 (Diag)	82115500	A-0-0		
	Vol 3 (Parts)	82115500	A-0-0		
1508-A	Change to 211-A thru F Ref/CE Mnl	82115500	A-0-0		
1522-A	Change to dd83-A Ref/CE Mnl	82112900	A-0-0		
1558	Keyboard Lockout and Interruption				
	Channel Busy Mod to 3291-B, SPM	82126500	A-0-0		
1564-A	Change to 250 Ref Mnl	82111700	A-0-0		
1564-A	Display Equipment, Site Prep/Instl Mnl	82112400	A-0-0		
1565-A	Change to 250 Ref Mnl	82112100	A-0-0		
1565-A	Display Equipment, Site Prep/Instl Mnl	82112500	A-0-0		
1566-A	Change to 3397-A/3398-A CE Mnl -				
	Vol 1 (Svc)	82112200	A-0-4		
	Vol 2 (Diag)	82112200	A-0-4		
	Vol 3 (Parts)	82112200	A-0-3		
* Explanation of codes:		RO - Revised publication obsoletes all previous editions			
LQ - Documents an equipment no longer being produced - available in limited quantities only		CR - Change to revision level since last edition of catalog			
NP - New publication		OB - Obsolete Publication			

QSE SECTION

QSE NUMBER	PUBLICATION TITLE	PUBLICATION NUMBER	REVISION	STATUS *	REFERENCE
1567-A	Change to 3397-A/3398-A CE Mnl - Vol 1 (Svc)	82111500	A-0-3		
	Vol 2 (Diag)	82111500	A-0-3		
	Vol 3 (Parts)	82111500	A-0-3		
1568-A	Change to 252-B Ref/CE Mnl	82120000	A-0-0		
1569-A	Change to 284-A Ref/CE Mnl	82110700	A-0-1		
1570-A	Change to 284-A Ref/CE Mnl	82110800	A-0-0		
1644-A	Change to 8049-B Ref/Site Prep Mnl	82117400	A-0-0		
1644-A	Change to 8049-B CE Mnl - Vol 1 (Svc)	82117500	PD-0-0		
	Vol 2 (Diag)	82117500	A-0-0		
1741-A	Change to 283-A Ref/CE Mnl	82126600	A-0-3		
1765-A	Change to 3290-A/B/C Ref/Site Prep Mnl	82117200	A-0-0		
1765-A	Change to 3290-C CE Mnl - Vol 2 (Diag)	82117300	A-0-0		
1790-A	Display Equipment, Ref Mnl	82120100	A-0-0		
1790-A	Display Equipment, Site Prep/Instl Mnl	82120200	A-0-0		
1790-A	Display Controller, CE Mnl - Vol 1 (Svc)	82120300	A-0-0		
	Vol 2 (Diag)	82120400	A-0-0		
	Vol 3 (Parts)	82120500	A-0-1		
1790-A	Change to 252-B Ref/CE Mnl	82120600	A-0-0		
1956-A	Change to 280 Ref Mnl	82132200	A-0-0		
1956-A	Change to 3897-A/3398-A CE Mnl - Vol 1 (Svc)	82132300	A-0-0		
	Vol 2 (Maint)	82132300	A-0-1		
	Vol 3 (Diag)	82132300	A-0-1		
	Vol 4 (Parts)	82132300	A-0-1		
1957-A	Display Equipment, Site Prep/Instl Mnl	82123600	A-0-0		
1957-A	Change to 250 Ref Mnl	82123700	A-0-0		
1957-A	Change to 3397-A/3398-A CE Mnl - Vol 1 (Svc)	82123800	A-0-0		
	Vol 2 (Diag)	82123800	A-0-0		
	Vol 3 (Parts)	82123800	A-0-1		
1957-A	Change to 252-B Ref/CE Mnl	82123900	A-0-0		
1957-A	Peripheral Controller, CE Mnl - Vol 1 (Svc)	82124000	A-0-0		
	Vol 2 (Diag)	82124100	A-0-0		
2005-A	280 Display Equipment, Supplementary Mnl	82126700	A-0-1		
2030	Long Line Driver Mod to 3291-A, CE Mnl	82127400	A-0-0		
2096-A	Disable Escape Code/50-Cycle/Delete Computer - Initiated Printout				
2097-A	Mod to 3290-D, SPM	82127700	A-0-0		
2340-A	Display Equipment, Ref Mnl	82125800	A-0-0		
2340-A	Display Controller, CE Mnl - Vol 1 (Svc)	82125801	A-0-1		
	Vol 2 (Diag)	82125802	A-0-1		
	Vol 3 (M-A)	82125803	A-0-1		
	Vol 4 (Parts)	82125804	A-0-1		
2340-A	Change to 211-G thru P Ref/CE Mnl	82125805	A-0-0		
2448-A	Long Line Driver Mod to 3291-A, SPM	82131200	A-0-0		
2460-A	Ignore EOM Code Mod to 8048-A, SPM	82127500	A-0-0		
2542-A	Narrow Pedestal Top Mod to 3291-B, SPM	82127700	A-0-0		
2554-A	Change to 217-A/B Ref/Site Prep Mnl	82125900	A-0-0		
2554-A	Change to 217-B CE Mnl - Vol 1 (Svc)	82125901	A-0-0		
	Vol 2 (Diag)	82125901	A-0-0		
	Vol 3 (Parts)	82125901	A-0-0		
2554-A	Change to 211-G thru P Ref/CE Mnl	82125902	A-0-0		
2672-A	Remote User Terminal, Ref Mnl	82126800	PD-0-0		

\* Explanation of codes:

LQ - Documents an equipment no longer being produced - available in limited quantities only

NP - New publication

RO - Revised publication obsoletes all previous editions

CR - Change to revision level since last edition of catalog

OB - Obsolete Publication

QSE SECTION

QSE NUMBER	PUBLICATION TITLE	PUBLICATION NUMBER	REVISION	STATUS *	REFERENCE
2672-A	Equipment Controller, CE Mnl - Vol 1 (Svc)	82126801	PD-0-0		
	Vol 2 (Diag)	82126802	PD-0-0		
2672-A	Display Station, Ref/CE Mnl	82126803	PD-0-0		
2712-A	50 Cycle Conversion to 3290-C, SPM	82131000	A-0-0		
2722-A	50 Cycle Conversion to 1745-1, SPM	82132700	A-0-0		
2777-A	Greek Character Set Mod to 3291-B, SPM	82131100	A-0-0		
2935-A	50 Cycle Conversion to 3290-D, SPM	82127800	A-0-0		
2936-A	50 Cycle Conversion to 3290-D, SPM	82127900	A-0-0		
2990-A	280 Display Equipment, Supplementry Mnl	82143600	A-0-0		
3027	Equipment Controller, SPM (Diag)	82142600	PD-0-1		
	Equipment Controller/Display Station/ Card Reader-Punch Station/ Typewriter Station, SPM	82142500	PD-0-1		
3028	Cut Mark Mod to 280, SPM	82133500	A-0-0		
3034-A	BPA Character Set Mod to 3290-C, SPM	82133200	A-0-1		
3074-A	FV130-A Insert Mode Mod to 1745-2, SPM	82135800	A-0-1		
3115-A	IBM Standard Symbol Set Mod to 216-A, SPM	82132100	A-0-0		
3130-A	50 Cycle Conversion to 216-B, SPM	82132800	A-0-0		
3161-A	Display Equipment, SPM (Maint and Parts)	82138300	01-0-0		
3180-A/B/C	Display Equipment, SPM (Ref/Site Prep)	82138200	A-0-0		
3180-A/B/C	50 Cycle Conversion to 1745-1 and 211-2, SPM	82135500	A-0-0		
3207-A	50 Cycle Conversion to 3290-D, SPM	82133300	A-0-0		
3236-A	Long Line Driver Mod to 3291-A, SPM	82133600	A-0-0		
3475-A	Display Equipment, Operation and Maint Mnl (Svc)	82144000	PD-0-0		
3515	Display Equipment, Operation and Maint Mnl (Maint)	82144100	PD-0-0		
3515	Display Equipment, Operation and Maint Mnl (Diag)	82144200	PD-1-1		
3525-A	Cut Mark Mod to 280, SPM	82143700	A-0-0		
3586-A	50 Cycle Conversion to 1746-1 and 211-2, SPM	82137000	A-0-0		
3810	Display Subsystem, Ref Mnl	82147300	PD-0-1		
3810	MD991202 Display Controller, CE Mnl - Bk 1 (Svc)	82147400	PD-0-1		
	Bk 2 (Diag)	82147500	PD-0-0		
	Bk 3 (M/MA)	82147600	PD-0-1		
	Bk 4 (Parts)	82147700	PD-0-1		
3811	MD991203 Display and Keyboard Modules, Ref/CE Mnl	82143400	A-0-0		
5117	Mod to CR305-A, SPM	82146900	A-0-0		
5297	Mod to CR305-A, SPM	82146300	A-0-0		
7431	Remote Terminal (3-Station/BCD), O/P Guide	82156100	B-0-0		
8987	Display/Keyboard, Oprs Guide	62074500	A-0		
8987	Receive-Only Nonimpact Printer Station, Oprs Guide	62079500	A-0		
8987	Display/Keyboard, Ref Mnl	62074600	A-0		
8987	Receive-Only Nonimpact Printer Station, Ref Mnl	62079600	A-0		
8987	Display/Keyboard, Instl Instr	62122500	B	RO	
* Explanation of codes:		RO - Revised publication obsoletes all previous editions			
LQ - Documents an equipment no longer being produced - available in limited quantities only		CR - Change to revision level since last edition of catalog			
NP - New publication		OB - Obsolete Publication			

QSE SECTION

QSE NUMBER	PUBLICATION TITLE	PUBLICATION NUMBER	REVISION	STATUS *	REFERENCE
8987	Receive-Only Nonimpact Printer Station, Instl Instr	62136700	01-0		
8987	Display/Keyboard, On-Site Maint Mnl	62074700	B	CR	
8987	Receive-Only Nonimpact Printer Station, On-Site Maint Mnl	62136800	01-0		
9236/9244/ 9286	Display/Keyboard, Oprs Guide	62067900	B-0		
	Receive-Only Nonimpact Printer Station, Oprs Guide	62073800	B-0		
	Display/Keyboard, Hdw Prgm Mnl	62068100	B-0		
	Receive-Only Nonimpact Printer Station, Hdw Prgm Mnl	62075300	A-1		
	Display/Keyboard, Instl Instr	62130900	D	RO	
	Receive-Only Nonimpact Printer Station, Instl Instr	62136900	B-0		
	Display/Keyboard, On-Site Maint Mnl	62068300	D	CR	
9236/9244/ 9286	Receive-Only Nonimpact Printer Station, On-Site Maint Mnl	62137000	A	RO	
9455	Display/Keyboard, On-Site Maint Mnl	62164000	D1-0		
9707/9708	Receive-Only Impact Printer Station/ Display Terminal Mod, SPM	62163900	A-0		
9871	Tape Cassette, Oprs Guide	62994600	PD-0		
9871	Tape Cassette, Hdw Prgm Mnl	62994700	PD-0		
9871	Tape Cassette, Instl Instr	62994800	01-0		
9871	Tape Cassette, On-Site Maint Mnl	62994900	PD-0		
10002	Line Printer Station, SPM	62997100	A-0		
10003	Card Reader Station, SPM	62995300	A-0		
10033-A	8048-A, Vol 2	82171400	A-0		
10653	Greek Symbols Display Station, SPM	62987700	A-0		
10770	Remote Terminal, Hdw Ref Mnl	82170400	A-0		
10892	Digiscribe Option, Oprs Guide	62995800	A-0		
10892	Digiscribe Option, On-Site Maint Mnl	62995900	A-0		
11883	Teller Terminal with Remote Asynchronous Interface, Hdw Ref Mnl	62974300	01-0		
11971	Display Keyboard Station, SPM	62997000	A-0		
12325	Firmware Mod, SPM	82174600	B-0		
12328	Consolidated Freight Modem Strapping, Instruction Mnl	62973100	B	RO	
12995	Remote Multistation Controller, O/P Guide	62973300	01-0		
12996	Remote Multistation Controller, O/P Guide	62973300	01-0		
13000	Single-Station Display Terminal, SPM	82177328	A-0		
13494	Swedish Remote Batch Terminal, SPM	82184100	A-0	NP	
13667	Keyboard Mod Kit, SPM	82184200	A-0		
13716					13494, QSE Sect
13717					13494, QSE Sect
13718					13494, QSE Sect
13730	Display Subsystem, O/P Guide	62977600	C	CR	
14061					12328, QSE Sect
14118	High-Temperature Monitor, SPM	82189900	A-0		
14225	Modem Sharing Device, SPM	62977500	A-0		
14965	Conversational Display Terminal, SPM	62976100	B	CR	
14981	Display Station Driver Module, SPM	62976000	A-0		

\* Explanation of codes:

LQ - Documents an equipment no longer being produced - available in limited quantities only

NP - New publication

RO - Revised publication obsoletes all previous editions

CR - Change to revision level since last edition of catalog

OB - Obsolete Publication



QSE SECTION

QSE NUMBER	PUBLICATION TITLE	PUBLICATION NUMBER	REVISION	STATUS *	REFERENCE						
15115 15531 15680	Main Timing Mod Kit, SPM Inhibit Print Mod, SPM Program Function Keyboard, SPM	82180200 62960900 62972000	A B A	NP CR NP							
<p>* Explanation of codes:</p> <table border="0"> <tr> <td data-bbox="305 1791 695 1871">LQ - Documents an equipment no longer being produced — available in limited quantities only</td> <td data-bbox="911 1753 1284 1808">RO - Revised publication obsoletes all previous editions</td> </tr> <tr> <td data-bbox="305 1881 521 1906">NP - New publication</td> <td data-bbox="911 1818 1305 1873">CR - Change to revision level since last edition of catalog</td> </tr> <tr> <td></td> <td data-bbox="911 1881 1170 1906">OB - Obsolete Publication</td> </tr> </table>						LQ - Documents an equipment no longer being produced — available in limited quantities only	RO - Revised publication obsoletes all previous editions	NP - New publication	CR - Change to revision level since last edition of catalog		OB - Obsolete Publication
LQ - Documents an equipment no longer being produced — available in limited quantities only	RO - Revised publication obsoletes all previous editions										
NP - New publication	CR - Change to revision level since last edition of catalog										
	OB - Obsolete Publication										

MISC SECTION

EQUIPMENT NAME	PUBLICATION TITLE	PUBLICATION NUMBER	REVISION	STATUS *	REFERENCE
ALSSPD/SPDXALS2	Diagnostics. Operating Guide	66018000	A-0		
Amtrak	Remote Terminal Subsystem. Ref Mnl	82182400	01-0		
Amtrak	Remote Terminal Subsystem. On-Site CE Mnl	82182500	B	RO	
Batch	Remote Batch w/200 User Periph	82171300			
BFPO/CDC	Banking Terminal Facility System, Ref Mnl	82173500	A-0		
Consol. Frt	Consolidated Freightways Subsystem, Ref Mnl	82185400	A-0		
Digigraphic	Digigraphic Controller (1744-B/C) FC718-B/C. Hdw Ref/CE Mnl	60283300	D		
Digigraphic	Digigraphic Controller (1744-B/C)	82170800	B-0		
Digigraphic	Digigraphic Controller (1744-B/C)	82170900	B-0		
Digigraphic	Digigraphic IV Console (CC104-A/B/C/D/E) Ref Mnl	82165700	B	CR	
Digigraphic	Digigraphic IV Console (CC104-A/B/C/D/E CE Mnl's Vol 1 (Svc)	82165000	B	CR	
	Vol 2 Part 1 (Diag)	82165100	B	CR	
	Vol 2 Part 2 (Diag)	82165100	B	CR	
	Vol 3 (M/M-A)	82165200	C	CR	
Digiscribe	Digiscribe Attachment (CC515-A/B), Hdw Ref Mnl	82143100	A-0-0		
Digiscribe	Digiscribe Remote Terminal, O/P Guide	82146100	PD-0-0		
Digiscribe	Digiscribe Display/Entry Station, Oprs Guide	82148500			
EBR	Controller, Ref/CE Mnl - Bk 1 (Svc)	82150000	A-0		
	Bk 2 (Diag)	82150100	A-0		
GRID	Computer Graphics for Fortran (IBM 360), Special Purpose Ref Mnl	82152300			
GRID	Assembler Language, Special Purpose Ref Mnl	82152200			
GRID	Basic Graphic Terminal Controller, CE Mnl - Bk 1 (Svc, M/M-A)	82134600	A-0-3		
	Bk 2 (Diag)	82134700	C	RO	
	Bk 3 (Parts)	82134800	B	CR	
IP-896(V)/G (Fortune)	Display Equipment, Operating and Maint Mnl - Vol 1 (Svc)	82130000	A-0-0		
	Vol 2 (Maint)	82130100	A-0-0		
	Vol 3 (Diag)	82130200	A-0-0		
	Vol 4 (Parts)	82130300	A-0-4		
	Vol 5 (Parts)	82130400	A-0-2		
IP-896(V)I/G (Fortune)	Display Equipment, Operating and Maint Mnl - Vol 1 (Svc)	62973400	01-0		
	Vol 2 (Maint)	62973500	01-0		
	Vol 3 (Parts)	62973600	01-0		
	Appx A (Diag)	62973700	A-0		
	Appx B (Svc)	62973800	A-0		
IP-896(V)/G (Fortune)	Display Equipment. Alignment Procedures	82159300			
* Explanation of codes:		RO - Revised publication obsoletes all previous editions			
LQ - Documents an equipment no longer being produced - available in limited quantities only		CR - Change to revision level since last edition of catalog			
NP - New publication		OB - Obsolete Publication			

MISC SECTION

EQUIPMENT NAME	PUBLICATION TITLE	PUBLICATION NUMBER	REVISION	STATUS *	REFERENCE
MD994101	Display Op/Maint Mnl Vol 1	82135000	PD-0		
	Vol 1 Bk 2	82135100	PD-0		
	Vol 2 Bk 2	82135200	PD-0		
	Vol 2 Bk 3	82135300	PD-0		
	Vol 3	82135400	PD-0		
MD991402	Alphanumeric Display Terminal, Hdw Ref Mpl	82136500	A-0-0		
MD991402-1	Electronics Module, CE Mnl —				
	Bk 1 (Svc)	82136600	A-0-0		
	Bk 2 (Diag)	82136700	A-0-0		
	Bk 3 (M/M-A)	82136800	A-0-0		
	Bk 4 (Parts)	82136900	A-0-0		
MD991402-2/3	Display Keyboard, Hdw Ref/CE Mnl	82136400	A-0-0		
Mediscope	Medical Terminal, O/P Guide	82145700	PD-0-1		
MG1A/MG2A/MG3A	Motor Generator, Ref/CE Mnl	82100031	A-0-1		
Plasma	Plasma Display Subsystem, SPM	82143500	PD-1-0		
Plasma	Accept Test Procedure For Plasma Display Remote Air Subsystem O/P	82150300			
		82169500	01-0		
PONYA	Parking Lot Terminal, O/P Guide	82171600	A-0		
PONYA	Parking Lot Terminal (DK104-A/B), Hdw Ref/CE Mnl	82171500	B	CR	
QUP-1	Slave Data Display Auxiliary Monitor, Ref/CE Mnl	82146400	A-0-0		
SPC-1	Stored Program Controller, Hdw Ref Mnl	82139000	A-0-1		
SPC-1	Stored Program Controller, Input/Output Spec	82139400	A-0-0		
SPC-1	Stored Program Controller, CE Mnl —				
	Vol 1 (Svc)	82139100	A-0-1		
	Vol 2 (Diag)	82139200	PD-1-9		
	Vol 3 (Parts)	82139300	A-0-1		
St Regis	St Regis Remote Multistation Terminal Subsystem, O/P Guide	82172100	01-0		
TFC	Terminal Facility Controller, Ref Mnl	62976200	A-0		FC509-A, Eqpt Sect
TFC					
TIM	Ticket Issuing Machine, O/P Guide	82168300	A-0		
UBS	Terminal Facility for Union Bank of Switzerland, Site Prep Mnl	82174900	A-0	OB	
XR-2-104 (Fortune)	Display Equipment, Ref Mnl	82104800	A-1-0		
	Display Equipment, CE Mnl —				
	Vol 1 (Svc)	82104800	A-0-0		
	Vol 2 (Diag)	82104800	A-0-2		
	Vol 3 (Parts-Bk 1)	82104800	A-0-2		
	Vol 3 (Parts-Bk 2)	82104800	A-0-1		
XR-2-104 (Fortune) 280 used with 3200	Display Equipment, Programmers Guide	82118400			
	Interactive Terminal Buffer Controller Circuit Cards, RC/CE Mnl	62987800	A-0		
	Interactive Terminal Display Logic Module Circuit Cards, RC/CE Mnl	62987900	A-1		
92423/92427 73X	Diagnostic Operator Mnl	66012400			
	Batch Buffer Cont. Diag Listing	60408100	B		
	Remote Input/Output Terminal	65824800	04		
* Explanation of codes:		RO - Revised publication obsoletes all previous editions			
LQ - Documents an equipment no longer being produced — available in limited quantities only		CR - Change to revision level since last edition of catalog			
NP - New publication		OB - Obsolete Publication			

MISC SECTION

	PUBLICATION TITLE	PUBLICATION NUMBER	REVISION	STATUS *	REFERENCE
	35mm Microfilm Camera, Maint Mnl Display Equipment, Basic Circuits Mnl Key to Logic Symbology for Terminal Equipment, CE Mnl 22-Ring (8-1/2 x 11) Blue Loose Leaf Binder 34-Ring (11 x 17) Blue Loose Leaf Binder	82126900 82100040  82172400  82181100 82181200	PD-1-0 A-1-2  C	RO	
* Explanation of codes: LQ - Documents an equipment no longer being produced - available in limited quantities only NP - New publication		RO - Revised publication obsoletes all previous editions CR - Change to revision level since last edition of catalog OB - Obsolete Publication			

ASSEMBLY SECTION

ASSEMBLY NUMBER	PUBLICATION TITLE	PUBLICATION NUMBER	REVISION	STATUS *	REFERENCE
15225300	Data Control Kit, RC Maint Mnl	62101700	A-0		
15228800	Data Protect Kit, RC Maint Mnl	62101800	B	RO	
15534400	Expanded Memory Kit, RC Maint Mnl	62101900	B	RO	
15550200	Digiscribe Option, RC Maint Mnl	62996000	A-0		
47292900	Power Supply Module, RC/CE Mnl	62985000	B	CR	
47429200/ 47429201	Power Supply Module RC Maint Mnl	62983000	A-0		
47457800	Power Supply, RC/CE Mnl	82185600	A-0		
47457900	Power Supply, RC/CE Mnl	82166100	A-0		
47467400/ 47467401	Power Supply Module, RC/CE Mnl	82184000	A	RO	
51730800					51769800, Assy Sect
51766200					51769800, Assy Sect
51767300	Video Display Module, RC Maint Mnl	62057100	C	CR	
51769800	Keyboard Assemblies, RC/CE Mnl	62984800	A	RO	
51770100/ 51770101	Impact Printer Mechanism, On-Site CE Mnl	62123200	A	RO	
51771900/ 51771902	Non-Impact Printer Mechanism, RC Maint Mnl	62148700	A-0		
51851800					51769800, Assy Sect
51859700	Power Supply Module, RC/CE Mnl	62985100	C	CR	
51861000					51759800, Assy Sect
51861100					51769800, Assy Sect
51861900/ 51861901/ 51861902/ 51861903/ 51861904/ 51861905	+ 5 Volt Logic Power Supply, RC/CE Mnl (Vendor is TRIO/Lab  + 5 Volt Logic Power Supply RC/CE Mnl (Vendor is LH. Research Inc.)	62975100  82189600	01-0  01-0		
51864400					51769800, Assy Sect
51867800					51769800, Assy Sect
51868600					51769800, Assy Sect
51868800/ 51873000					51767300, Assy Sect
51873100/ 51873101					47429200/47429201, Assy Sect
51876600/ 51876601					47467400/47467401 Assy Sect
51876900	Serial Impact Printer, Special Purpose RC/CE Mnl	82175000	A-0		
51880700					51769800, Assy Sect
51885000	Magnetic Tape Cartridge Transport Purpose RC/CE Mnl	82184900	A-0		
51885300					47457800, Assy Sect
51885400					47457900, Assy Sect
51886000	Power Supply Module, RC/CE Mnl	62976300	A-0		
51887900					51769800, Assy Sect
51891300					51769800, Assy Sect
51898100					51769800, Assy Sect
* Explanation of codes:			RO - Revised publication obsoletes all previous editions		
LQ - Documents an equipment no longer being produced - available in limited quantities only			CR - Change to revision level since last edition of catalog		
NP - New publication			OB - Obsolete Publication		

ASSEMBLY SECTION

ASSEMBLY NUMBER	PUBLICATION TITLE	PUBLICATION NUMBER	REVISION	STATUS *	REFERENCE
51901000/ 51901100/ 51901200/ 51901300/ 51901400/ 51901500/ 51901600/ 51901700/	Keyboard Assemblies Special Purpose RC/CE Mnl	62967300,	A	NP	51769800 Assy Sect 51769800 Assy Sect
51980400 59210100					
61206700	Buffer Controller, RC Maint Mnl	62986200	C	CR	
61206900	Power Supply Module, RC Maint Mnl	62048400	B	CR	
61259000	Display Logic Module, RC Maint Mnl	62991800	A	RO	
61274100	Power Supply Module, RC Maint Mnl	62986100			
61283400 61285000 61287900					61324500, Assy Sect 61206700, Assy Sect 62089900, Assy Sect
61298000	Power Supply Module, RC Maint Mnl	62999700	B	CR	
61300700	Operator Panel, RC/CE Mnl	62999300	B	RO	
61308400	Buffered Controller Module, RC/CE Mnl	62987100	A	NP	
61320300 61324500/					61206700, Assy Sect
61324600	Logic Chassis Assembly, RC/CE Mnl	62999500	B	CR	
61326300	Cabinet Assembly, RC/CE Mnl	62999400	A	RO	
61327800	Operator Panel, Special Purpose RC Maint Mnl	62978500	A-0		
61332100 61338800 61339300					62080500, Assy Sect 61308400, Assy Sect 61308400, Assy Sect
61340800	Display Logic Module, RC/CE Mnl	62976600	01-0	NP	
61344200	IAT Firmware Assembly, RC/CE Mnl	82189700	01-0		
61345700 61348300	IAT Firmware Board, RC/CE Mnl	82181500	01-0		51876900, Assy Sect
61348601 thru 61348608	Buffer Controller Module, RC/CE Mnl	82181600	A-0		
61349900/ 61350000	Display Logic Module, RC/CE Mnl	62106600	B	CR	
61350100/ 61351700	Keyboard Display Logic Module, RC/CE Mnl	62982400	B	RO	
61352000/ 61352300	Firmware Assembly, RC/CE Mnl	82189800	A-1		
61353200 61357900					61327800, Assy Sect 61206700, Assy Sect
61358100 61361500	Firmware Assembly, RC/CE Mnl Firmware Support Package, RC/CE Mnl	62970300 82189100	A-0 A	RO	

\* Explanation of codes:

LQ - Documents an equipment no longer  
being produced - available in  
limited quantities only

NP - New publication

RO - Revised publication obsoletes all  
previous editions

CR - Change to revision level since last  
edition of catalog

OB - Obsolete Publication

ASSEMBLY SECTION

ASSEMBLY NUMBER	PUBLICATION TITLE	PUBLICATION NUMBER	REVISION	STATUS *	REFERENCE
61373200 61375900 62010000	Logic Chassis Assembly RC/CE Mnl	62999500	C	CR	62139300, Assy Sect 51769800, Assy Sect
62010700 62010800 62010900 62026100	Card Reader Adapter, RC Maint Mnl	62995200	A-0		51769800, Assy Sect 51769800, Assy Sect 61308400, Assy Sect
62026101 62029400 62038300 62040500	Buffered Controller, RC Maint Mnl Printer Adapter Logic Card, RC Maint Mnl	62131100 62057600	D1 B	RO	51769800, Assy Sect
62041000 62048100 62049000 62050400	Non-Impact Printer Adapter Module, RC Maint Mnl IAT Basic Firmware Board, RC Maint Mnl Card Reader, RC Maint Mnl	62087800 62983300 62997600	A-0 A-0 01-0	RO	51769800, Assy Sect
62055700 62061900	Display Logic Module and Modem Inter- face Logic Module RC Maint Mnl Power Supply Module, RC Maint Mnl Impact Printer Adapter Module, RC Maint Mnl	62057400 62087600	A-2 B	CR	
62062400 62064800 62067700 62067800 62072700 62074900 62075800	Power Supply Module, RC Maint Mnl Power Supply Module, RC Maint Mnl Display Logic Module RC Maint Mnl	62129600 62106700 62087500 62122600	A-0 E A-0 A-0	RO	51769800, Assy Sect 51859700, Assy Sect 62050400, Assy Sect
62076100 62076200 62079300 62080300/ 62080301 62080500	Non-Impact Printer Adapter Module, RC Maint Mnl Data Protect Kit, RC Maint Mnl Display Logic Module, RC Maint Mnl	62123000 62106900 62057300	A-1 A-0 B-0		51769800, Assy Sect
62080900 62089800 62089900 thru 62089903 62089907 62100700 62120100 62125300 thru 62125307	Display Logic Module, RC Maint Mnl Display Logic Module, RC Maint Mnl 62101600 replaced by Cassette Transport Module, RC Maint Mnl CV6A1-A, ID Option Kit, RC/CE Mnl	62131400 62101600 62986300 62138200 62106800	D1 A-0 B A-0	CR OB	
	Display Logic Module, RC Maint Mnl Display Logic Module, RC Maint Mnl	62106600 62993900	03-0 PD-0		51769800, Assy Sect 51769800, Assy Sect
	Controller Module, RC/CE Mnl	62160100	A	RO	

\* Explanation of codes:

LQ - Documents an equipment no longer  
being produced — available in  
limited quantities only

NP - New publication

RO - Revised publication obsoletes all  
previous editions

CR - Change to revision level since last  
edition of catalog

OB - Obsolete Publication

ASSEMBLY SECTION

ASSEMBLY NUMBER	PUBLICATION TITLE	PUBLICATION NUMBER	REVISION	STATUS *	REFERENCE
62137400	Power Supply Module, RC Maint Mnl	62138300	02-0		
62139300/	Display Logic Module, RC Maint Mnl	62048300	C	CR	
61375900					
62141500	Basic Terminal, RC Maint Mnl	62997500	01-0		
62148600	Non-Impact Printer Adapter Module, RC Maint Mnl	62990900	A-0		
62152400	Data Control Kit, RC Maint Mnl	62131200	B	CR	
62155600	Display Logic Module, RC Maint Mnl	62164100	D1		
62159700	Adapter Module, RC Maint Mnl	62995000	PD-0		
62162400					61308400, Assy Sect
62162500					
thru					
62162507	Buffered Controller Module, RC/CE Mnl	62999800	A	RO	
62162600					61206700, Assy Sect
62163500					62050400, Assy Sect
62163600	Display Logic Module, RC Maint Mnl	62990800	A-0		
62166100	Power Supply Module, RC Maint Mnl	82182300	C	CR	
62166200					62080500, Assy Sect
62167000					61206700, Assy Sect
62167100	Buffer Controller Module, RC Maint Mnl	62987100	A	NP	61308400, Assy Sect
62168000					62076200, Assy Sect
62170500/					
62170501/					
62170502	Display Logic Module, RC/CE Mnl	62987200	B-0	RO	
62171000					61206700, Assy Sect
62171300					62050400, Assy Sect
62172300	Display Logic Module, RC Maint Mnl	62994400	PD-0		
62172500					62089900, Assy Sect
62173000					62080500, Assy Sect
62175300					61206700, Assy Sect
62175400					61206700, Assy Sect
62177300					
thru					
62177303					62089900, Assy Sect
65756100	Badge Reader, RC Maint Mnl	62064200	02-0		
65840800	External Modem Adapter, RC Maint Mnl	62027500			
65936000	Channel Adapter Module, Hdw Ref/CE Mnl	62995100	01-0		
65939900	Data Protect Kit, RC Maint Mnl	62993700	A-0		
66201400	Firmware Support Package, RC/CE Mnl	62972600	A-0		
69040700					51769800, Assy Sect
72235900					51769800, Assy Sect
72241800					51769800, Assy Sect
90143900	Keyboard Adapter, RC Maint Mnl	62125600	A	RO	
90147400					62061900, Assy Sect
90248200	Data Protect Kit, RC Maint Mnl	62164200	D1		
90252800	IAT Firmware Assembly, RC/CE Mnl	62976700	01-0		
90261600	Data Protect Kit, RC Maint Mnl	62131300	A-1	CR	
90262500	Arithmetic and Control Module, RC Maint Mnl	62996100	01-0		

\* Explanation of codes:

LQ - Documents an equipment no longer being produced - available in limited quantities only

NP - New publication

RO - Revised publication obsoletes all previous editions

CR - Change to revision level since last edition of catalog

OB - Obsolete Publication



ASSEMBLY SECTION

ASSEMBLY PRODUCT	PUBLICATION TITLE	PUBLICATION NUMBER	REVISION	STATUS *	REFERENCE
90263400/ 90263500 90269200 90271100 90275900 90276500 90283100	Read-Only Memory Module, RC Maint Mnl Line Printer Adapter, RC Maint Mnl  Printer/Keyboard Interface Adapt Logic Card Sets RC/CE Mnl Firmware Board, RC Maint Mnl	62999100 62997200  82185700 62994500	01-0 A-0  B PD-0	   RO	62010700, Assy Sect 90269200, Assy Sect 90269200, Assy Sect
90287100 90293300 thru 90293800					90263400/90263500, Assy Sect
90295100 90297600 90310400 90320200/ 90320300	Interface Adapter Module, RC Maint Mnl Interface Adapter Module, RC Maint Mnl  Single and Dual Input/Output Channel, RC/CE Mnl	62998100 82182200  62998900	B B  A	CR CR  RO	62061900, Assy Sect
90323500 90326100 90327800 90328300 90328900	Read-Only Memory Module, RC Maint Mnl IAT Firmware Assembly, RC/CE Mnl Firmware Board, RC/CE Mnl Arithmetic and Control Module, RC Maint Mnl	62999100 62976800 82188700  62996100	A-0 01-0 A-0  A-1	     	62075800, Assy Sect
90329900 90368200	Synchronous Communication Channel with I/O Channel, RC Maint Mnl	62999200	A-1		61300700, Assy Sect
90334100 90337700/ 90338000/ 90338600 90339700/ 90340000/ 90340300 90343800 90345300/ 90347400/ 90347700/ 90348000/ 90348300	Interface Adapter Module, RC Maint Mnl  Interface Adapter Module, RC Maint Mnl  Magnetic Tape Cartridge Transport Interface Adapter Logic Card Set, RC/CE Mnl	62982900  82183300  82186000	A-0   A-0	RO   NP	90262500, Assy Sect  90143900, Assy Sect
90352400 90353700					61300700, Assy Sect 90283100, 90372500 Assy Sect
90354000 90354300					90283100, Assy Sect 90283100, 90372500 Assy Sect
90354600					90283100, 90372500 Assy Sect
* Explanation of codes:		RO - Revised publication obsoletes all previous editions			
LQ - Documents an equipment no longer being produced - available in limited quantities only		CR - Change to revision level since last edition of catalog			
NP - New publication		OB - Obsolete Publication			

ASSEMBLY SECTION

ASSEMBLY NUMBER	PUBLICATION TITLE	PUBLICATION NUMBER	REVISION	STATUS *	REFERENCE
90354900					90283100, 90372500, Assy Sect
90356700	IAT Firmware Board, RC/CE Mnl	62165700	A-0	CR	
90357300	Firmware Support Package, RC/CE Mnl	62989400	A-0		
90360100/ 90360400					90337700/90338000/ 90338600, Assy Sect
90360900					90337700/90338000/ 90338600, Assy Sect
90361800	Firmware Support Package, Read-Only Memory Module, RC/CE Mnl	62989200	01-0		
90361900	Firmware Support Package, Read-Only Memory Module, RC/CE Mnl	62989300	01-0		
90366200 90369800					90356700, Assy Sect 62152400 Assy R/C Sect
90371900	Firmware Support Package, Read-Only Memory Module, RC/CE Mnl	62972700	A-0		
90372500	Receive-Only Impact Printer Interface Adapter Kit Logic Card Set, RC/CE Mnl	62975600	A	RO	
90373800 90382400 90382500/ 90384000					90372500, Assy Sect 90345300, Assy Sect
90385600	Line Printer/Card Reader Interface, RC/CE Mnl	62972900	B	CR	
90389400 90384700 90385600	Arithmetic and Control Module	62964400	01		90283100/90372500 Assy RC Sect
90389400 90394300 90395200	Arithmetic and Control Module, RC/CE Mnl	62964400	A	RO	90295100, Assy Sect 90283100, 90372500 Assy Sect
90396800 90397200					90283100, Assy Sect 90283100, 90372500 Assy Sect
90410700					90283100, 90372500 Assy Sect

\* Explanation of codes:

LQ - Documents an equipment no longer being produced - available in limited quantities only

NP - New publication

RO - Revised publication obsoletes all previous editions

CR - Change to revision level since last edition of catalog

OB - Obsolete Publication

EQUIPMENT REPAIR CENTER CUSTOMER ENGINEERING MANUAL SECTION

	PUBLICATION TITLE	PUBLICATION NUMBER	REVISION	STATUS *	REFERENCE
CD125-A/ CV407-A/ CV408-A	Data Entry Terminal, Repair Center Parts Data Mnl	62970900	C	CR	
CD125-A/ CV407-A/ CV408-A	Data Entry Terminal, RC/CE Mnl	62970800	C	CR	
CC5A9-A/B/ CC6A7-A/B	Display/Keyboard Station Keyboard, RC/CE Mnl	62986000	01-0		
CE311-A	Card Reader, RC/CE Mnl	62997600	01-0		
CF517-A	Data Entry Terminal, Repair Center Maint Mnl - Vol 1	62980800	A-0		
CF517-A	Data Entry Terminal, Repair Center Maint Mnl - Vol 2	62981100	B	CR	
CV405-A/B	Data Control Kit	62993600	B	CR	
FC530-C/D	RAM Module RC/CE Mnl	62961000	01	NP	
FR124-A	Programmer Panel, RC/CE Mnl	62999600	A-0	RO	
FV495-A	Firmware Support Package, RC/CE Mnl	82184300	A-0		
FV495-B	Firmware Support Package, RC/CE Mnl	82184800	01-0		
FV495-C	Firmware Support Package, RC/CE Mnl	82185000	01-0		
FV495-D	Firmware Support Package, (Read-Only Memory Module), RC/CE Mnl	82187400	A-0		
FV495-D	Firmware Support Package (Firmware and Bit Pattern Listings) RC/CE Mnl	82187500	01-0		
FV606-A	Cyclic Encoder Unit, RC/CE Mnl	62973000	B	RO	
	Interactive Terminal Buffer Controller Circuit Cards, RC/CE Mnl	62987800	A-0		
	Interactive Terminal Display Logic Module Circuit Cards, RC/CE Mnl	62987900	A-1		
GK1A1-A/B	Data Control Kit	62107000	B	CR	
* Explanation of codes:		RO - Revised publication obsoletes all previous editions			
LQ - Documents an equipment no longer being produced - available in limited quantities only		CR - Change to revision level since last edition of catalog			
NP - New publication		OB - Obsolete Publication			

COMMUNICATIONS DEVELOPMENT DIVISION

RESPONSIBLE INDIVIDUAL:

ALEX CIAVOLA  
PUBLICATIONS MANAGER  
3519 W. WARNER AVE.  
SANTA ANA, CA 92704  
(714) 540-2820, X341

ORDERING INFORMATION:

ALL INTERNAL CDC ORDERS MUST BE ACCOMPANIED BY DEPARTMENT NUMBER, A PROJECT OR ACCOUNT NUMBER AND BE APPROVED BY THE RESPONSIBLE MANAGER. BILLING WILL BE PROCESSED AGAINST THE INDICATED ACCOUNT.

ORDERS EXTERNAL TO CDC MUST BE PROCESSED THROUGH THE LOCAL CDC SALES OFFICE. THE SALES OFFICE WILL INITIATE THE LITERATURE ORDER FOR THE REQUESTED CDD LITERATURE.

CDD REQUESTS THAT ORDERING LITERATURE FROM THE DIVISION BE IN ACCORDANCE WITH "GENERAL LITERATURE ORDERING GUIDELINES PERTAINING TO DOMESTIC AND INTERNATIONAL ORDERS" FOUND AT THE FRONT OF THIS CATALOG. WHEN REVIEWING THE ORDERING GUIDELINES, SUBSTITUTE "CDD" FOR "LDS" WHERE APPLICABLE. THE ONLY EXCEPTION TO THE GUIDELINES IS THE "AUTOMATIC SOFTWARE REVISION PACKET DISTRIBUTION SERVICE"; THIS SECTION WILL NOT APPLY TO CDD LITERATURE.

TITLE	1	2	3	4
<b>I. <u>HARDWARE DOCUMENTATION:</u></b>				
M-33 ASR TELETYPEWRITER ASSY	73379200	00		STA
M-35 ASR TELETYPEWRITER ASSY	74574200	00		STA
LINE CONTROLLER	74574300	04		STA
SCAN INITIATE CLOCK	74574500	00		STA
BAUDOT LINE MODULE GRP	74574600	07		STA
LINE MODULE DRIVER	74574700	00		STA
HM6228 LAMP DRIVER	74574800	00		STA
CONTROL FUNCTION LINE MODULE	74515200	00		STA
XCHG CNTRLD FUL-DUPLEX TIP RTIP 108	74574900	00		STA
TIP FOR NON-CNTRLLD BAUDOT TMNLS	73366900	01		STA
HM6244 LN MDL 2400 BPS ASCII, RS232	74575000	00		STA
MAGNETIC TAPE CONTROLLER	74575100	01		STA
LINE MODULE TI 1006	74575200	03		STA
CONTROL FUNCTION LINE MODULE	74575300	00		STA
HM6040 TTY LEVEL CONVERTER	74575400	00		STA
MARSHALL S 360 INTERFACE CONTROL UN.	74575500	00		STA
HM6034 100 WPM LINE MODULE	74575600	00		STA
HM6010 100 WPM LINE MODULE	74575700	00		STA
HM6010 1050 BAUD LINE MODULE	74575800	00		STA
CNTRL FUNCTION AUTO LOGIC	74575900	01		STA
CONSOLE LINE MODULE	74576000	00		STA
PD4022 M-37 ASR TELETYPEWRITER ASSEMBLY	74576100	00		STA
INSTRCTNS SVC PSNNL M2500 DTA SYS D	74576300	00		STA
VISICORDER 906C ADAPTOR FIXTURE	74576500	00		STA
LINE MODULE ASCII FW MDL 2	74576600	00		STA
LINE MOD. ASCII FW MDL 2 AUTO. CHCK.	74576700	02		STA
BDT TTY FDX NON-CNTRLLD TRMNL INTRF	74576800	00		STA
BAUD TTY, HDX, 83B2 XCHG CONTROLLER	74576900	00		STA
CONSOLE LINE MODULE	74399400	00		STA
CONSOLE LINE MODULE	74577000	00		STA
CONSOLE LINE MODULE 150 WPM 10 UNIT	74577100	00		STA
CONSOLE LINE MODULE 100 WPM 10 UNIT	74577200	00		STA
WSTRN UNION M37 TTY XCHNG CNTRILLED	74577300	01		STA
LINE MODULE BAUDOT MODEL 2	74577400	02		STA
LINE MODULE BAUDOT MODEL 2	74577500	00		STA
AUTO. CHCKT PROC. FOR BAUDOT LN MOD.	74345900	07		STA
BAUDOT MODEL 2 LM TEST PROCEDURE	74577600	00		STA
PRCSSR TO PRCSSR TIP	74577700	00		STA
		00		STA
SABRE LOW SPEED TIP	74578000	00		STA
LTIP360 AU	74578200	00		STA
LTIP360 COMPUTER INTERCONNECT	74578300	01		STA
DIAGNOSTIC PROGRAM FDS01	74578400	02		STA
CTIP 360 COMPUTER INTERCONNECT	74578500	01		STA
TEST PROCEDURES FOR DISC PACK CONTR.	74579600	00		STA
READ STROBE CALIBRATION ADJUSTMNT HM	74579800	00		STA

1- PUBLICATION NUMBER OF LITERATURE  
2- LATEST REVISION LEVEL

3- SIZE OF HARD COVER BINDER THAT MAY  
BE USED FOR MANUAL.

4- PUBLICATION DIVISION RESPONSIBLE FOR  
CONTENTS OF LITERATURE.

TITLE	1	2	3	4
M1000 TECH. MANUAL	74579900	01		STA
RR PNL ALIGNMNT PROC.	74457900	00		STA
LTIP-501 LOCAL TIP FOR IBM SYS 360	74580500	00		STA
CONTROLLER-CDC 3000 PERIPH. ADAPTER	74571100	01		STA
CONTROLLER-CDC 3000 SERIES PERI. ADT.	74572700	00		STA
L.M. ASCII FW MODEL 2A 1200 WPM 10 UNIT	74581100	00		STA
L.M. ASCII FW MODEL 2A 1050 WPM 10 UNIT	74581200	00		STA
L.M. ASCII FW MODEL 2A 150 WPM 10 UNIT	74581300	00		STA
L.M. ASCII FW MODEL 2A 100 WPM 11 UNIT	74581400	00		STA
RTIP 112 TIP IBM 2740, 1050 COMM TMNLS	74581600	02		STA
RTIP FOR CDC 216 MULTISTN DSNLY SYS	74581700	01		STA
TIP FOR BELL SYS. 838 TTY	74581800	00		STA
CTIP-360 ACCESS UNIT AND CONTROLLER	73361000	03		STA
MAG TAPE CONTL 9-CHNNL LOW SPD	74392400	02		STA
RTIP 115 INTERIM TIP	74581900	00		STA
M1000 FAST DISC SYNCHRONIZER	74569000	00		STA
M1000 FAST DISC SYNCH.	74582000	00		STA
RTIP 105 NON-CONTRLLD ASCII TTY	73365500	00		STA
1700 ---3000 ADAPTER SWITCH	74582100	00		STA
1700 - 3000 ADAPTER PERIPH. SWITCH	74582200	00		STA
CONTROLLER - CDC 1700 SERIES PERIPH.	74582300	01		STA
CONTROLLER - CDC 1700 SERIES PERI ADPT.	74571300	00		STA
RS232 QUAD LEVEL CONVERTER	74582400	00		STA
COMMUNICATIONS PROCESSOR	73361100	00		STA
M1000 D.P. CNTRLLR, DSK ACCESS CNTRLL.	73361200	00		STA
FAST DISK CNTRLLR RTN 9732 AND 0004	74582500	00		STA
M1000 MAG TAPE CNTRLLR C.E. MANUAL	73361300	01		STA
FAST DISK ACCESS CNTRLLR RTN 006	74582700	00		STA
CONTROL DATA HM6000 COMM. PROC.	74131700	02		STA
D.P. ACCESS CONTROLLER	73361400	00		STA
M1000 FORTRAN LOADER OPS MANUAL	74573600	01		STA
RTIP FOR IBM BINARY SYNC. COMM. BSC.	73357100	01		STA
DIAL CONTROL INTERFACE PACKAGE	74583300	00		STA
IBM BSC, RTIP 205A LINE MODULE	74583400	02		STA
AUTO CHECKOUT PROC - BSC RTIP 205A	74583500	05		STA
RTIP 205A LM, BENCH TEST PROCD.	74583600	01		STA
M1000 MSG SWITCHING SYS 81D1 NETWORK	74583700	00		STA
TIP FOR WSTRN UNION TELEX DIAL-IN	74583800	00		STA
TIP FOR BELL SYS 8B1 TTY SEL. CALLING	74583900	00		STA
M1000 COMMUNICATIONS PROCESSOR II	73295600	01		STA
ROM PROG. PROCEDURE PROC. II	73339800	04		STA
ROM WORD FORMAT PROCESSOR II	74584000	04		STA
COMM. PROC. II	74401100	00		STA
UNIVERSAL BASE LINE MODULE	74584200	00		STA
M1000 MED. SPEED INTERCONNECT	73956400	03		STA
LINE MODULE ASCII MODEL 4	73841000	01		STA
MAG. TAPE CONTL, 9-CHNNL MOD. B	74392500	02		STA
DISK PACK FORMAT AND EXERCISER	74584300	00		STA
TIP FOR BELL SYS 85A1 TELETYPEWRITER	73809800	07		STA
TIP FOR BELL SYS 85A1 TELETYPEWRITER	74584400	06		STA

TITLE	1	2	3	4
ATA-IATA LN. MOD. EQUIP. SPEC.	74400100	00		STA
ATA-IATA LN. MOD. TEST SPEC.	74584500	00		STA
MODEM INTERFACE MODULE	74584600	00		STA
MED. SPEED MULTIPLEXER MOD.	74156800	03		STA
TIP FOR WU TELEX DIAL IN-OUT	74584700	00		STA
M1000 MULTIPLEXER MODULE MANUAL	74584800	00		STA
TERMINAL INTERFACE PKG. FOR TWX SERV.	73437000	06		STA
RTIP FOR ATA-IATA SYNCH. LNK. CONT. PR.	73356800	07		STA
DIAL CONTROL LINE MODULE	74401000	00		STA
ACU SELECTOR CONTROL CARD TT SPEC.	74584900	00		STA
CDC 711 LINE MODULE	74400000	00		STA
CDC DSPLY LN. MOD. TEST PROCEDURE	74585000	02		STA
AUTOMATIC CHECKOUT PROC. FOR BSC	74585100	01		STA
BSC, RTIP-205D, LN. MOD. - EBCDIC	74400700	00		STA
AUTO. CHECKOUT PROC-BSC RTIP 205D	74585300	00		STA
BSC, RTIP 205D TERM LN MOD. BNCH TS	74585400	00		STA
BSC RTIP-205B LN. MOD. ASCII	74400500	00		STA
RTIP-205B LN. MOD. TEST PROC.	73444100	00		STA
85A1 LN. MOD. EQUIP. SPEC.	74588000	01		STA
85A1 N. MOD. TEST SPEC.	73341500	01		STA
TWX IN-OUT LN. MOD. EQUIP. SPEC.	74585500	00		STA
TWX LINE MODULE TEST SPEC.	74252100	00		STA
CONT. DISC PACK ACCESS MODEL A	73428800	00		STA
HIGH SPD. CONTROLLER FUNCT. SPEC.	73353600	01		STA
CONTRLLR, HIGH SPEED DISK ACCESS MOD.	74585700	00		STA
DISK PACK FORMAT AND EXERCISER	74585900	01		STA
LOCAL TIP FOR EXCH. CONTRLLD 9-CHNNL.	74412900	02		STA
TIP FOR WESTERN UNIONS PLAN 135A	74586000	00		STA
BSC. RTIP 205-B TERMINAL L.M. BNCH	74585200	00		STA
TRANSCEIVER 5.0 MEGABITS SEC.	73250000	00		STA
RTIP FOR CDC 711 MULTI-STATION DSPL.	74586100	00		STA
CHAS RTIP CDC 711 MULTSTN DSPL STA	74586200	01		STA
TRANSCEIVER 0.5 MEGABITS SEC.	73253600	00		STA
TRANSCEIVER 1.544 MEGABITS SEC.	73253700	00		STA
PROCESSOR A MEMORY EXTENSION SUPP.	74586600	00		STA
AUTOMATIC CALLING UNT. -ACU - SELECTOR	74586700	00		STA
AUTOMATIC CALLING UNT. -ACU - SELECTOR	74586800	00		STA
TRM INTRFC PKG PNT - PNT IBM BNRY SYN	73357400	00		STA
PROC. AND MEMORY UNITS CONVER. KIT	74586900	00		STA
CONTROLLER MAG TP IPL SELECT SWITCH	74388500	00		STA
WIDEBAND LVL CONVRTR DESIGN SPEC.	74587000	00		STA
WIDEBAND LVL CONVRTR TEST SPEC	74381000	00		STA
16CC RS232 LVL CONVRTR DESIGN	73372400	00		STA
16CIR. RS232 LVL CONVRTR TEST SPEC	74381100	00		STA
TELEGRAPH CONVERTER DESIGN SPEC	73372500	00		STA
TELEGRAPH LVL. CONV. 20MA AND 60 MA	74381200	00		STA
LVL CONVRTR MONITR DESIGN	73372600	00		STA
LVL CONVRTR MONITR TEST SPEC	74381300	00		STA
TST SPEC BNCH CTIP CONTL CRD STYL 3	74391100	00		STA
TST SPEC BNCH CTIP DRV-REC TYP 3	74391200	00		STA

TITLE	1	2	3	4
TST SPEC BNCH CTIP CONTL CRD SYTL 1	74391400	00		STA
TST SPEC BNCH CTIP CONTL CRD SYTL 2	74391500	00		STA
TELEGRAPH LEVEL CONVTR MONTR DESIGN	73372700	00		STA
TELG LVL CONVTR MONT 20MA AND 60MA	74381400	00		STA
COMPACT CONSOLE PANEL	73379000	01		STA
LINE MODULE RTIP 112A	73339700	00		STA
TRANSCEVR REF MANL EQUIP NO. DJ156-A	73278500	00		STA
TRANSCEVR ENG MANL EQUIP NO. DJ156-A	73278600	00		STA
MICRO DRUM CONTROLLER	73335400	00		STA
RTIP HIGH SPEED M1000 TO M1000 INTRCON	73362600	00		STA
TEST SPEC FOR +15/22 VOLT TEMP	74508500	00		STA
SPEC FOR POWER SUPPLY 15/22 VOLT	74587200	00		STA
TST SPEC BNCH CTIP MONTR-CONT PNL	74391600	00		STA
MMRY ACCSS CONT INTRFC UNT CTIP 6000	74495300	00		STA
RTIP 208 INPUT LN PROC MOD	73352500	00		STA
RTIP 208 OUTPT LN PROC MOD	73352400	00		STA
RTIP 208A1 LN MOD ISO 1745 BSC MODE	73336700	00		STA
AUTOMATIC CHECKOUT PROC FOR RTIP208	73443800	00		STA
RTIP208 LINE MODULE TEST PROC	73444200	00		STA
RTIP208A2 LN MOD ISO 1745 BSC MODE	73336800	00		STA
M1000 INTERCONNECT LINE MOD	73340100	00		STA
INTRCNCT LN MOD TEST SPEC	73309300	00		STA
RTIP205B1 LN MOD ASCII	73435000	00		STA
AUTO CHECKOUT PROC-BSC RTIP 205B1	73443900	00		STA
RTIP 205B1 LINE MOD TEST PROC	73444300	00		STA
TWX M6A IN-OUT LN MOD EQUIP SPEC	73355700	00		STA
M6A LN MOD TEST SPEC	74360800	00		STA
TELTERM II LN MODULE EQUIPMENT SPEC	74384700	00		STA
TELTERM II LN MODULE TEST SPEC	74390100	00		STA
ASCII BASE CARD I	73942000	01		STA
TWX PRGRMMBL READ ONLY MMRY PKG	73999500	00		STA
85A1 PRGRMMBL READ ONLY MMRY PKG	74035300	00		STA
LINE MODULE RTIP 112B	73358100	01		STA
M1000 INTRCNNT INPUT INTFC MOD	74359900	00		STA
M1000 INTRCNNT OUTPUT INTFC MOD	74362100	00		STA
TST SPEC BNCH CTIP 6000 HOST LVL	74391800	00		STA
CTIP 6000 HOST DRVR-REC TEST PROC	74391900	00		STA
TST SPEC BNCH MAC INTRFC UNT-BRD 1	74392000	00		STA
TST SPEC BNCH MAC INTRFC UNT-BRD 2	74392100	00		STA
TST SPEC BNCH CTIP 6000 HOST INPUT	74391300	00		STA
TST SPEC BNCH CTIP 6000 HOST OUTPUT	74392200	00		STA
RTIP 205B1 INPUT LN PROC MOD ASCII	73442800	00		STA
RTIP 205B1 OUTPUT LN PROC MOD ASCII	73442900	00		STA
ASCII BASE CARD II	74332200	01		STA
TWX M6A PROG READ ONLY MMRY PKG	74332100	00		STA
COMM PROC ASY ST MMRS MMRY MOD C	74194900	00		STA
COMM PROC ASY ST MMRS EXT MMRY	74195200	00		STA
RTIP FOR TELTERM II ENTRY DSPLY TRM	73384400	00		STA
SABRE CODE ATA-IATA LINE MODULE	74264700	00		STA
AUTO CHECKOUT PROC FOR SABRE ATA	74392300	00		STA



TITLE	1	2	3	4
SABRE CODE ATA LINE MOD TEST PROC	74332300	00		STA
CDT, RTIP-212A, LN MODULE EQUIP SPEC	74404200	00		STA
RTIP-212A LN MOD TEST PROC	74404400	00		STA
9140 LN MOD 110 BAUD EQUIP SPEC	74431100	00		STA
9140 LN MOD 110 BAUD TEST SPEC	74431200	00		STA
9140 LN MOD 150 BAUD EQUIP SPEC	74431800	00		STA
9140 LN MOD 150 BAUD TEST SPEC	74431900	00		STA
9140 LN MOD 1200 BAUD TEST SPEC	74432200	00		STA
DIAL IN/OUT TTY LN MOD EQUIP SPEC	74432400	00		STA
DIAL IN/OUT TTY LN MOD TEST SPEC	74432500	00		STA
BSC, RTIP 201A-B AND 204B LN MOD ASC	74443100	00		STA
RTIP 201A, 201B, 204B LN MOD TST PROC	7443200	00		STA
PLT THROUGH MULTILAYR PRNTD WIRNG B	73409000	00		STA
MULTPLX MOD MED SPD MODF KIT PROC	73877100	00		STA
TST SPEC BNCH CTIP DRV-REC TYP 2	74391700	00		STA
RTIP BRRGHS TC 500 MULTI-BLOCK	73900800	04		STA
SABRE CODE ATA-IATA INPT INTRFCE	74332500	00		STA
SABRE CODE ATA-IATA OUTPT INTRFCE	74332600	00		STA
ASCII BASE CARD III	74387300	00		STA
DISC CONTRLLR MOD C	74333900	00		STA
HGH SPD DS ACCSS CONTR MOD C	74337300	00		STA
TELETERM II PROG READ ONLY MMRY PKG	74387400	00		STA
HGH SPD DSK ACC CONTRL EXPAN	74345000	00		STA
TWX DIAL-UP TIP VERSION 1	74366500	01		STA
RTIP DIAL IN/OUT TELETYPE SERV	74367100	01		STA
RTIP FOR TELETYPE CORPORATION 9140	74367200	00		STA
RTIP - TELETYPE CORP DSPLY TERM	74367300	01		STA
ASCII CARD 4 FUNCT SPEC	74465300	00		STA
CYBER 70 CTIP - FIRMWARE	74394300	00		STA
C1000 24 MBIT FAST DSC SYNCH	74542100	00		STA
RTIP 212A INPUT LN PROC MOD ASCII	74402900	00		STA
RTIP 212A OUTPUT LN PROC MOD ASCII	74404500	00		STA
MAG TAPE CONTROLLER 9-CHNNL LOW SPEED	74570400	00		STA
MODEM INTERFACE MODULE FUNCT SPEC	74443300	00		STA
EQUIP BUSS PATCHING CABINET	74425200	01		STA
MED SPD MULTIPLX MOD PWR DIST KIT	74424500	00		STA
9140 PROGRMMBL READ ONLY MMRY PKG	74427800	00		STA
DIAL IN/OUT TELETYPE SERV	74427900	00		STA
TC500 MULTIBLOCK LN MOD EQUIP SPEC	74492100	00		STA
TC500 MULTIBLOCK LN MOD TEST SPEC	74489600	00		STA
TC500 MULTIBLOCK SERV PROG READ ONLY	74444500	00		STA
CONSOLE LN MOD 110/1200 BAUD EQUIP SPEC	74475500	00		STA
CONSOLE LN MOD 110/1200 BAUD TEST SPEC	74475600	00		STA
ASYNCHRONOUS COMM LN ADAPTR	74447100	00		STA
SYNCH COMM LN ADAPT RS232 C INTRFC	74447500	00		STA
CONSOLE REMOTING CABLE USER REF	74495100	00		STA
CRD COMPARTMENT ASSY ALIGNMNT PROC	74458000	00		STA
WH RTIP FOR WESTERN UNION TELEX	74507000	01		STA
WH 81D1 RTIP 1080	74507100	01		STA
WH 81D1 LN MOD EQUIP SPEC SHRT FORM	74533500	00		STA

TITLE	1	2	3	4
WH TELEX LN MOD (SHORT FORM)	74542600	00		STA
BURRHS TC500 TERM COMPTR RTIP 1178	74524700	01		STA
IBM 3940 MOD 5A DATA TERM BB RTIP 78	74533300	01		STA
CYBER 1000 XCHNG UNTS DW105A, DW110A	74541100	00		STA
CONSOLE LN MOD 1200 BAUD EQUIP SPEC	74551000	00		STA
CONSOLE LN MOD 1200 BAUD TEST SPEC	74539400	00		STA
TIP FOR DATA PHONE R SERVICE 116A	74550700	00		STA
<b>II. SOFTWARE DOCUMENTATION:</b>				
MARSHALL INTERFACE PROGRAM MIP	74578100	00		STA
DIAG SYS PROCEDURE	74578600	06		STA
DIAGNOSTIC PROGRAM INSTA	74578700	01		STA
DIAG PRGM INSTB	74578800	02		STA
DIAGNOSTIC PROGRAM, IT	74578900	00		STA
DIAG PRGM, IT	74579000	04		STA
DIAGNOSTIC PROGRAM, MAGAMP	74579100	03		STA
DIAGNOSTIC LOADER, DIALD	74579200	00		STA
DIAG PRGM, MPLEX	74579300	01		STA
DIAGNOSTIC PROGRAM, DIST	74579400	01		STA
DIAG PRGR, DPS	74579500	03		STA
DIAGNOSTIC PROGRAM, MUXMD	74579700	00		STA
S 360 SIMULATOR CONTROLLER	74580000	00		STA
COMP. TERM INTRF PKG FOR IBM S-360	74580100	07		STA
CYBER 1000 INTRFC PROG IBM	74580200	02		STA
USERS GUIDE CTIP FOR IBM S-360	74580300	05		STA
DIAGNOSTIC PROGRAM, FDSCC	74580400	00		STA
SOFTWARE SYSTEM DISC PACK DEF	74580600	00		STA
SYS REF MANUAL CTIP IBM 360	74580700	00		STA
M1000 INTERFACE PKG IBM S360 DOS	74580800	01		STA
M1000 INTERFACE PROG FOR IBM S360	74580900	01		STA
DIAGNOSTIC PROGRAM, PROCD	74581000	00		STA
DIAGNOSTIC PROGRAM, COREO	74588100	01		STA
PROGRAM TABLES HANDBOOK	74573300	01		STA
DIAGNOSTIC OPERATING SYS. DIAGOS	74581500	00		STA
		00		STA
M1000 EXTENDED BASIC FORTRAN REF MA	74573800	01		STA
FORTRAN LIBRARY MAINT MANUAL	74582800	00		STA
FORTRAN SYS LOADER MAINT MANUAL	74582900	01		STA
FORTRAN COMPILER MAINT MANUAL	74583000	01		STA
FORTRAN COMPILER MAINT MANUAL	74583100	01		STA
M1000 FORTRAN TEST ACCPTNC MANUAL	74583200	00		STA
M1000 PGM PRODUCTION SYS OVERVIEW	74573500	00		STA
M1000 PGM PRODUCTION SYS OPS GUIDE	74573700	00		STA
M1000 PROGRAMMING MANUAL	74584100	02		STA
M1000 UTILITIES OPERATORS MANUAL	74115500	03		STA
M1000 BASE PROGRAMMING PIC TBL STRT	74588200	06		STA
M1000 PROGRAM PRODUCTION SYSTEM	74585600	00		STA
M1000 BASE PROGRAMMING LOOPS DOC	74586300	00		STA
M1000 BASE WITH NTIP PROG LOOPS	74586400	00		STA

TITLE	1	2	3	4
SOFTWARE DOC SYS INQRY MESSAGE EXCH	74416900	00		STA
IMX SYSTEM OVERVIEW	74417900	00		STA
SYS MONITOR INQUIRY MESS EXCH IMX	74418000	00		STA
SYS LOADING-INITIZATION FOR INQ MES	74418100	00		STA
EXTERNAL REFERENCE SPEC DSK PK LABL	74587300	00		STA
SPEC MICRO DRUM FORMAT REQUIREMENTS	73342500	00		STA
EXT REF SPEC CYBER 1000 SYS MAINT MNT	74381500	00		STA
DIAG PROG FOR HIGH SPD CYBER 1000	74381600	02		STA
RTIP FOR ISO 1745	74115000	00		STA
CYBER 70 CTIP INQUIRY MESS EXCH	73322300	00		STA
M1000 TO M1000 INTERCONNECT	74340300	01		STA
BSC POINT-TO-POINT TIP LOOP	74319900	00		STA
SYS LOAD FOR THE INQUIRY MESS EXCH	73382700	00		STA
CONTROL STTS INITIALIZATION MESS EXCH	73384300	00		STA
TEST UTLTY PKG TUP USERS GUIDE	73433900	00		STA
CONSOLE TIP - CONSTL	73879200	00		STA
ERS ATA-IATA TIP LOOP	74059900	00		STA
EXT REF SPEC SERVICE MESS LOOP	74092000	00		STA
ERS HISTORY LOOP	74067100	00		STA
ERS MESSAGE ALLOTTER SYS SUBROUTINE	74067600	00		STA
TEXT CHRCTR PROCG LOOP - TCPL - ERS	74185800	00		STA
TIP 85A1 LN SERVICE - TIPLBI - ERS	74185900	00		STA
SECNDRY STRG ERROR PROC-SSERRP-PROG	74196000	00		STA
EXTERNAL REF SPEC STANDARD	74245600	00		STA
UNIV LN CONTRLLR INTRFC EXT REF SPEC	74319400	00		STA
EXT REF SPEC DIAL CONTROL LOOP	74331600	00		STA
EXT REF SPEC BSC PNT-TO-PNT TIP	74331700	00		STA
EXT REF SPEC BSC DIAL-UP TIP	74332700	00		STA
EXT REF SPEC TWX DIAL-UP TIP	74334600	00		STA
LTIP S-360-S-370 TIP LOOP - TIPLBG	74359400	00		STA
EXT REF SP TELTRM II TP LP - TIPLBJ	74359500	00		STA
SECONDARY STORAGE SERVICES	74360900	00		STA
USERS GUIDE CYBER 1000 SYS MAINT	74366800	01		STA
DIA PRO MAG TP CONT AND DRIVE 9 CHNL	74366900	01		STA
DIA PRO FOR DSK PCK SUBSYSTEM	74367000	00		STA
DIA PRO ISO 1745 RTIP 208A2 LN MOD	74369100	00		STA
DIA PRO COMPACT CONSOLE PANEL - 32	74381700	00		STA
DIA PROG FOR MED SPD LN CONTRL	74381800	00		STA
IPL RECORD-LOADER PROG CYBER 1000	74381900	00		STA
CYBER 1000 PROC CORE MMRY DIAG PROG	74382000	00		STA
DISK PACK SERVICES	74382200	00		STA
DIA PRO CYBER 1000 INSTRUCTN SET	74368400	00		STA
DIAG PROG FOR THE SPEED LINE CONT	74368500	01		STA
DIA PRO MMRY ACC CONTR MAC BUS	74368600	00		STA
DIA PRO MICRO DRUM CONT AND UNIT	74382300	00		STA
DIAG PROG CYBER 1000 SYS MAINT	74382400	01		STA
DIA PRO THE 3518-2 MAG TAPE CONT	74383800	00		STA
CDC CYBER 1000 SYS HRDWR DIA OVERVIEW	74384100	00		STA
EXT REF SPEC BSC DIAL-UP TIP	74385400	00		STA
CTIP INSTRUCTION DOCUMENT	74394900	00		STA

TITLE	1	2	3	4
EXT REF BS SYS DISK TRUNK	74398100	01		STA
CYBER 1000 DIAG PROG DOC	74407800	00		STA
EXT REF RETRVL MESS CDSNT SRCH LOOP	74434900	00		STA
EXT REF DATA BS CAPTURE LOOP DBCAPL	74438300	00		STA
EXT REF SRVC ORDR DAT BS ENQNG SUBF	74438400	00		STA
EXT REF TP SUPERVISOR PROGRAM	74438500	00		STA
EXT REF DSK PCK BAD SPOT TST LOOP	74438600	00		STA
EXT REF SPEC CELL RECYCLE LOOP	74438700	00		STA
EXT REF DIAL HOLD LOOP DIALHL	74438800	00		STA
EXT REF TERM ID VALIDATION LOOP	74442900	00		STA
NEW MULT OUTPUT LOOP NMUXOL XTR REF	74449000	00		STA
EXT REF - TIPLBL - TERM INTRFC PACK	74449100	00		STA
EXT REF DSK COPY LOOP - DISCYL	74449400	00		STA
EXT REF DIRECTORY OUTPUT LOOP	74449600	00		STA
EXT REF LOCAL TIP XCHNG-CONT 9-CHNL	74457400	00		STA
EXT REF SPEC FOR PURGE	74460300	01		STA
EXT REF DSK PACKSPACE MANG LOOP	74460400	00		STA
EXT REF RTIP TELTY CORP DSPLY TERM	74461100	00		STA
TIPLAO - TIP UNCONTRLLD BAUDOT	74462400	00		STA
RTIP FOR DIAL IN-OUT TELETYPE SERV	74467900	00		STA
CYCLIC ENCODER DIAGNOSTIC ERS	74504500	00		STA
COMMUNICATIONS COUPLE OFF-LINE DIAG	74505200	00		STA
REPORT GENERATOR LOOP (RPTGEN)	74517200	00		STA
END-OF-DAY INVOICE REPORT (EODINV)	74517300	00		STA
PRIORITY 2 INTRRPT LOOP (P2INTL)	74517400	00		STA
SERV ORDER VAIDTN LOOP (SOVL)	74517500	00		STA
TERM INTRFC PKG TI 1006 CONTR LN SRV	74539000	00		STA
TIMER MAINTENANCE LOOP (TIMAL)	74546100	00		STA
GID SWITCH Q MES INQ MESS XCHNG	74544700	00		STA
MULTIPLEX SUBSYSTEM DIAG ERS	74559500	00		STA
<b>III. MISCELLANEOUS DOCUMENTS</b>				
STANDARD M1000 MESS SWITCHING SYS	74574100	07		STA
M1000 SYS DESC-ORDER CDC 00007200	74574400	04		STA
INTRO TO M1000 DATA COMM SYS	74576200	00		STA
M1000 CONFGTRR DESCRPTN MANUAL	74576400	00		STA
M1000 RTIP REF CATALOG	73670001	05		STA
SYS CONFIG MANUAL	74115400	05		STA
M1000 DATA COMM SYSTEM OPER REF MAN	74585800	00		STA
INTRO THE STANDARD M1000 BASE NTIP	74586500	00		STA
DATA ANALYSIS PACKAGE WORKING PAPER	74587100	00		STA
CTIP FOR CDC CYBER 70 SYSTEM	73302400	00		STA
BS OPER REF MANUAL TYPE I	74445000	04		STA
DATA ANALYSIS PACKAGE II	74587400	01		STA
SUPP TO M1000 SYSTEM BASE OPRTRS MANL	74587500	00		STA
BS OPER REF MANUAL TYPE II	73361500	01		STA
CYBER 1000 PROD LN INQUIRY MESS	74160300	00		STA
CYBER 1000 INQRY MESS EXCH IMX	74319800	00		STA
IMX MEASUREMENT PACKAGE	74335600	01		STA

TITLE	1	2	3	4
DATA ANALY PROG ADVAN COMM LAB	74412800	00		STA
BS OPRTRS MANUAL TYPE III	74435100	01		STA
GEN PURP 8 LN ADAPTR USED WITH MICO	74453400	01		STA
OVERVIEW OF MULTPLX SUBSYS - CYBER 70	74479600	00		STA





**CONTROL DATA**  
CORPORATION

**CORPORATE HEADQUARTERS, 8100 34th AVE. SO., MINNEAPOLIS, MINN. 55440**  
**SALES OFFICES AND SERVICE CENTERS IN MAJOR CITIES THROUGHOUT THE WORLD**

**LITHO IN U.S.A.**



LITERATURE DISTRIBUTION SUPPLEMENT  
INTERNAL - EXTERNAL CATALOG, JULY 1975

\*FOR CONTROL DATA PERSONNEL ONLY  
\*\*PRICE CHANGES IN COLUMN 6 ARE FOR EXTERNAL CUSTOMERS ONLY

1	TITLE	2	3	4	5	**6
N	MP-60 COMPUTER SYSTEM MPX/RT REFERENCE MANUAL	14062300		22	GSD	\$ 6.00
N	469 COMPUTER SYSTEM 460-02B PRO- GRAMMERS CONSOLES WITH VIDEO MONITOR HARDWARE REF/CE MANUAL	14064700		22	GSD	\$10.80
R	6000/CYBER 70 MODELS 72,73,74 COM- PUTER SYSTEMS GRAPHICALLY ORIENTED DESIGN AND ANALYSIS SYSTEM {GODAS} REF MANUAL VERSION 2	17317200	D	22	CYB	
N	6000/CYBER 70 MODELS 72,73,74 COM- PUTER SYSTEM 777 INTERACTIVE GRAPHICS SYSTEM VERSION 2 G.I.M.	17322400	A	3	SVL	\$ 1.00
RO	6000/CYBER 70 MODELS 72,73,74 COM- PUTER SYSTEMS LOW-COST GRAPHICS TERMINAL {LCGT} INTERACTIVE GRAPHICS SYSTEM {IGS} VERSION 1 REFERENCE MANUAL	17322800	C	22	SVL	
N	CYBER 170 MODELS 172/173/174 POWER DISTRIBUTION AND WARNING SYS HARDWARE MAINT MANUAL {PRE- LIMINARY EDITION}	19981500	01	22	TTO	\$ 2.85
N	CYBER 170 MODELS 172/173/174 CENTRAL COMPUTER AND ALL OPTIONS HARD- WARE MAINTENANCE AND PARTS DATA MANUAL {PRELIMINARY}	19981600	01	22	TTO	\$ 4.50
N	CYBER 170/MODELS 172,173,174 CENTRAL COMPUTER AND ALL OPTIONS IN- STALLATION AND CHECKOUT HARD- WARE MAINTENANCE MANUAL {PRE- LIMINARY}	19981700	01	22	TTO	\$ 3.15
N	CYBER 170 CENTRAL MEMORY THEORY OF OPERATION, DIAGRAMS, HARDWARE MAINTENANCE MANUAL VOL 1 of 2	19981900	02	22	TTO	\$ 2.35
N	CYBER 170 PERIPHERAL PROCESSOR SUB- SYSTEM THEORY OF OPERATION, DIAGRAMS, EQUATION SUMMARY AND INSTRUCTION FLOWCHARTS HARDWARE MAINT MANUAL VOL 1 OF 3	19982000	03	22	TTO	\$ 8.80

CONT.

1	TITLE	2	3	4	5	**6
N	6000/CYBER 70/CYBER 170 COMPUTER SYSTEMS BASIC VERSION 3.0 REFERENCE MANUAL	19983900	A	22	TTO	\$ 4.00
RO	CYBERDATA KEY-TO-DISK INSTALLATION TEST KIT	22263600	B	3	PLY	\$ 2.70
N	CL533 PRINTER SUBSYSTEM/ADAPTER THEORY OF OPERATION	22272600	A	3	PLY	\$13.20
N	CL533 PRINTER SUBSYSTEM/ADAPTER LOGIC DIAGRAMS	22272700	A	22	PLY	\$ 5.55
N	CF518 PRINTER SUBSYSTEM, 2540 CARD READER/PUNCH ADAPTER THEORY OF OPERATION	22272800	A	3	PLY	\$11.75
N	CF518 PRINTER SUBSYSTEM {2540 CARD READER/PUNCH ADAPTER} LOGIC DIAGRAMS	22272900	A	34	PLY	\$ 5.05
R	3200 COMPUTER SYSTEM WIRE LIST, TERM LIST CE MANUAL	31620200	AF	22	ARH	
RMP	6676-B/C TTY MULTIPLEXER CE MANUAL	38706100	T	22	ARH	
R	1544/1545/1564 DIGITAL INPUT SUBSYSTEM OPERATION AND MAINTENANCE	39073300				
RO	1700 COMPUTER SYSTEMS SMALL COMPUTER MAINTENANCE MONITOR REFERENCE MANUAL	39520200	B	22	LJL	\$ 2.50
R	1700 COMPUTER SYSTEM MSOS 4 INSTANT	39520500	C		LJL	
RMP	1700 COMPUTER SYSTEM MSOS 4.1, FORTRAN 3.2 A/B AND TIMESHARE 2.0 RELEASE BULLETIN	39520800	B	22	LJL	\$ 2.35
R	1700 COMPUTER SYSTEMS INSTANT SMALL COMPUTER MAINTENANCE MONITOR VERSION 1	39521700	B		LJL	
R	1700 COMPUTER SYSTEMS MSOS 4 G.I.M.	39522400	C	22	LJL	
RO	405 HIGH SPEED CARD READER REFERENCE MANUAL A/B APPENDIX FOR C, D, J AND K	40809300	K	22	VFD	\$ 8.40
R	DJ145-A {361-6} SYNCHRONOUS COMMUNICATIONS ADAPTER CE MANUAL	41611900	N	22	ARH	
	783 MAG TAPE CLEANER GEN DESC., THEORY OF OPERATION, DIAGRAMS, MAINTENANCE CE MANUAL {APPLIES TO 31000 SERIES CLEANERS ONLY}	41618000				
R	CJ122 PAGE AND DOCUMENT READER MAINTENANCE CE MANUAL	48430080	D	3	R0K	
RO	6000/CYBER 70 MODELS 72/73/74 COMPUTER SYSTEMS KRONOS 2.1 EXPORT/IMPORT REFERENCE MANUAL	59150500	E	22	ARS	\$ 2.00

CONT.

1	TITLE	2	3	4	5	**6
RMP	3100 COMPUTER SYSTEMS REF MANUAL	60108400	E	22	ARH	
RMP	3100/3150/3170/3200/3300/3500 COM- PUTER SYSTEMS MASTER/MSOS/RTS PERT/TIME VERSION 2 REF MANUAL	60131100	B	22	ARH	\$ 4.00
RMP	3100/3150/3170/3200/3300/3500 COM- PUTER SYSTEM MASTER/MSOS/RTS, PERT/COST VERSION 2 REF MANUAL	60132500	B	22	ARH	
RMP	6400/6500-A/B/C CENTRAL COMPUTERS CPU, PPU, CENTRAL MEMORY, CLOCK ECS COUPLER AND POWER DIAGRAMS	60146100	B	22	ARH	\$37.20
R	3104-A/B, 3114-A/B COMPUTER WIRE LIST {TERM} CE MANUAL	60152600	AB	22	ARH	
RO	6000/CYBER 70/CYBER 170 SMM REF MANUAL VOLUME 1-3	60160600	A	22	ARH	\$43.70
R	1738-A/B/C DISK DRIVE CONTROLLER CE MANUAL	60167700	U	22	LJL	
R	6640-A/B EXTENDED CORE STORAGE CON- TROLLER DIAGRAMS, CIRCUIT DESCRIPTION, MAINTENANCE PARTS LIST, CARD PLACEMENT AND WIRE LIST CE MANUAL	60186000	AN	22	ARH	
R	6400/6500-A/B/C CENTRAL COMPUTERS CHASSIS 8 CHASSIS TABS	60187700	W	22	ARH	
R	3104-C/3114-C COMPUTER WIRE LIST {TERM} CE MANUAL	60198000	N	22	ARH	
R	3500 COMPUTER SYSTEM REF MANUAL	60200300	E	22	ARH	
RMP	3447-B CARD READER CONTROLLER CE MAN	60212800	M	22	ARH	\$15.85
R	FJ411-A/B{6671} DATA SET CONTROLLER DIAGRAMS, CIRCUIT DESC., PARTS LIST, CARD PLACEMENT, EQUATION SUMMARY, WIRE LISTS CE MANUAL	60217400	Y	22	ARH	
R	FJ411-A/B{6671} DATA SET CONTROLLER MAINTENANCE, MAINTENANCE AIDS CE MANUAL	60251300	F	22	ARH	
R	SECTION 2 SITE PREPARATION AND IN- STALLATION INFO {SYSTEM DATA} 732-XX, 733-10, 791-X, 7077-1 AND 7X54/844 SITE PREP MANUAL	60277500	B	22	ARH	
R	AA103-A CENTRAL COMPUTER {6614-E} CHASSIS 9 CHASSIS/CABLE TABS CE MANUAL	60278400	S	22	ARH	
R	6000/7600/CYBER 70/CYBER 170 SERIES COMPUTER SYSTEMS MODIFY REF MANUAL	60281700	F	22	ARH	

CONT.

1	TITLE	2	3	4	5	**6
R	6000/7600/CYBER 70/CYBER 170 COM- PUTER SYSTEMS MODIFY INSTANT	60283000	C		ARH	
R	AA103-A CENTRAL COMPUTER {6614-E} CHASSIS 1 CHASSIS/CABLE TABS CE MANUAL	60285300	AE	22	ARH	
R	FA802-A {7601-1, 7638-1} DISK/DRUM CONTROLLER CE MANUAL	60287200	P	22	ARH	
R	FA416-B {3518-1/2/3} MAGNETIC TAPE CONTROLLER CE MANUAL	60289100	BH	22	ARH	
R	FJ427-A{6671-1} DATA SET CONTROLLER INSTALLATION/CHECKOUT, DIAGS., PARTS DATA, WIRE LISTS, EQUATION SUMMARY CE MANUAL	60294500	L	22	ARH	
R	6000/CYBER 70 MODELS 72, 73, 74 COM- PUTER SYSTEMS SCOPE INSTALLA- TION HANDBOOK VERSION 3.4.3	60307400	W	22	SVL	
R	AT154-A{10173-X} ADDITIONAL MEMORY ACCESS FOR 6613-A/B/C DIAGRAMS {EXCEPT CHASSIS 1, 3, 12} CE MANUAL	60319300	R	22	ARH	
R	6000/CYBER 70 MODELS 72, 73, 74 COM- PUTER SYSTEMS SCOPE OPERATORS GUIDE VERSION 3.4	60327300	G	22	SVL	
RO	6682-A SATELLITE COUPLER REF MANUAL	60334300	C	22	ARH	\$ 2.25
R	6000/7600/CYBER 170/CYBER 70 SERIES COMPUTER SYSTEMS UPDATE REF MANUAL	60342500	F	22	ARH	
RM	7600/CYBER 70 MODEL 76 COMPUTER SYSTEM SCOPE 2.1 REF MANUAL	60342600	J	22	ARH	\$ 7.50
R	6000/7000/CYBER 70 SERIES COMPUTER SYSTEM SCOPE 3.4 STATION, 7611.11 STATION OPERATORS REFERENCE MANUAL	60343800	E	22	SVL	
R	AT195-A{6500-A/B/C WITH ECS} ECS CAPABILITY FOR 6500-A/B/C CHASSIS 2, 3, 8 DIAGRAMS, WIRE LIST CE MANUALS	60344800	H	22	ARH	
R	AF104-A{ST.OP.10256-1} 3200 BUSINESS DATA PROCESSOR INTERFACE CE MANUAL	60347600	D	22	ARH	
R	AA115-A {72-XX, 73-XX} BASIC UNIFIED PROCESSOR CHASSIS 1, 3, 11 WIRE LIST CE MANUAL	60350200	S	22	ARH	
RMP	AA115-A{72-XX, 73-XX} BASIC UNIFIED PROCESSOR CHASSIS 2, 6 WIRE LIST CE MANUAL	60350300	W	22	ARH	\$38.65

CONT.

1	TITLE	2	3	4	5	**6
R	MODEL 72,73,74 INPUT/OUTPUT SPECIFICATIONS	60352500	F	22	ARH	
RMP	1700 COMPUTER SYSTEMS MSOS VERSION 4 REFERENCE MANUAL	60361500	E	22	LJL	
RMP	1700 COMPUTER SYSTEMS MSOS 4 MACRO ASSEMBLER REFERENCE MANUAL	60361900	C	22	LJL	
R	FV433-A, FV434-A, FV435-A, FV436-A DRUM AND DISPLAY LOGIC REF/CE MANUAL	60363300	M	22	ARH	
R	FA710-A/B/C/D {7054-1} DISK CONTROLLER CE MANUAL VOLUMES 1 AND 2	60364000	P	22	ARH	
R	FA710-A/B/CD {7054-1} DISK CONTROLLER CE MANUAL VOLUMES 1 AND 2	60364000	R	22	ARH	
R	DT209-C{7054-1/2} 6000 COUPLER REFERENCE/CE MANUAL	60364100	S	22	ARH	
R	AA115-A{72-XX, 73-XX} BASIC UNIFIED PROCESSOR CHASSIS 1,3,11 DIAGRAMS CE MANUAL	60369700	S	22	ARH	
R	AA117-A{74-XX} PARALLEL PROCESSOR CHASSIS 4,5,6,7,8 DIAGRAMS MANUAL	60370800	S	22	ARH	
R	AA117-A {74-XX} PARALLEL PROCESSOR CHASSIS 9 DIAGRAMS MANUAL	60370900	R	22	ARH	
R	AE116-D {74-2X} SECOND CENTRAL PROCESSOR CHASSIS 2 WIRE LIST CE MANUAL	60371000	K	22	ARH	
R	AT154-A{10173-X} ADDITIONAL MEMORY ACCESS FOR 6613-A/B/C CHASSIS 2 WIRE LIST CE MANUAL	60380800	H	22	ARH	
R	AT153-A{10173-4/5, 10174-2} ADDITIONAL CENTRAL MEMORY ACCESS FOR 6614-A/B/C COMPUTER SYSTEMS CHASSIS 5 WIRE LISTS CE MANUAL	60391900	E	22	ARH	
R0	7021-1/2, 7021-21/22, 7622-1/2, 66X-2/3/4 MAGNETIC TAPE SUBSYSTEM OPERATION AND PROGRAMMING MAN	60403900	E	22	ARH	
R	FA401-A/B{7021-1} 1X8 MAGNETIC TAPE CONTROLLER HARDWARE REF MANUAL	60404000	D	22	ARH	
R	FA401-A/B {7021-1} 1X8 MAGNETIC TAPE CONTROLLER CE MANUAL VOLUME 1	60404100	H	22	ARH	
R	FA719-A/B/C/D {7054-1/2} DISK STORAGE CONTROLLER CE MANUAL VOLUMES 1 AND 2	60405500	H	22	ARH	
R	FA719-A/B/C/D {7054-1/2} DISK STORAGE CONTROLLER CE MANUAL VOLUMES 1 AND 2	60405500	J	22	ARH	

CONT.

1	TITLE	2	3	4	5	**6
R0	6000/CYBER 70 MODELS 72,73,74 COM- PUTER SYSTEMS KRONOS 2.1 REFERENCE MAN VOLUME 1	60407000	D	22	ARH	\$ 6.75
R0	6000/CYBER 70 MODELS 72,73,74 COM- PUTER SYSTEMS KRONOS 2.1 INSTALLATION HANDBOOK	60407500	L	22	ARH	
R0	6000/CYBER 70 MODELS 72,73,74 COM- PUTER SYSTEMS KRONOS 2.1 TIME SHARING USERS REF MANUAL	60407600	D	22	ARH	
R0	6000/CYBER 70 MODELS 72,73,74 COM- PUTER SYSTEMS KRONOS 2.1 OPERATORS GUIDE	60407700	E	22	ARH	
R	6000/CYBER 70 MODELS 72,73,74/CYBER 170 MODELS 172,173,174,175 SERIES COMPUTER SYSTEMS TRANEX REFERENCE MANUAL	60407900	C	22	ARH	
R	6000/CYBER 70 MODELS 72,73,74/CYBER 170 MODELS 172,173,174,175 SERIES COMPUTER SYSTEMS TRANEX OPERATORS GUIDE ADDENDUM	60408000	C	22	ARH	
R	6000/CYBER 70 MODELS 72,73,74 SERIES COMPUTER SYSTEMS KRONOS 2.1 TEXT EDITOR REFERENCE MANUAL	60408200	C	22	ARH	
R	FJ440-A{6671-3} DATA SET CONTROLLER CE MANUAL VOLUME 1	60409200	D	22	ARH	
R	FA719-A/B/C/D {7054-1/2} DISK STORAGE CONTROLLER CE MANUAL {6000 COUPLER}	60416400	F	22	ARH	
R0	CYBER 175 COMPUTER SYSTEM HARDWARE REFERENCE MANUAL	60420000	B	22	ARH	
R	AT281-A{SP.OP.65102} AC105/3304 BUS PARTY CE MANUAL	60425000	D	22	ARH	
R0	7600/CYBER 70 MODELS 76 COMPUTER SYSTEMS SCOPE 2.1 INSTALLATION HANDBOOK	60426100	D	22	ARS	
R	FA103-A {7639-2} MASS STORAGE CON- TROLLER HARDWARE MAINTENANCE MANUAL	60427600	E	22	ARH	
R	FA722-A/B {7054-21/22/41/42} DISK STORAGE CONTROLLER HARDWARE MAINTENANCE MANUAL	60428500	H	22	ARH	
N	AA106-A {76-XXX} CENTRAL COMPUTER CHASSIS 10 WIRE LIST CE MANUAL	60434000	A	22	ARH	\$15.00
N	AA106-A {76-XXX} CENTRAL COMPUTER CHASSIS 11 WIRE LIST CE MANUAL	60434100	A	22	ARH	\$24.60
N	AA106-A {76-XXX} CENTRAL COMPUTER CHASSIS 13 WIRE LIST CE MANUAL	60434200	A	22	ARH	\$23.95

CONT.

1	TITLE	2	3	4	5	**6
N	AA106-A {76-XXX} CENTRAL COMPUTER CHASSIS 14 WIRE LIST CE MANUAL	60434300	A	22	ARH	\$20.00
N	AA106-A {76-XXX} CENTRAL COMPUTER CABLE WIRE LIST CE MANUAL	60434400	A	22	ARH	\$22.35
N	AA106-A {76-XXX} CENTRAL COMPUTER CHANNEL TABS, WIRE LISTS CE MANUAL	60434500	A	22	ARH	\$26.85
N	6000/CYBER 70/CYBER 170 COMPUTER SYSTEMS NOS 1.0 REF MANUAL	60435400	A	22	ARH	\$ 6.75
N	6000/CYBER 70/CYBER 170 COMPUTER SYSTEMS NOS 1.0 TIME-SHARING USERS REFERENCE MANUAL	60435500	A	22	ARH	\$ 3.25
N	6000/CYBER 70/CYBER 170 COMPUTER SYSTEMS NOS 1.0 OPERATORS GUIDE	60435600	A	22	ARH	\$ 5.50
N	6000/CYBER 70/CYBER 170 COMPUTER SYSTEMS NOS 1.0 INSTALLATION HANDBOOK	60435700	A	22	ARH	\$ 8.00
N	6000/CYBER 70/CYBER 170 COMPUTER SYSTEMS NOS 1.0 TERMINAL USERS INSTANT MANUAL	60435800	A		ARH	\$ 1.35
R	6000/CYBER 70/CYBER 170 COMPUTER SYSTEMS NOS 1.0 TEXT EDITOR REFERENCE MANUAL	60436100	B	22	ARH	
RO	CYBER 170 MODELS 172,173,174,175 COMPUTER SYSTEMS NOS 1.0 EXPORT/IMPORT REFERENCE MANUAL	60436200	B	22	ARS	\$ 3.00
R	6000/CYBER 70/CYBER 170 COMPUTER SYSTEMS ON-LINE MAINTENANCE SOFTWARE REF MANUAL KRONOS V2.1.X/NOS V1.0.0	60436600	B	22	ARH	
R	FA444-A/B {7021-21} MAG TAPE CONTROLLER HARDWARE MAINTENANCE MANUAL	60438500	B-E	22	ARH	
R	6640-D ECS CONTROLLER HARDWARE MAINTENANCE MANUAL	60440500	D	22	ARH	
N	6683-D SATELLITE COUPLER CHASSIS GEN DESC., OPER., INSTALLATION AND CHECKOUT, THEORY OF OPER., DIAGS., PARTS DATA APPENDIX CHASSIS/CABLE TABS HARDWARE MAINTENANCE MANUAL	60440900	A	22	ARH	\$21.45
R	6000/CYBER 70 MODELS 72,73,74 COMPUTER SYSTEMS AUTOMATED INTEGRATED DESIGN SYSTEM SEMI-AUTOMATIC ARTWORK GENERATION {SAAG} USERS GUIDE	60441000	B	22	ARH	

CONT.

1	TITLE	2	3	4	5	**6
N	6000/CYBER 70/CYBER 170 COMPUTER SYSTEMS NOS 1.0 REF MANUAL	60445300	A	22	ARH	\$ 5.75
N	6000/CYBER 70 MODELS 72,73,74 COMPUTER SYSTEMS KRONOS 2.1 REFERENCE MANUAL VOLUME 2	60448200	D	22	ARH	\$ 6.00
N	6000/CYBER 70 MODELS 72,73,74 COMPUTER SYSTEMS SCED USER GUIDE FOR INTERCOM 4 MULTI-USER JOB CAPABILITY	60492500	A	3	SVL	\$ 1.00
N	6000/CYBER 70 MODELS 72,73,74 COMPUTER SYSTEMS SCED USER GUIDE FOR INTERCOM 4 MULTI-USER JOB CAPABILITY	60493200	A	3	SVL	\$ 1.00
N	MP17-IGH508-A} OPERATORS CONTROL PANEL CE MANUAL	62967200	A	22	LJL	\$ 4.75
RMP	33301/33302 SUBSYSTEM ON-LINE DIAGNOSTICS {COLDS MANUAL}	70602900	E	22	NRM	
R	BR2A8 DISK STORAGE UNIT DIAGRAMS AND WIRE LISTS CE MANUAL	70622300	N	22	NRM	
R	BR2A7 DISK STORAGE UNIT PARTS DATA CE MANUAL	70622500	N	22	NRM	
RO	BR304 DISK STORAGE UNIT PARTS DATA CE MANUAL	70628100	D	22	NRM	\$ 6.45
R	BR304 DISK STORAGE UNIT PARTS DATA CE MANUAL	70628100	E	22	NRM	
R	BR3B4 DISK STORAGE UNIT MAINTENANCE MANUAL	70628200	M	3	NRM	
R	BR3B4 DISK STORAGE UNIT REFERENCE MANUAL	70628300	D	3	NRM	
N	9754 {BR3B4} DISK STORAGE UNIT REFERENCE CE MANUAL	70628300	C	3	NRM	\$ 8.60
R	BR3B4 DISK STORAGE UNIT PARTS DATA CE MANUAL	70628400	H	3	NRM	
R	BR303 DISK STORAGE UNIT INSTALLATION CHECKOUT, PREVENTIVE/CORRECTIVE MAINTENANCE, DIAGRAMS, WIRE LISTS CE MANUAL	70629600	J	22	NRM	
R	BR303 DISK STORAGE UNIT PARTS DATA CE MANUAL	70629700	K	22	NRM	
R	BR3B5 DISK STORAGE UNIT PARTS DATA MANUAL	70630500	G	3	NRM	
R	BJ5XX STORAGE MODULE DRIVE MAINT. MANUAL	70630900	L	3	NRM	
R	BJ5XX STORAGE MODULE DRIVE PARTS DATA CE MANUAL	70631100	M	3	NRM	



CONT.

1	TITLE	2	3	4	5	**6
R	BR2B2/3 DISK STORAGE UNIT PARTS DATA CE MANUAL	70631500	H	22	NRM	
N	CYBER 1000 (DU125/126-A, FA717/718-A) DISK STORAGE DRIVE ACCESS CON- TROLLER CABINET HARDWARE MAINT MANUAL	74675600	A	22	STA	\$17.25
N	33301 DISK MEMORY SUBSYSTEM SITE PLANNING KIT	75406000	A		PLY	\$ 2.70
R	6000/7600/CYBER 70/CYBER 170 COM- PUTER SYSTEMS APEX III REF MANUAL	76070000	B	3	CYB	
R	TOTAL - CDC REFERENCE MANUAL	76070300	A	3	CYB	
N	6000/7600/CYBER 70 COMPUTER SYSTEMS KRONOS 2.1, SCOPE 2.1, 3.4 APPLICATION INSTALLATION HANDBOOK	76071100	A	3	CYB	\$ 5.10
R	6000/7600/CYBER 70/CYBER 170 COM- PUTER SYSTEMS KRONOS 2.1, SCOPE 2.1, 3.4, NOS 1.0 APPLICATION INSTALLATION HANDBOOK	76071100	B	22	CYB	
N	200 USER TERMINAL OPERATORS GUIDE	76072400	A	3	CYB	\$ 1.00
N	TECHNOTEC: TECHNOLOGY EXCHANGE SERVICE SUBSCRIBER APPLICATION INSTRUCTION MANUAL	76072900		3	CYB	\$ 2.50
N	COMPACT II PROJECT CONTROL SYSTEM USER INFORMATION MANUAL	76073000	A	3	CYB	\$ 3.75
N	SYSTEM 2000 LEVEL 2 A MULTI-PURPOSE DATA MANAGEMENT SYSTEM GENERAL INFORMATION MANUAL	76074100		3	CYB	\$ 1.00
N	SYSTEM 2000 LEVEL 2 A MULTI-PURPOSE DATA MANAGEMENT SYSTEM CDC MACHINE DEPENDENT INFORMATION SUPPLEMENT	76074200		3	CYB	\$ 1.50
N	SYSTEM 2000 LEVEL 2 A MULTI-PURPOSE DATA MANAGEMENT SYSTEM COBOL PROCEDURAL LANGUAGE SUPPLEMENT	76074500		3	CYB	\$ 2.00
N	INTRODUCTION TO CYBER 70 KRONOS AN INDIVIDUALIZED COURSE STUDENT MANUAL UNIT 1	76360098		3	CDI	\$19.15
N	KRONOS OPERATOR CONTROL AN INDIVID- UALIZED COURSE STUDENT MANUAL UNIT 2	76360099		3	CDI	\$18.20
N	KRONOS FAILURE ANALYSIS AN INDIVID- UALIZED COURSE STUDENT MANUAL UNIT 3	76360100		3	CDI	\$12.45

CONT.

1	TITLE	2	3	4	5	**6
RO	33302 DISK MEMORY SUBSYSTEM TROUBLE- SHOOTING MANUAL	83301700	A	22	NRM	\$15.00
R	FA721 STORAGE CONTROL PREVENTIVE/ CORRECTIVE MAINTENANCE, WIRE LIST CE MANUAL VOLUME 2	83301900	F,G	22	NRM	
R	FA721 STORAGE CONTROL DIAGRAMS VOLUME 2 CE MANUAL	83302000	P,R S,T, U,V	22	NRM	
RO	FA721 STORAGE CONTROL EIGHT VOLUME CAU VOLUME CAU FUNCTIONAL MICROPROGRAM CE MANUAL	83302100	F	22	NRM	\$20.00
R	BR5A5 DISK STORAGE UNIT DIAGRAMS, MAINTENANCE AIDS, WIRE LISTS CE MANUAL	83302400	D	22	NRM	
R	BR5A5 DISK STORAGE DRIVE PARTS DATA CE MANUAL	83302500	F	3	NRM	
R	FA721 STORAGE CONTROL PARTS DATA CE MANUAL	83306000	G	22	NRM	
R	FA721 STORAGE CONTROL PARTS DATA CE MANUAL	83306000	H	22	NRM	
RMP	BR3C2-A DISK STORAGE UNIT MAINT MAN	83306700	D	3	NRM	\$16.05
N	BR3C2-A DISK STORAGE UNIT PARTS DATA MANUAL	83306900	D	3	NRM	\$ 6.45
R	BJ7XX STORAGE MODULE DRIVE MAINT MANUAL	83308400	B	3	NRM	
R	BJ7XX STORAGE MODULE DRIVE PARTS DATA CE MANUAL	83308600	B	3	NRM	
R	BR306/7 DISK STORAGE UNIT REF MAN	83308800	C	22	NRM	
R	BR306/7 DISK STORAGE UNIT PARTS DATA CE MANUAL	83308900	D	22	NRM	
N	BR3C4 DISK STORAGE UNIT MAINTENANCE MANUAL	83309000	C	3	NRM	\$18.75
N	BR3C4 DISK STORAGE UNIT REF MANUAL	83309100	B	22	NRM	\$20.40
N	BR3C4 DISK STORAGE UNIT PARTS DATA MANUAL	83309200	B	3	NRM	\$ 5.15
R	BR3C6 DISK STORAGE UNIT MAINTENANCE CE MANUAL	83309300	D	3	NRM	
R	BR3C6 DISK STORAGE UNIT REF MANUAL	83309400	C	3	NRM	
R	BR3C6 DISK STORAGE UNIT PARTS DATA	83309500	D	3	NRM	
N	FA725-A/B STORAGE CONTROL UNIT GEN. DESC., OPERATION, THEORY OF OPERATION, HARDWARE REF MANUAL	83309600	A	22	NRM	\$18.10
N	FA725-A/B STORAGE CONTROL UNIT HARD- WARE MAINTENANCE MANUAL VOL 1 of 3	83309700	A	3	NRM	\$15.90

CONT.

1	TITLE	2	3	4	5	**6
N	38440 DISK STORAGE SUBSYSTEM HARDWARE AND SOFTWARE COPONENTS SUB-SYSTEM REFERENCE MANUAL	83310100	A	3	NRM	⋄ 3.35
N	38440 DISK STORAGE SUBSYSTEM MICRO-DIAGNOSTICS MANUAL VOLUME 2	83310200	A	22	NRM	⋄35.00
N	38440 DISK STORAGE SUBSYSTEM TROUBLE SHOOTING MANUAL	83310300	A	22	NRM	⋄31.20
R	B16XX STORAGE MODULE DRIVE MAINT MANUAL	83310800	D	3	NRM	
N	B16XX STORAGE MODULE DRIVE PARTS DATA MANUAL	83311000	G	3	NRM	⋄ 5.50
RO	FA721 STORAGE CONTROL IN-LINE DIAGNOSTICS MICROPROGRAM CE MAN	83312000	F	22	NRM	⋄38.85
N	38440 DISK STORAGE SUBSYSTEM SITE PLANNING KIT	83312200	A	22	NRM	⋄ 3.65
R	BR3D4 DISK STORAGE UNIT MAINTENANCE MANUAL	83313100	B	3	NRM	
R	BR3D4 DISK STORAGE UNIT REF MANUAL	83313200	B	3	NRM	
R	BR3D4 DISK STORAGE UNIT PARTS LIST	83303300	B	3	NRM	
R	BR5A6 DISK STORAGE UNIT MAINTENANCE MANUAL	83313400	C	22	NRM	
R	BR5A6 DISK STORAGE UNIT PARTS DATA MANUAL	83313600	B	22	NRM	
R	BR306/7-D/E DISK STORAGE UNIT PREVENTIVE/CORRECTIVE MAINTENANCE DIAGRAMS, WIRE LISTS CE MANUAL	83314000	B	22	NRM	
N	FA721 STORAGE CONTROL 32 VOLUME FUNCTIONAL MICROPROGRAM CE MAN	83314400	A	22	NRM	⋄21.85
R	FA721 STORAGE CONTROL 32 VOLUME FUNCTIONAL MICROPROGRAM CE MAN	83314400	B	22	NRM	
N	BR310/311 DISK STORAGE UNIT PREVENTIVE/CORRECTIVE MAINTENANCE DIAGRAMS & WIRE LIST CE MANUAL	83314600	A	22	NRM	⋄21.80
N	BR310/311 DISK STORAGE UNIT GEN. DESC., OPERATION, THEORY OF OPERATION, KEY TO LOGIC, INTEGRATED CIRCUITS PACKAGE CONFIGURATIONS, DISCRETE COMPONENT CIRCUITS CE MANUAL	83314700	A	22	NRM	⋄23.90
N	FA203 CONTROLLER MAINTENANCE VOL 1	83315900	A	22	NRM	⋄ 4.75
N	FA203 CONTROLLER MAINTENANCE VOL 2	83316000	A	34	NRM	⋄12.00
N	38440 DISK STORAGE SUBSYSTEMS ROUTINE DESCRIPTIONS AND FLOWCHARTS VOLUME 1 MICRO-DIAGNOSTICS MANUAL	83317700	A	3	NRM	⋄18.20

CONT.

1	TITLE	2	3	4	5	**6
R	CYBERNET/KRONOS PROCEDURE FILES REFERENCE MANUAL	84001000	B	3	CYB	
RO RMP	DISSPLA BEGINNERS USER INFO MANUAL	84001200	B	3	CYB	\$ 1.00
	CYBERNET/KRONOS 2.1 TIME-SHARING TUTORIAL	86615800	D	3	CYB	
N	512 REFURBISHMENT PROCEDURES	86800200	A	3	HQN	\$ 7.80
N	1737-1 DOCUMENT READER CONTROLLER HARDWARE MAINTENANCE MANUAL	87971200	A	22	ROK	\$20.60
N	1700 COMPUTER SYSTEM RCOS VERSION 2 ORDERING BULLETIN	88836400	A	22	LJL	\$ 1.50
N	1700 COMPUTER SYSTEMS RCOS VERSION 2 INSTALLATION HANDBOOK	88948600	A	22	LJL	\$ 5.75
N	1700 COMPUTER SYSTEMS RCOS 2 G.I.M.	88948700	A	22	LJL	\$ 1.00
N	1700 COMPUTER SYSTEM INSTANT TIME- SHARE 2.0	88964100	A		LJL	\$ 2.50
N	1700 COMPUTER SYSTEM TIMESHARE 2.0 G.I.M.	88964200	A	22	LJL	\$ 1.00
N	EL101/2-A COMPUTER INTERFACE UNIT {EXPANDER HARDWARE REF/CE MAN	88980100	C	22	LJL	\$12.70
R	FA442 MAGNETIC TAPE CONTROLLER CE MANUAL	89637700	03	22	LJL	
R	1733-2 CARTRIDGE DISK DRIVE CONTROL- LER REFERENCE MANUAL	89638000	04	22	LJL	
R	FA716 CARTRIDGE DISK CONTROLLER CE MANUAL	89638100	03	22	LJL	
R	FA446-A MTT{LCTT} CE MANUAL	89769500	02	22	LJL	
N	CJ122 MODS.G01 AND H01 PAGE AND DOCUMENT READER PARTS DATA	91622100	A	22	ROK	\$17.00
R	CW195 OCR-B PLUGGABLE FONT OPTION GENERAL DESCRIPTION, INSTALLA- TION AND CHECKOUT, DIAGRAMS HARDWARE REF/CE MANUAL	91662900	B	22	ROK	
N	1700 COMPUTER SYSTEMS MSOS 4.2 RELEASE BULLETIN	96719200	A	22	LJL	\$ 1.00
R	AF104-B {ST.OP.10256-2} 3100 BDP INTERFACT OPT. CE MANUAL	97401900	B	22	ARH	
R	AF107-A {ST.OP.10287-4} 3100 EN- HANCED BLOCK CONTROL AND BDP INTERFACE CE MANUAL	97402300	D	22	ARH	
R	AF104-A/AT146-A OR AF105-A/AT165-A 3200 ENHANCED BLOCK CONTROL MODIFICATION {OPTION 10287} AND BUSINESS DATA PROCESSOR INTERFACE {OPTION 10256} CE MAN	97402700	C	22	ARH	

CONT.

1	TITLE	2	3	4	5	** 6
* R0	CYBER 70 MODEL 76 - DATA SHEET	20033200	A	-	ADV	
* R0	CYBERNET: SYSCAP II - DATA SHEET	20057200	C	-	ADV	
* R0	CYBERNET: APPLICATIONS OVERVIEW - BROCHURE	20075500	C	-	ADV	
* R0	33145 100 & 200 MONOLITHIC MAIN MEMORY - DATA SHEET	20086500	B	-	ADV	
* R0	959 OCR PAGE & DOCUMENT READER DATA SHEET	20091500	B	-	ADV	
* R0	DISSPLA - COMP GRAPHICS SYSTEM - DATA SHEET	20098700	B	-	ADV	
* R0	9427H CARTRIDGE DISK DRIVES - BROCHURE	20106000	A	-	ADV	
* R0	CYBERDATA KEY ENTRY SYSTEM - DATA SHEET	20108800	A	-	ADV	
* N	AN EXECUTIVE SUMMARY - BROCHURE	20117200	-	-	ADV	
* N	LOW-COST GRAPHICS TERMINAL - DATA SHEET	20118500	-	-	ADV	
* N	DMS 170 DATA MANAGEMENT - BROCHURE	20119500	-	-	ADV	
* N	DATA-SET APPROACH TO ON-LINE MASS STORAGE - BROCHURE	20119600	-	-	ADV	
* N	MASS STORAGE FACILITY - DATA SHEET	20119700	-	-	ADV	
* R0	CYBERNET: IFMS - DATA SHEET	20120400	-	-	ADV	
* N	9846 DISK CARTRIDGE - DATA SHEET	20120600	-	-	ADV	
* N	9847/9848 DISK CARTRIDGES - DATA SHEET	20120700	-	-	ADV	
* N	9849 DISK PACK - DATA SHEET	20120800	-	-	ADV	
* N	9869/9873 DISK PACKS - DATA SHEET	20120900	-	-	ADV	
* N	9879 DISK PACK - DATA SHEET	20121000	-	-	ADV	
* N	9883-61 DISK PACK - DATA SHEET	20121100	-	-	ADV	
* N	9876/9877 DISK PACKS - DATA SHEET	20121200	-	-	ADV	
* N	9878 FLEXIBLE DISK CARTRIDGE - DATA SHEET	20121300	-	-	ADV	
* N	9882 DISK PACK - DATA SHEET	20121400	-	-	ADV	
* N	9876/9877 CE PACKS - DATA SHEET	20121900	-	-	ADV	
* N	9883-53 CE PACK - DATA SHEET	20122100	-	-	ADV	
* R0	CYBERNET: CC-TEGASE - DATA SHEET	20122400	-	-	ADV	
* N	IFMS BROCHURE	20123000	-	-	ADV	
* N	979-1 READER/SORTER - DATA SHEET	20123100	-	-	ADV	
* N	970-480 KEY ENTRY STATION - DATA SHEET	20123500	-	-	ADV	
* N	970-32 KEY ENTRY STATION - DATA SHEET	20123600	-	-	ADV	
* R0	970 DATA ENTRY SYS CONT-DATA SHEET	20123700	-	-	ADV	
* N	33145 - 300 & 400 MONO MAIN MEMORY DATA SHEET	20123800	-	-	ADV	

CONT.

1	TITLE	2	3	4	5	**6
*N	92650 OCR PAGE READER - DATA SHEET	20123900	-	-	ADV	
*N	92450 TERMINAL SUBSYSTEM - BROCHURE	20124100	-	-	ADV	
*N	979 R/S BANK-ENTRY APPLICATION - DATA SHEET	20124200	-	-	ADV	
*N	979 BANK ENTRY SUBSYSTEM - BROCHURE	20124300	-	-	ADV	
*N	10336-1 REAL-TIME CLOCK - DATA SHEET	20125300	-	-	ADV	
*N	1781-1 HARDWARE FLOATING - POINT UNIT - DATA SHEET	20125400	-	-	ADV	
*N	1725-1 CARD PUNCH & CONTROLLER - DATA SHEET	20125500	-	-	ADV	
*N	1720-1 PAPER TAPE READ/PUNCH CONTROL DATA SHEET	20125600	-	-	ADV	
*N	INTRODUCTION TO MASS STORAGE SYSTEM BROCHURE	20125700	-	-	ADV	
*N	9764 & 9766 STORAGE MODULE DRIVES - DATA SHEET	20125800	-	-	ADV	
*N	TOTAL SERVICES: UTILITIES & NUCLEAR INDUSTRIES - BROCHURE	20125900	-	-	ADV	
*N	9770-B2 DATA MODULE DRIVE - DATA SHEET	20126000	-	-	ADV	
*N	9778 DATA MODULES - DATA SHEET	20126100	-	-	ADV	
*N	890 DATA MODULES - DATA SHEET	20126400	-	-	ADV	
*N	CYBERNET: SDRG INTEGRATED MECH DESIGN LIBRARY - DATA SHEET	20126700	-	-	ADV	
*N	1975 1ST QUARTER REPORT -	20126800	-	-	ADV	
*N	970-21 CYBERDATA BSCC - DATA SHEET	20127100	-	-	ADV	
*N	970-25/26 CYBERTDATA - DATA SHEET	20127200	-	-	ADV	
*N	1974 TEN YEAR FINANCIAL HISTORY - BROCHURE	20127400	-	-	ADV	
*N	CYBERNET: TECHNTEC TECH EXC SERV DATA SHEET	20127900	-	-	ADV	
*N	CYBERNET: TOTAL-DATA BASE MGMT SYSTEM - DATA SHEET	20128100	-	-	ADV	
<u>EXTERNAL PRICE CHANGES ONLY</u>						
	FUNDAMENTAL COMPUTER CONCEPTS BY DR. R. E. SMITH	22008200				⊥ 8.15
	3266-B COMM TERMINAL CONTROLLER REFERENCE MANUAL	36828100				⊥ 3.70
	6676-A TTY MULTIPLEXER CE MANUAL	38708400				⊥23.65
	1700 COMPUTER SYSTEMS MSOS 4 MS FORTRAN VERSION 3 A/B G.I.M.	39519900				⊥ 2.00
	350 PAPER TAPE READER REFERENCE MANUAL MOD C-G	40801200				⊥ 6.30

CONT.

1	TITLE	2	3	4	5	**6
	CF504 {430} CARD READER/PUNCH REF/ CE MANUAL {EXCEPT PARTS LIST}	40864000				\$20.25
	370 PAPER TAPE READER DIAGRAMS, C/P, W/L MODS A01-B01 AND ABOVE	40864900				\$ 1.65
	854 DISK STORAGE DRIVE MAINT. MAN MOD A12, B12, AND ABOVE	41245800				\$11.00
	DJ113-A/B {358-2} TRANSCEIVER CE MANUAL {INCLUDES PMI/PMP}	41606300				\$10.20
	160-A COMPUTER REFERENCE MANUAL	60014500				\$ 5.30
	3100/3170/3200/3300/3500 COMPUTER SYSTEMS MSOS OPERATORS GUIDE	60176100				\$ 3.50
	6673/6674 DATA SET CONTROLLER CARD PLACEMENT, EQUATION SUMMARY CE MANUAL	60201500				\$24.00
	FE107-A {1726-1} CARD READER CON- TROLLER CE MANUAL	60232000				\$19.40
	6000 INTRODUCTION AND PERIPHERAL PROCESSOR TRAINING MANUAL	60250400				\$ 7.90
	3200 TRAINING MANUAL VOL 1, 2ND EDITION	60257700				\$15.95
	160-A TRAINING WORKBOOK	60273400				\$21.00
	MATH SCIENCE LIBRARY G.I.M.	60328900				\$ 2.25
	INTERCOM INTERACTIVE PROCEDURE GUIDE	60385600				\$ 2.85
	FA721 STORAGE CONTROL STANDARD DIAG-	83312100				\$13.90
	EXPORT/IMPORT 200 SOFTWARE COMMUNI- CATIONS SYSTEM TERMINAL USER GUIDE	86606100				\$ 3.30
	AB107/108 {SYSTEM17} COMPUTER EXECUTION CHARTS	89723800				\$ 5.85

This listing shows changes to RVL0PS publications which have taken place since the issuing of the July 1975 Catalog. The publications ARE NOT stocked at LDS.

REVISED MANUALS BY REVISION PACKET

<u>NAME</u>	<u>TITLE</u>	<u>PUBLICATION NUMBER</u>	<u>REVISION</u>
CC545-C/D	Console Ref/CE Mnl	62952600	B
Digigraphic	Digigraphic IV Console (CC104-A/B/C/D/E) Vol 2 Pt 1	82165100	C
QSE 12328	Consolidated Freight Modem Strapping, Instr Mnl	62973100	C
Digigraphic	Digigraphic IV Console (CC104-A/B/C/D/E) Vol 3	82165200	D
62067700	Display Logic Module, RC Maint Mnl	62122600	B

REVISED MANUALS BY REVISED REPRINT

Amtrack	Remote Terminal Subsystem, Ref Mnl	82182400	A
CC542-A/B/C/D	Keyboard Display, On-Site Maint Mnl	82176200	D
713-10	Conversational Display Terminal, On-Site Maint Mnl	62048500	B
62076200	Display Logic Module RC Maint Mnl	62057300	C
90283100	Printer/Keyboard Interface Adapter Logic Card		
	Logic Card Sets RC/CE Mnl	82185700	B

NEW MANUALS

90412500	Random-Access Extended Memory Hdw Maint Mnl	62961900	A
90421700	Bulk Power Supply Card Hdw Maint Mnl	62961600	A



OBSOLETE PUBLICATIONS

This section lists publications which have become obsolete since the July 1975 Catalog. The publications which replace the obsolete items are also shown and if no manual replaces an obsoleted item, the replacement is listed as "none".

<u>TITLE</u>	<u>PUB. NO.</u>	<u>REPLACEMENT</u>
PERSPECTIVE 74	20108000	NONE
6000/CYBER 70 MODELS 72,73, 74 COMP SYST PERT/TIME G.I.M.	60133300	NONE
ELECTRONICS REVIEW STUDENT MANUAL	60380100	NONE
33301 SITE PLANNING KIT	83301400	75406000
FINITE ELEMENT LEARNERS GUIDE	86616600	NONE

