

VOLUME 003 MACHINE 3705- -0015984 MODEL E08 SYSTEM 0004XBW MODE

BOX SHIP 82/12/30

LOGIC TYPE -0- SYSTEMS DIAGRAMS

PAGE NUM	SH	TITLE	PART NUM	EC NUM	FEATURE B/M OR B/MS
DB101		CCU BASIC ALD'S E-H	0001750209	315053	.W. 0001750039
DF002		CCU BASIC ALD'S E-H	0001757974	315053	.W. 0001750039
DF003		CCU BASIC ALD'S E-H	0005997679	309545	.W. 0001750039
DF008		CCU BASIC ALD'S E-H	0005997680	309545	.W. 0001750039
DF009		CCU BASIC ALD'S E-H	0005997681	309545	.W. 0001750039
DF971*		CCU BASIC ALD'S E-H	0001750210	315053	.W. 0001750039
DF974*		CCU BASIC ALD'S E-H	0001750211	315053	.W. 0001750039
DF975*		CCU BASIC ALD'S E-H	0001750212	315053	.W. 0001750039
DF976*		CCU BASIC ALD'S E-H	0001750213	315053	.W. 0001750039
DF977*		CCU BASIC ALD'S E-H	0001750214	315053	.W. 0001750039
DG002		CCU BASIC ALD'S E-H	0001757975	315053	.W. 0001750039
DG003		CCU BASIC ALD'S E-H	0005997688	314419	.W. 0001750039
DG008		CCU BASIC ALD'S E-H	0005997689	309545	.W. 0001750039
DG009		CCU BASIC ALD'S E-H	0005997690	309545	.W. 0001750039
DG971*		CCU BASIC ALD'S E-H	0001750215	315053	.W. 0001750039
DG974*		CCU BASIC ALD'S E-H	0001750216	315053	.W. 0001750039
DG975*		CCU BASIC ALD'S E-H	0001750217	315053	.W. 0001750039
DG976*		CCU BASIC ALD'S E-H	0001750218	315053	.W. 0001750039
DG977*		CCU BASIC ALD'S E-H	0001750219	315053	.W. 0001750039
DH002		CCU BASIC ALD'S E-H	0001757976	315053	.W. 0001750039
DH003		CCU BASIC ALD'S E-H	0005997697	309545	.W. 0001750039
DH008		CCU BASIC ALD'S E-H	0005997698	309545	.W. 0001750039
DH009		CCU BASIC ALD'S E-H	0005997699	309545	.W. 0001750039
DH010		CCU BASIC ALD'S E-H	0005997700	309545	.W. 0001750039
DH011*		CCU BASIC ALD'S E-H	0001750220	314419	.W. 0001750039
DH014*		CCU BASIC ALD'S E-H	0001750221	315053	.W. 0001750039
DH015*		CCU BASIC ALD'S E-H	0001750222	315053	.W. 0001750039
DH016		CCU BASIC ALD'S E-H	0005997704	309545	.W. 0001750039
DH017		CCU BASIC ALD'S E-H	0005997705	309545	.W. 0001750039
DJ002		CCU BASIC ALD'S E-H	0001757977	315053	.W. 0001750039
DJ003		CCU BASIC ALD'S E-H	0005997707	309545	.W. 0001750039
DJ008		CCU BASIC ALD'S E-H	0005997708	309545	.W. 0001750039
DJ009		CCU BASIC ALD'S E-H	0005997709	309545	.W. 0001750039
DJ010		CCU BASIC ALD'S E-H	0005997710	309545	.W. 0001750039
DJ011*		CCU BASIC ALD'S E-H	0001750223	315053	.W. 0001750039
DJ014*		CCU BASIC ALD'S E-H	0001750224	315053	.W. 0001750039
DJ015*		CCU BASIC ALD'S E-H	0001750225	315053	.W. 0001750039
DJ016		CCU BASIC ALD'S E-H	0005997714	310268	.W. 0001750039
DJ017		CCU BASIC ALD'S E-H	0005997715	309545	.W. 0001750039
DK002		CCU BASIC ALD'S E-H	0001757978	315053	.W. 0001750039
DK003		CCU BASIC ALD'S E-H	0005997717	310268	.W. 0001750039
DK008		CCU BASIC ALD'S E-H	0005997718	309545	.W. 0001750039

VOLUME 003 MACHINE 3705- -0015984 MODEL E08 SYSTEM 0004XBW MODE

BOX SHIP 82/12/30

LOGIC TYPE -0- SYSTEMS DIAGRAMS

PAGE NUM	SH	TITLE	PART NUM	EC NUM	FEATURE B/M OR B/MS
DK009		CCU BASIC ALD'S E-H	0005997719	309545	.W. 0001750039
DK971*		CCU BASIC ALD'S E-H	0001750226	315053	.W. 0001750039
DK974*		CCU BASIC ALD'S E-H	0001750227	315053	.W. 0001750039
DK975*		CCU BASIC ALD'S E-H	0001750228	315053	.W. 0001750039
DK976*		CCU BASIC ALD'S E-H	0001750229	315053	.W. 0001750039
DK977		CCU BASIC ALD'S E-H	0005997724	309545	.W. 0001750039
DL001*		CCU BASIC ALD'S E-H	0001750230	315053	.W. 0001750039
DL002		CCU BASIC ALD'S E-H	0001757979	315053	.W. 0001750039
DL003		CCU BASIC ALD'S E-H	0005997727	309545	.W. 0001750039
DL004		CCU BASIC ALD'S E-H	0001750231	315053	.W. 0001750039
DL005*		CCU BASIC ALD'S E-H	0001750232	315053	.W. 0001750039
DL006		CCU BASIC ALD'S E-H	0005997730	309545	.W. 0001750039
DL007		CCU BASIC ALD'S E-H	0005997731	309545	.W. 0001750039
DL008		CCU BASIC ALD'S E-H	0005997732	309545	.W. 0001750039
DL009		CCU BASIC ALD'S E-H	0005997733	309545	.W. 0001750039
DL010		CCU BASIC ALD'S E-H	0005997734	309545	.W. 0001750039
DM001*		CCU BASIC ALD'S E-H	0001750233	315053	.W. 0001750039
DM002		CCU BASIC ALD'S E-H	0001757980	315053	.W. 0001750039
DM003*		CCU BASIC ALD'S E-H	0001750234	315053	.W. 0001750039
DM004		CCU BASIC ALD'S E-H	0001750235	315053	.W. 0001750039
DM005*		CCU BASIC ALD'S E-H	0001750236	315053	.W. 0001750039
DM006		CCU BASIC ALD'S E-H	0005997740	310268	.W. 0001750039
DM007		CCU BASIC ALD'S E-H	0005997741	309545	.W. 0001750039
DM008		CCU BASIC ALD'S E-H	0005997742	309545	.W. 0001750039
DM009		CCU BASIC ALD'S E-H	0005997743	309545	.W. 0001750039
DM010		CCU BASIC ALD'S E-H	0005997744	309545	.W. 0001750039
DN001*		CCU BASIC ALD'S E-H	0001750237	315053	.W. 0001750039
DN002*		CCU BASIC ALD'S E-H	0001750238	315053	.W. 0001750039
DN003*		CCU BASIC ALD'S E-H	0001750239	315053	.W. 0001750039
DN004*		CCU BASIC ALD'S E-H	0001750240	315053	.W. 0001750039
DN005		CCU BASIC ALD'S E-H	0001750241	315053	.W. 0001750039
DP991*		CCU BASIC ALD'S E-H	0001750242	315053	.W. 0001750039
DP992*		CCU BASIC ALD'S E-H	0001750243	315053	.W. 0001750039
DP993*		CCU BASIC ALD'S E-H	0001750244	315053	.W. 0001750039
DP994*		CCU BASIC ALD'S E-H	0001750245	315053	.W. 0001750039
DQ001*		CCU BASIC ALD'S E-H	0001750246	315053	.W. 0001750039
DQ002*		CCU BASIC ALD'S E-H	0001750247	315053	.W. 0001750039
DQ003*		CCU BASIC ALD'S E-H	0001750248	315053	.W. 0001750039
DQ004		CCU BASIC ALD'S E-H	0001750249	315053	.W. 0001750039
DR991*		CCU BASIC ALD'S E-H	0001750250	315053	.W. 0001750039
DR992*		CCU BASIC ALD'S E-H	0001750251	315053	.W. 0001750039
DR993*		CCU BASIC ALD'S E-H	0001750252	315053	.W. 0001750039

VOLUME 003 MACHINE 3705- -0015984 MODEL E08 SYSTEM 0004XBW MODE

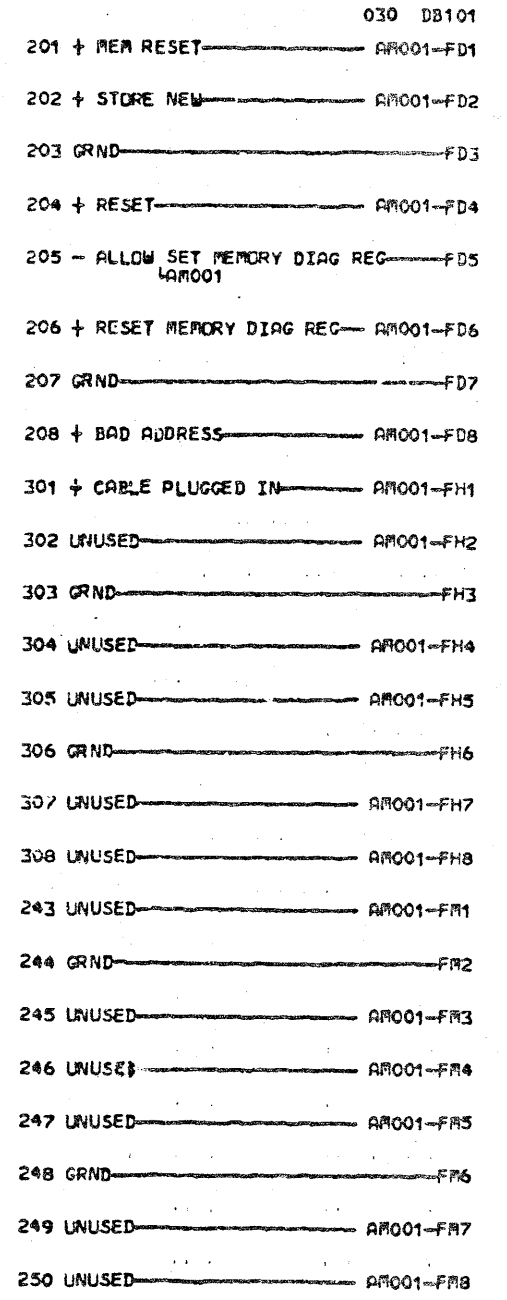
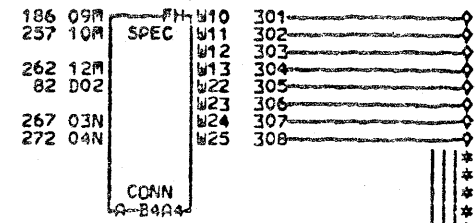
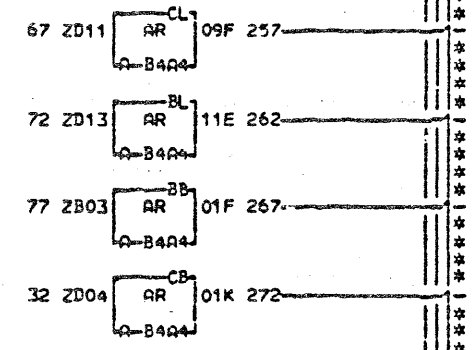
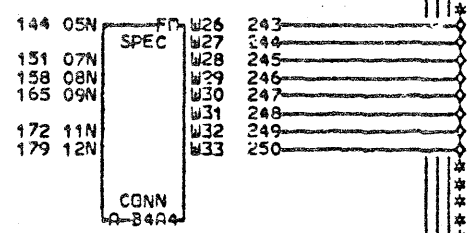
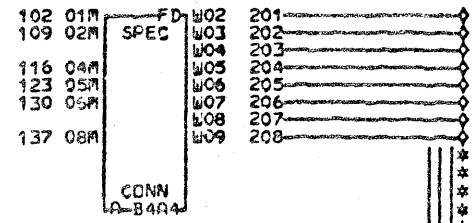
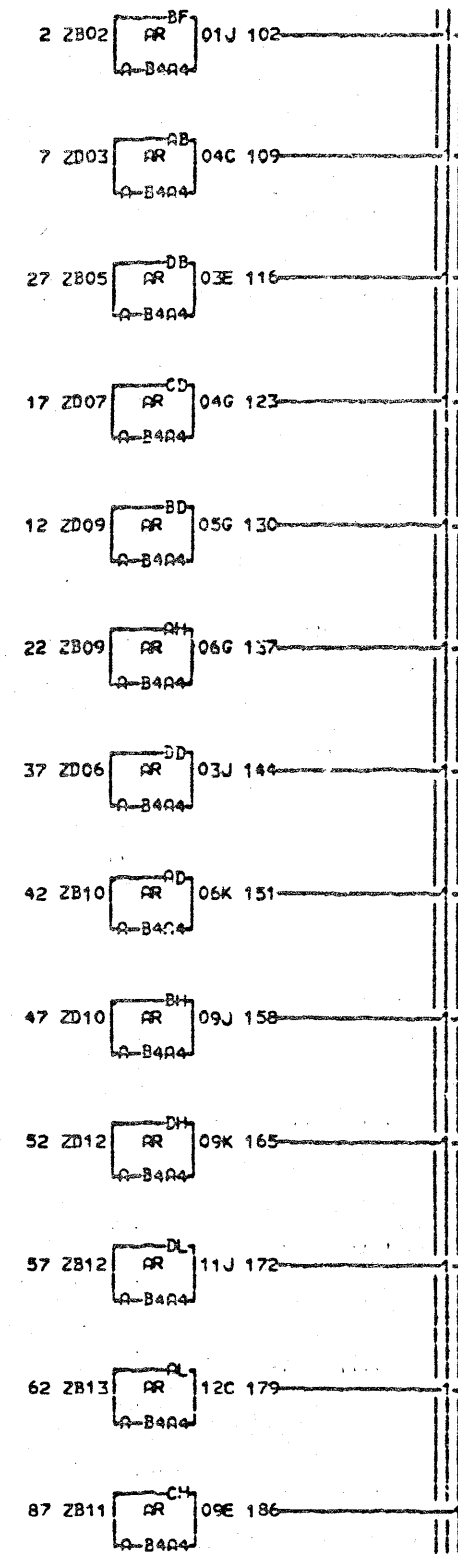
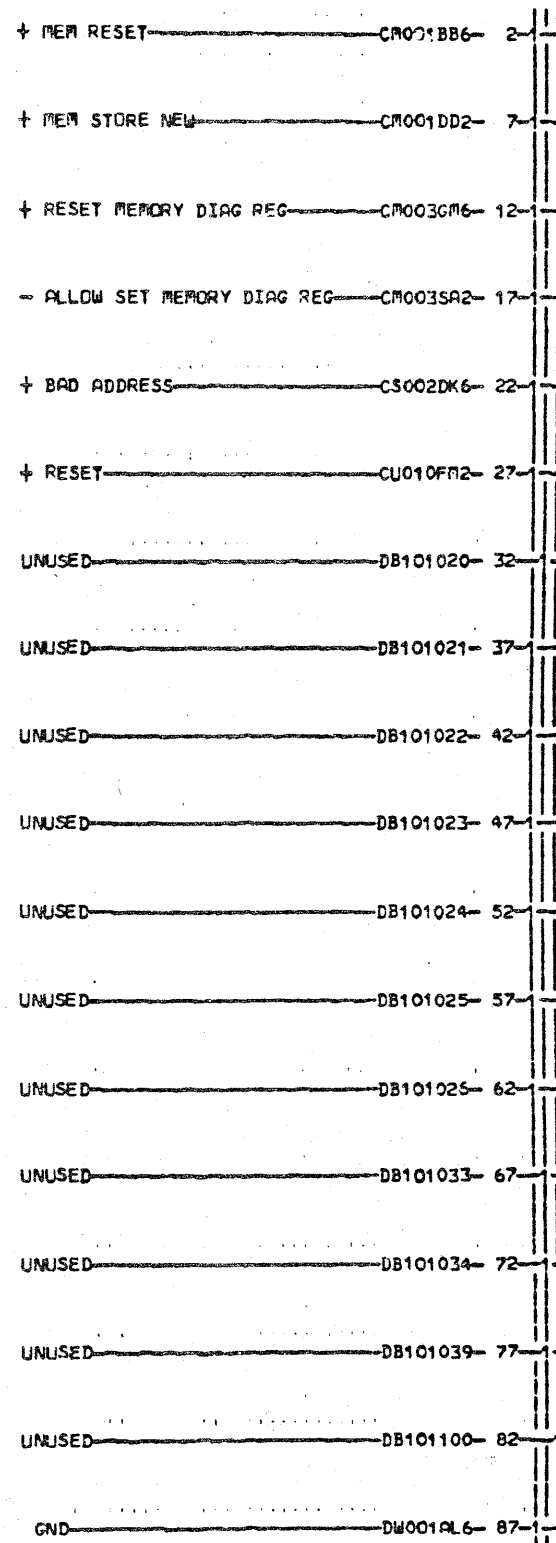
BOX SHIP 82/12/30

LOGIC TYPE -0- SYSTEMS DIAGRAMS

PAGE NUM	SH	TITLE	PART NUM	EC NUM	FEATURE B/M OR B/MS
DR994*		CCU BASIC ALD'S E-H	0001750253	315053	.W. 0001750039
DS001*		CCU BASIC ALD'S E-H	0001750254	315053	.W. 0001750039
DS002*		CCU BASIC ALD'S E-H	0001750255	315053	.W. 0001750039
DS003*		CCU BASIC ALD'S E-H	0001750256	315053	.W. 0001750039
DS004*		CCU BASIC ALD'S E-H	0001750257	315053	.W. 0001750039
DS005*		CCU BASIC ALD'S E-H	0001750258	315053	.W. 0001750039
DW001*		CCU BASIC ALD'S E-H	0001750259	315053	.W. 0001750039
DY001*		CCU BASIC ALD'S E-H	0001750260	315053	.W. 0001750039
DZ001*		CCU BASIC ALD'S E-H	0001750261	315053	.W. 0001750039
DZ001A		CCU BASIC ALD'S E-H	0001851510	312913	.W. 0001750039
DZ002		2 SHEETS-SOCKET LIST	0005997488	309548	.W. 0001648305
DZ002*		CCU BASIC ALD'S E-H	0001750262	315053	.W. 0001750039

TOTAL PART NUMBERS THIS VOLUME

96



030 DB101

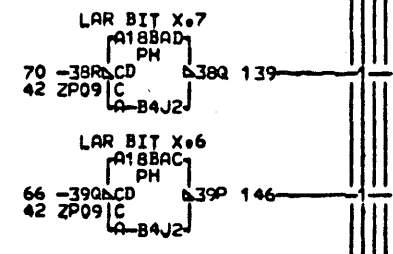
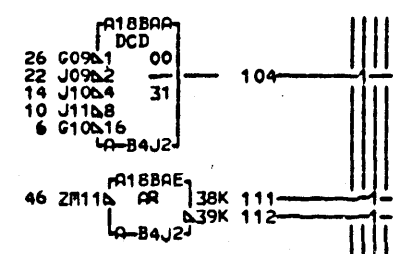
THIS PAGE IS FOR 3705-II ONLY.

LOC. TYPE  
A-B4A4 6797

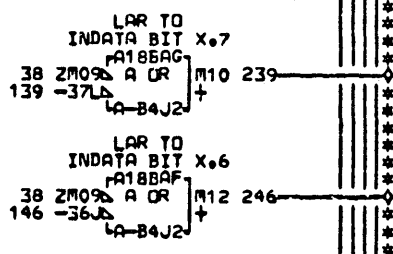
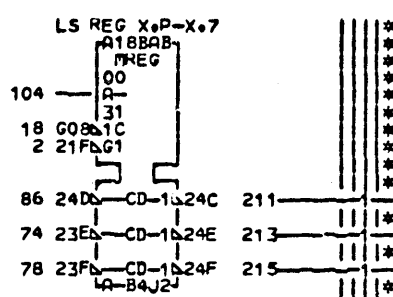
DB101  
030

MEMORY CONTROL CABLE	
E.C. HISTORY 312922 314419	D. MACH. 27RNB FRAME 01
DATE LAST EC 10-06-76 315053	IBM CORP. SDD DB101 P.N. 1750209 030

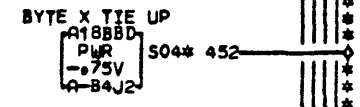
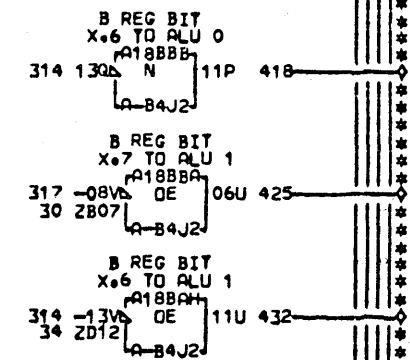
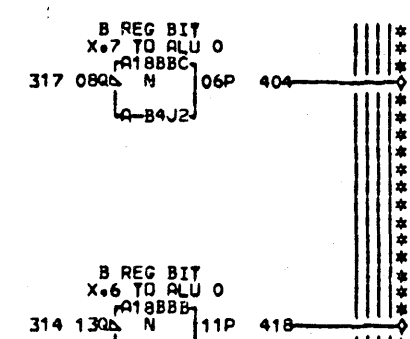
- FLOAT UNUSED - AJ001GH2 - 2
- SELECT LS REG GROUP 1+2 - CC006AU4 - 6
- SELECT LS REG GROUP 1+3 - CC006AV4 - 10
- SELECT LS REG BIT 0+1+2+3 - CC006AW4 - 14
- WRITE LS - CC006BJ4 - 18
- SELECT LS REG 0+1+4+5 - CC006BK4 - 22
- SELECT LS REG BIT 0+2+4+6 - CC006BL4 - 26
- + FORCE ERROR IN BIT 7 - CK002DA2 - 30
- + FORCE ERROR IN BIT 6 - CK002DB2 - 34
- GATE INPUT 74 - CQ004FJ6 - 38
- + SET LAR - CS001DM2 - 42
- GATE Y BUS TO B REG - CS004ED2 - 46
- FLOAT - DF002002 - 50
- Y BUS BIT X<sub>0P</sub> - DF971DB4 - 54
- Y BUS BIT X<sub>06</sub> - DF971DF4 - 58
- Y BUS BIT X<sub>07</sub> - DF971DK4 - 62
- SAR BIT X<sub>06</sub> - DF971EG6 - 66
- SAR BIT X<sub>07</sub> - DF971EL6 - 70
- Z REG BIT X<sub>06</sub> - DF974DE2 - 74
- Z REG BIT X<sub>07</sub> - DF974DB7 - 78
- + SET A REG AND B REG - DF975EA2 - 82
- Z BUS BIT X<sub>0P</sub> - DF976BA2 - 86



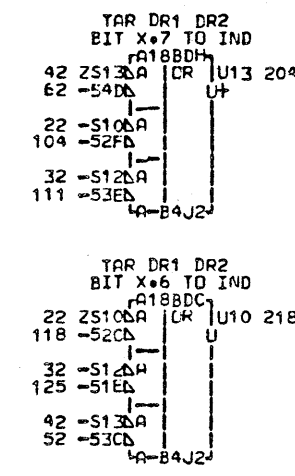
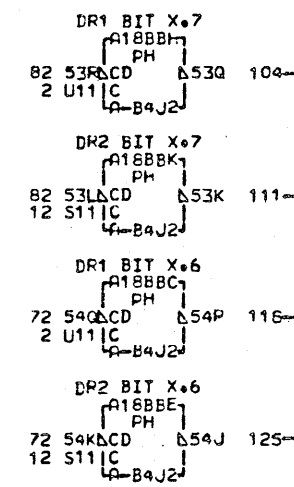
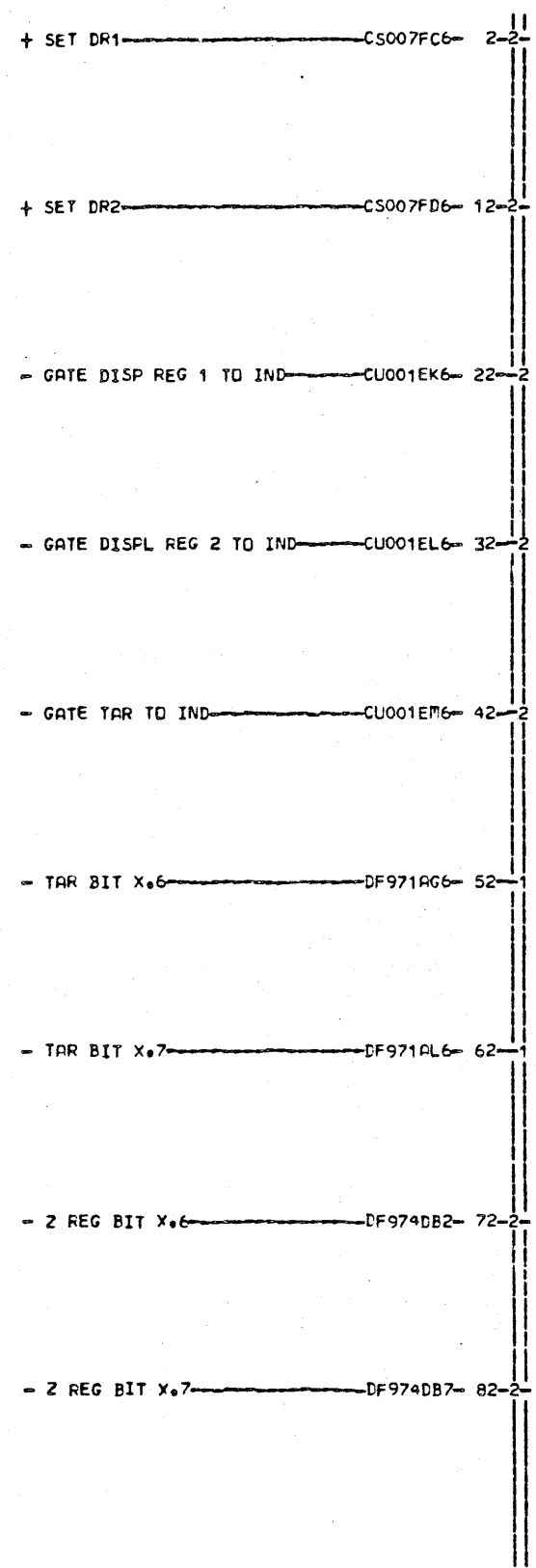
EDGE CONN.  
452 A-B4C6C02  
01A-B3C1C11



LOC. TYPE  
A-B4J2 6801



- 030 DF002
- 311 - B REG BIT X<sub>0P</sub> - DH2
- 314 - B REG BIT X<sub>06</sub> - DH5
- 317 - B REG BIT X<sub>07</sub> - DF977-DH8
- 246 + LAR TO INDATA BIT X<sub>06</sub> - CU011-EB2
- 239 + LAR TO INDATA BIT X<sub>07</sub> - CU011-ED2
- 432 + B REG BIT X<sub>06</sub> TO ALU 1 - DF008-EK2
- 425 + B REG BIT X<sub>07</sub> TO ALU 1 - DF009-EM2
- 418 + B REG BIT X<sub>06</sub> TO ALU 0 - DF008-FK2
- 404 + B REG BIT X<sub>07</sub> TO ALU 0 - FM2
- 452 + BYTE X TIE UP - GP4



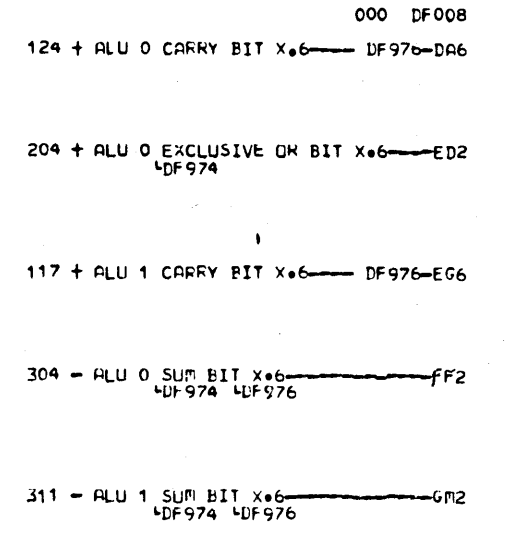



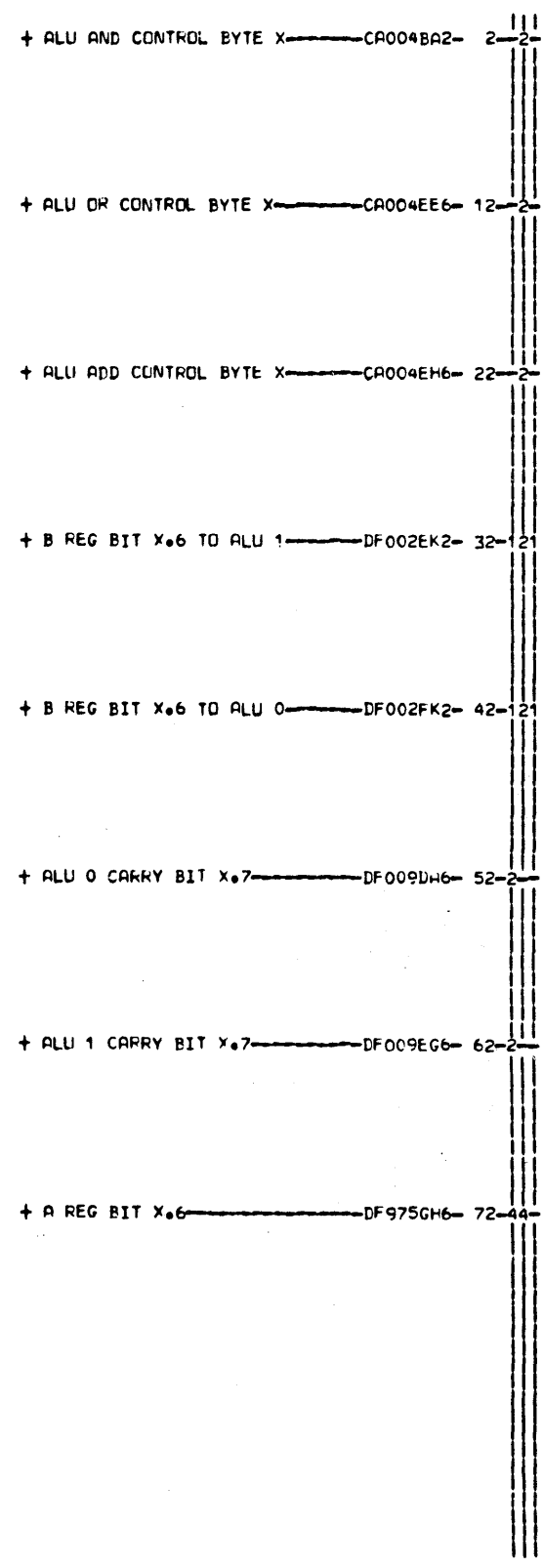
218 + TAR DR1 DR2 BIT X.6 TO IND -DC2  
LAF011

204 + TAR DR1 DR2 BIT X.7 TO IND -DH2  
LAF011

\*\*\*\*\*

LOC. TYPE  
A-B4J2 6E01

CCU DISPLAY REGISTERS 1 AND 2 BITS X.6 AND X.7	
E.C. HISTORY 309521C	B-MACH.27RNB FRAPF 01
DATE LAST EC 04-19-72 309545	IBM CORP. SDD DF003 P.N. 5997679 000



LDC TYPE  
A-B4J2 6E01

DF008  
000

ALU 0 AND ALU 1 BIT X.6	
E.C. HISTORY	B MACH 27RNB
309521C	
309538	FRAME 01
DATE LAST EC	IBM CORP. SDD DF008
04-19-72 309545	P.No. 5997680 C00

+ ALU AND CONTROL BYTE X — CA004BA2 — 2-2

+ ALU OR CONTROL BYTE X — CA004EE6 — 12-2

+ ALU ADD CONTROL BYTE X — CA004EH6 — 22-2




+ B REG BIT X.7 TO ALU 1 — DF002EM2 — 32-21

+ B REG BIT X.7 TO ALU 0 — DF002FM2 — 42-121

+ BYTE X TIE UP — DF002GF4 — 52-2

- FLDAT — DF009001 — 62-2

+ A REG BIT X.7 — DF975GM6 — 72-44



000 DF009

124 + ALU 0 CARRY BIT X.7 — DF00B-DA6

217 + ALU 0 EXCLUSIVE OR BIT X.7 — ED2  
LDF974

117 + ALU 1 CARRY BIT X.7 — DF00B-EG6

311 - ALU 0 SUM BIT X.7 — FF2  
LDF974 LDF976

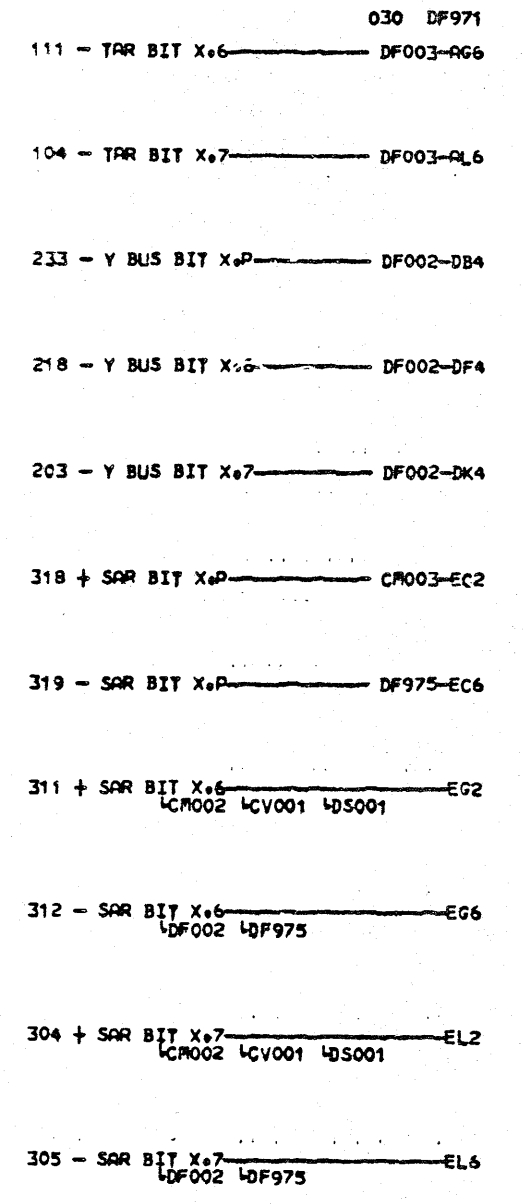

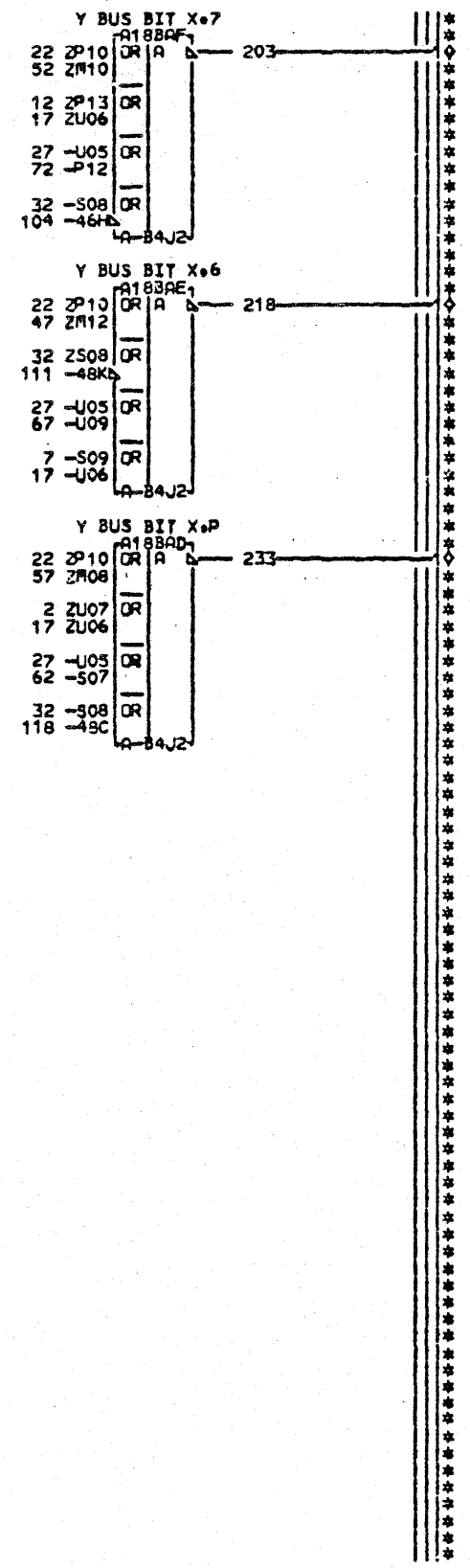

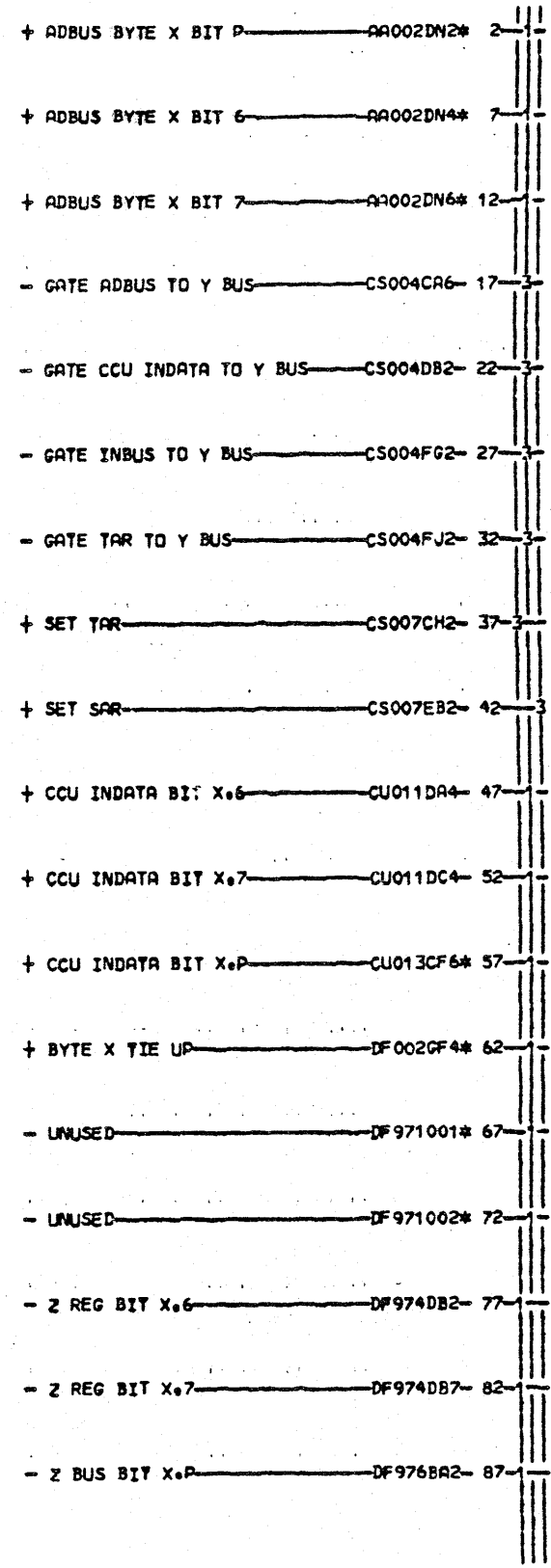
304 - ALU 1 SUM BIT X.7 — GM2  
LDF974 LDF976

LCC. TYPE  
A-B4J2 6801

DF009  
000

ALU 0 AND ALU 1 BIT X.7	
—E.C.—HISTORY—	B MACH.27RNB
309521C	
309538	FRAME 01
DATE LAST EC	IBM CORP.SDD DF009
04-19-72 309545	P.N. 5997681 000





THIS PAGE IS FOR 3705-II ONLY.




DF971  
030 SIM TO PN 5997682 EC 310268

EDGE CONN.  
 2 RESISTOR A-B4J2S07  
 7 RESISTOR A-B4J2U07  
 7 RESISTOR A-B4J2U09  
 12 RESISTOR A-B4J2S09  
 57 RESISTOR A-B4J2P13  
 62 RESISTOR A-B4J2M08  
 RESISTOR A-B4J2P12

LOC. TYPE  
 A-B4J2 6801

SAR TAR AND Y BUS ASSEMBLER  
 BITS X.P-X.7  
 E.C. HISTORY — D1 MACH. 27RNB  
 312922  
 314419  
 DATE LAST EC 10-06-76 315053  
 FRAME 01  
 IBM CORP. SDD DF971  
 P.No. 1750210 030

- + ALU ADD CONTROL BYTE X—CA004EH6— 2—
- + T2+T3 SET Z-REG BYTE X—CC006FG1\*— 6—
- + FORCE A REG PARITY ERROR—CG001SC2— 10—
- B REG BIT X.P—DF002DH2— 14—
- B REG BIT X.6—DF002DH5— 18—
- + B REG BIT X.7 TO ALU 0—DF002FR2— 22—
- + ALU 0 EXCLUSIVE OR BIT X.6—DF008ED2— 26—
- ALU 0 SUM BIT X.6—DF008FF2— 30—
- ALU 1 SUM BIT X.6—DF008GM2— 34—
- + ALU 0 EXCLUSIVE OR BIT X.7—DF009ED2— 38—
- ALU 0 SUM BIT X.7—DF009FF2— 42—
- ALU 1 SUM BIT X.7—DF009GM2— 46—
- UNUSED—DF974012— 50—
- UNUSED—DF974013\*— 54—
- FLOAT—DF974016— 58—
- FLOAT—DF974017— 62—
- + A REG BIT X.P—DF975GD6— 66—
- + A REG BIT X.6—DF975GH6— 70—
- + A REG BIT X.7—DF975GM6— 74—
- Z BUS BITS X.6-X.7 SELECT 2—DF976CB2— 78—
- Z BUS BITS X.6-X.7 SELECT 1—DF976CC2— 82—



- 115 - ALU ADD CONTROL BYTE X— DF976-AC2
- 212 - Z REG BIT X.6— DB2  
↳ DF002 ↳ DF003 ↳ DF971
- 218 - Z REG BIT X.7— DB7  
↳ DF002 ↳ DF003 ↳ DF971
- 213 - Z BUS BIT X.6— EB6  
↳ DF976 ↳ DR991
- 219 - Z BUS BIT X.7— EH6  
↳ DF976 ↳ DR992
- 304 - Z BUS BYTE X ZERO— CZ001-FK6
- 121 + B REG BYTE X EVEN PARITY— GG2  
↳ CK003
- 130 + PARITY ERROR IN A BUS BYTE X— GM2  
↳ DF976

THIS PAGE IS FOR 3705-II ONLY.

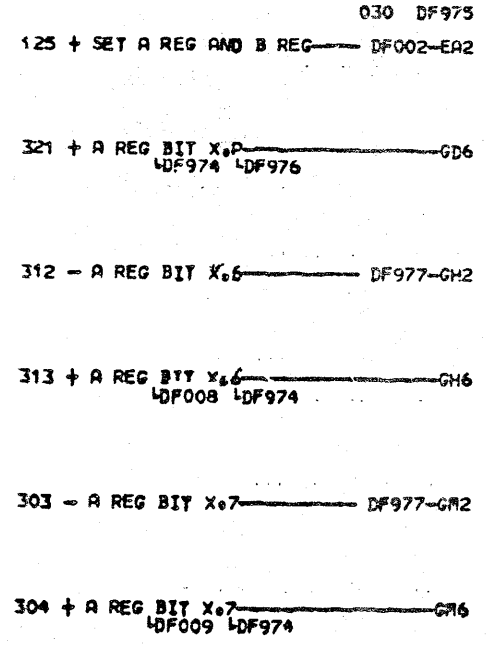



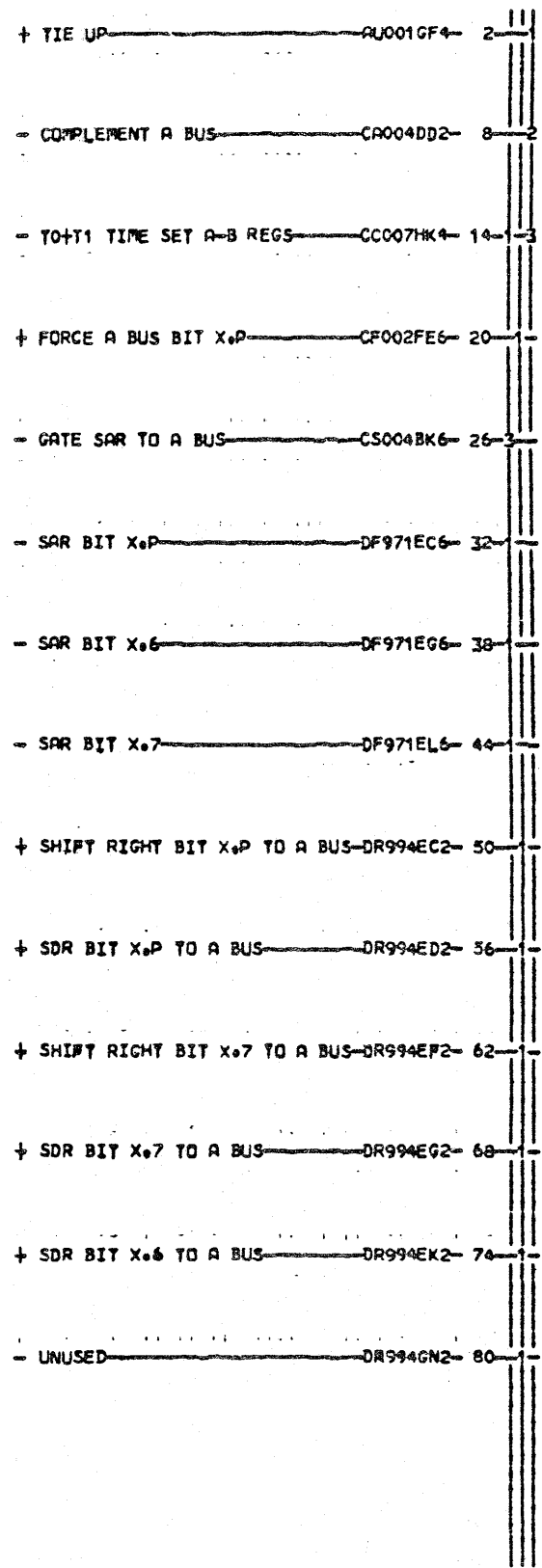
EDGE CONN.  
6 RESISTOR  
A-B4J2D13  
54 RESISTOR  
A-B4J2D02  
304 RESISTOR  
A-B3G2B09  
01A-B4L6D02  
01A-B3L1D11

LJC. TYPE  
A-B3G2 Y702  
A-B4J2 6801

DF974

030 SIM TO PN 5997683 EC 310268

ALU 0 ALU 1 AND Z REG BITS X.P-X.6	
E.C.—HISTORY—	D. MACH.—27RNB
312922	
314419	FRAME 01
DATE LAST EC	IBM CORP. SDD DF974
09-29-76 315053	P.N. 1750211 030



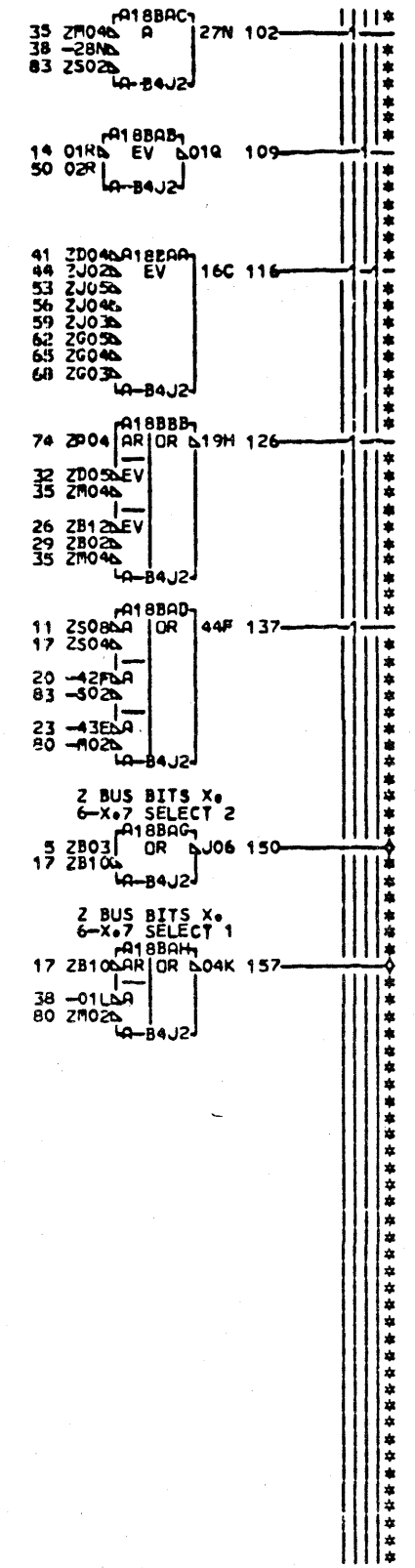
THIS PAGE IS FOR 3705-II ONLY.

LDC. TYPE  
A-B4J2 6801

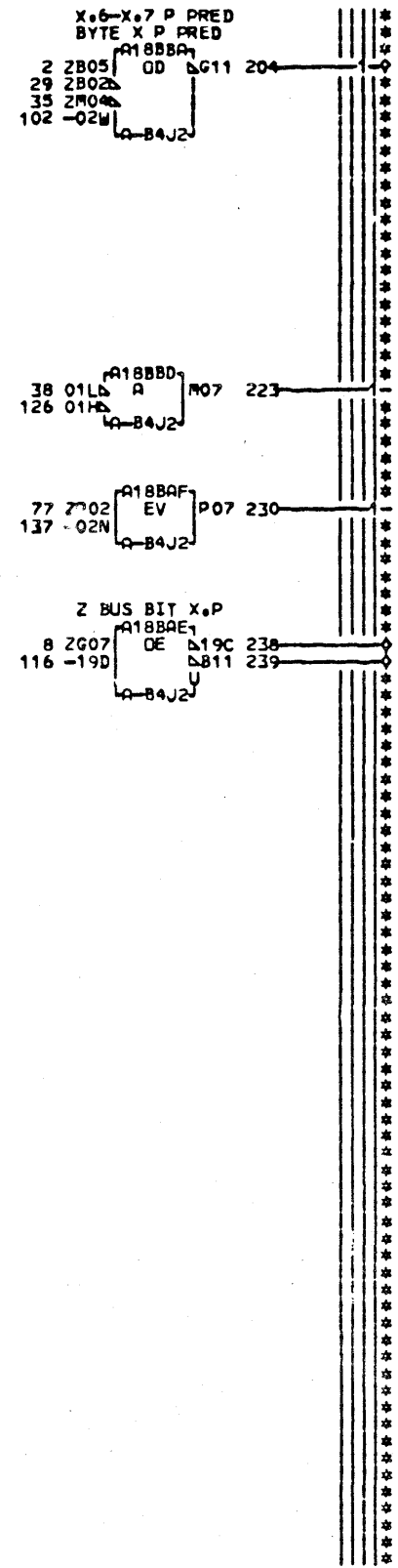
DF975  
030 SIM TO PN 5997684 EC 310268

A BUS ASSEMBLER	
BITS XnP-Xn7	
E.C. HISTORY	D. FACH. 27RNB
312922	FRAME 01
314419	IBM CORP. SDD
DATE LAST EC	DF975
10-06-76 315053	P.No. 1750212 030



+ TIE UP — AJ001FN4 — 2 — 11  
 + EXCLUSIVE OR ALL — CA003HE6 — 5 — 2  
 + FORCE Z BUS PARITY ERROR — CK001GF2 — 8 — 11  
 - GATE TAR TO Y BUS — CS004FJ2 — 11 — 11  
 - B REG BIT X<sub>6</sub>P — DF002DH2 — 14 — 11  
 + BYTE X TIE UP — DF002GF4 — 17 — 3  
 + ALU 0 CARRY BIT X<sub>6</sub> — DF008DA6 — 20 — 11  
 + ALU 1 CARRY BIT X<sub>6</sub> — DF008FG6 — 23 — 11  
 - ALU 0 SUM BIT X<sub>6</sub> — DF008FF2 — 26 — 11  
 - ALU 1 SUM BIT X<sub>6</sub> — DF008GR2 — 29 — 11  
 - ALU 0 SUM BIT X<sub>7</sub> — DF009FF2 — 32 — 11  
 - ALU 1 SUM BIT X<sub>7</sub> — DF009GR2 — 35 — 3  
 - ALU ADD CONTROL BYTE X — DF974AC2 — 38 — 2  
 - Z BUS BIT X<sub>6</sub> — DF974EB6 — 41 — 11  
 - Z BUS BIT X<sub>7</sub> — DF974EH6 — 44 — 11  
 + PARITY ERROR IN A BUS BYTE X — DF974GM2 — 47 — 11  
 + A REG BIT X<sub>6</sub>P — DF975GD6 — 50 — 11  
 - UNUSED — DF976015 — 53 — 11  
 - UNUSED — DF976016 — 56 — 11  
 - FLOAT — DF976023 — 59 — 11  
 - FLOAT — DF976024 — 62 — 11  
 - FLOAT — DF976025 — 65 — 11  
 - FLOAT — DF976026 — 68 — 11  
 - FLOAT — DF976027 — 71 — 11  
 - FLOAT — DF976028\* — 74 — 1  
 + CARRY LA FROM BITS X<sub>6</sub>-X<sub>7</sub> — DF977EG6 — 77 — 1  
 - CARRY LA FROM BITS 0.0-0.4 — DG977EG2 — 80 — 2  
 + CARRY LA FROM BITS 0.0-0.4 — DG977EG6 — 83 — 2



EDGE CONN.  
74 RESISTOR  
A-B4J2P04






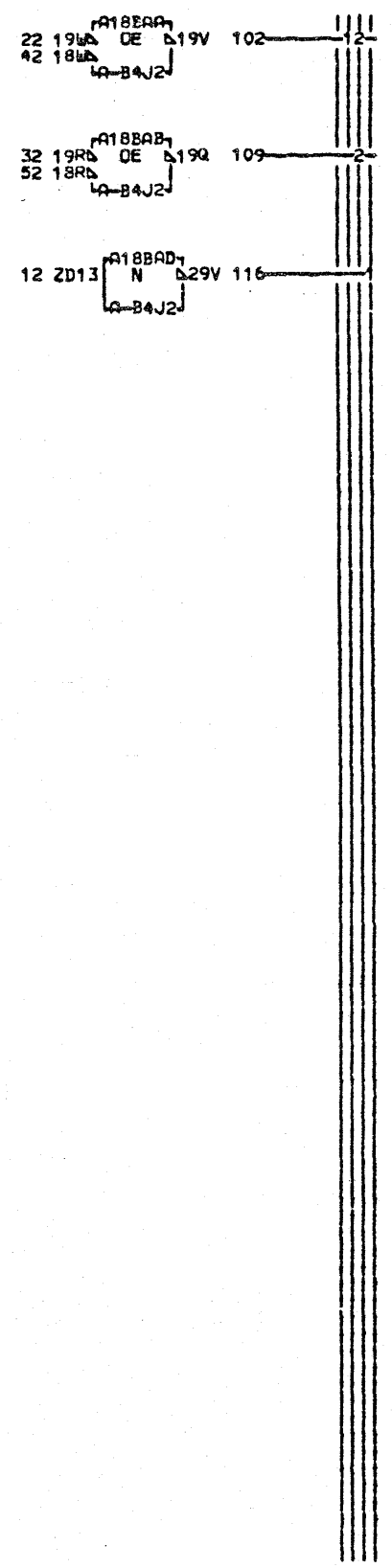
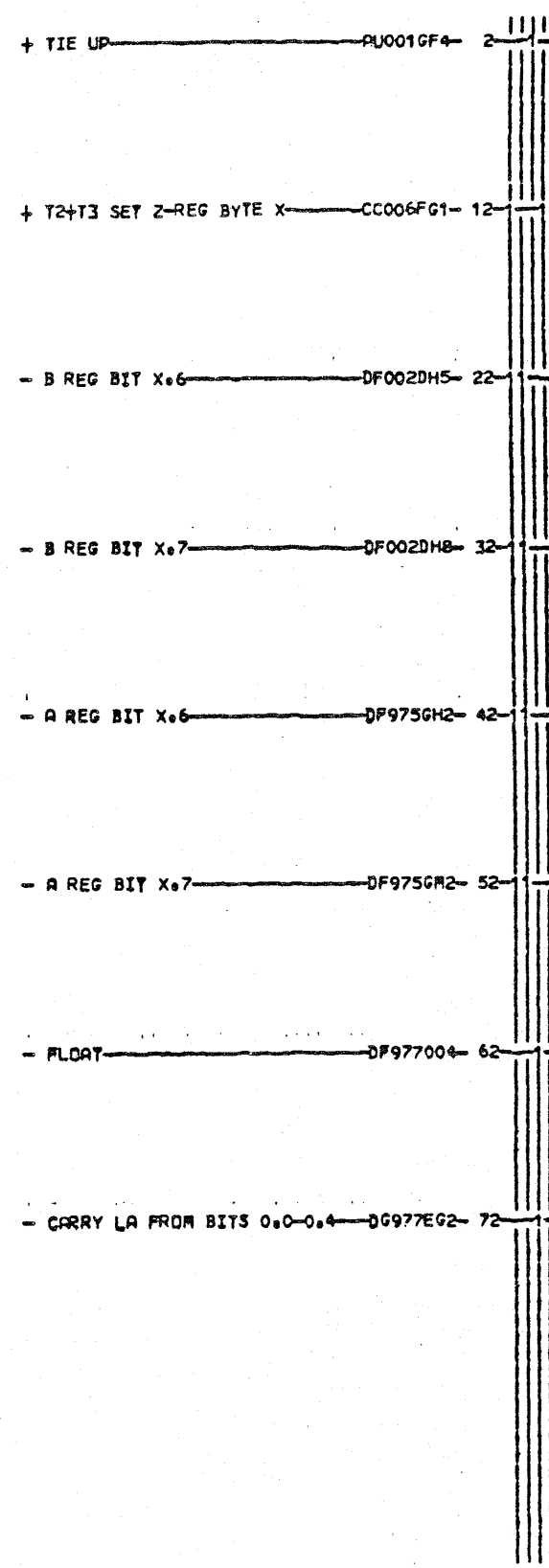
LOC. TYPE  
A-B4J2 6801



030 DF976  
 238 - Z BUS BIT X<sub>6</sub>P — BA2  
 150 - Z BUS BITS X<sub>6</sub>-X<sub>7</sub> SELECT 2 — CB2  
 157 - Z BUS BITS X<sub>6</sub>-X<sub>7</sub> SELECT 1 — CC2  
 204 - ALU 1 BIT X<sub>6</sub>P UNUSED — CG2  
 239 - Z BUS BIT X<sub>6</sub>P — DR992-EA6  
 403 + ALU+REG+ZBUS BYTE X ERROR — EJ6

THIS PAGE IS FOR 3705-II ONLY.

ALU CHECK		MACH. 27RNB	
BITS X <sub>6</sub> P-X <sub>7</sub>		FRAME C1	
E.C. HISTORY		IBM CORP. SDD DF976	
312922		P.N. 1750213 030	
314419			
DATE	LAST EC		
09-29-76	315053		



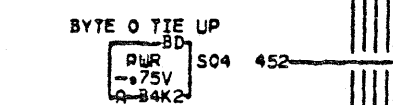
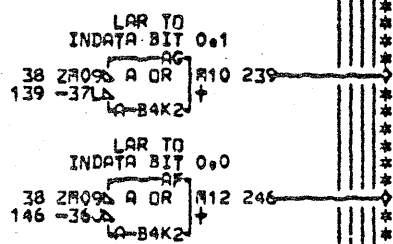
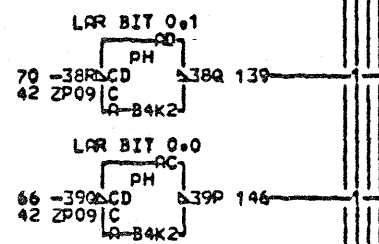
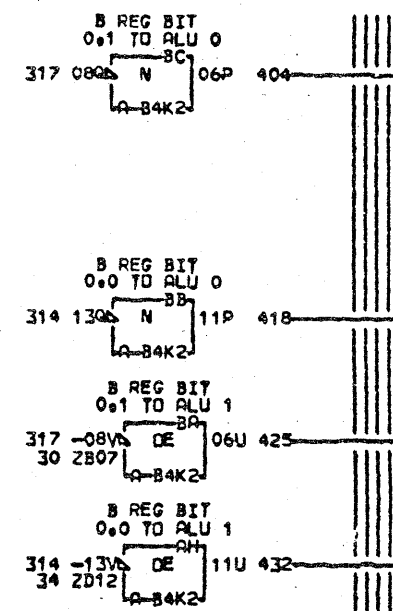
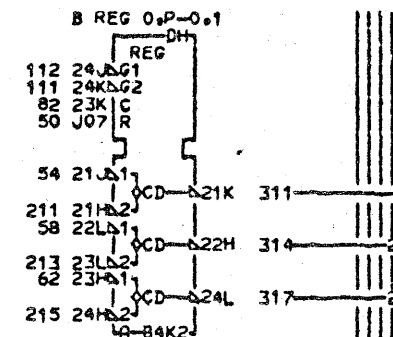
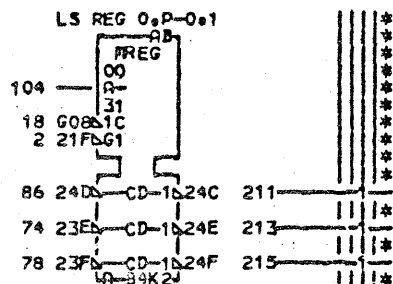
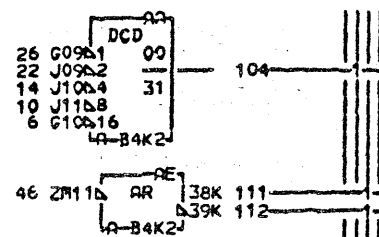
302 - UNUSED — EG2  
 303 + CARRY LA FROM BITS X.6-X.7 — EG6  
 DF976  
 406 + X.6 CARRY HOLD-OVER — CG001-GK6

THIS PAGE IS FOR 3705-II ONLY.

LOC. TYPE  
A-B4J2 6801

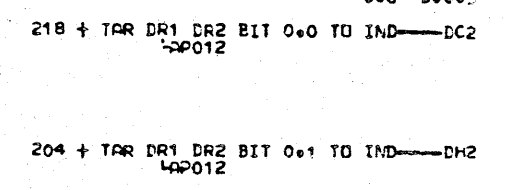
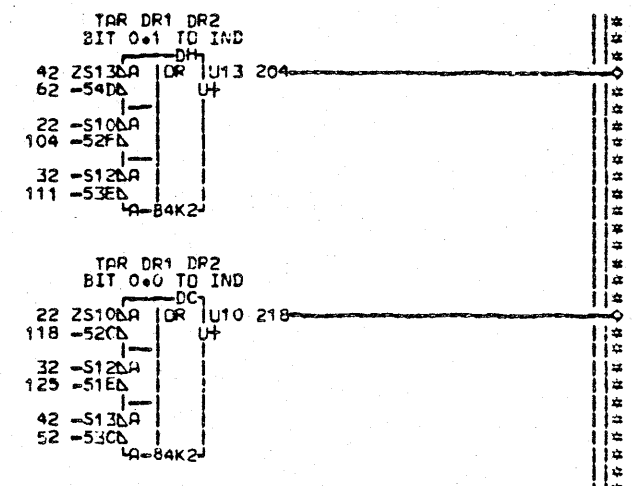
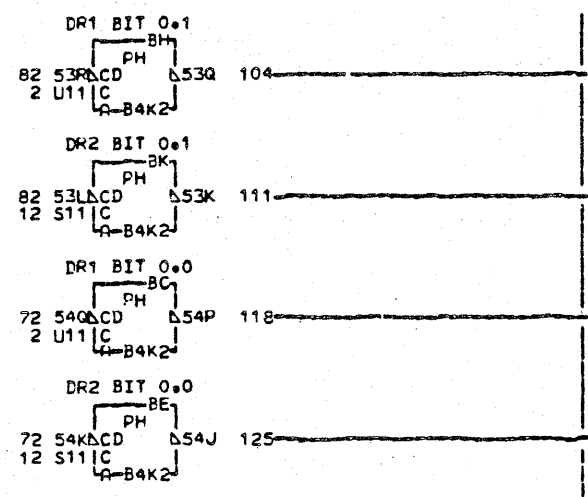
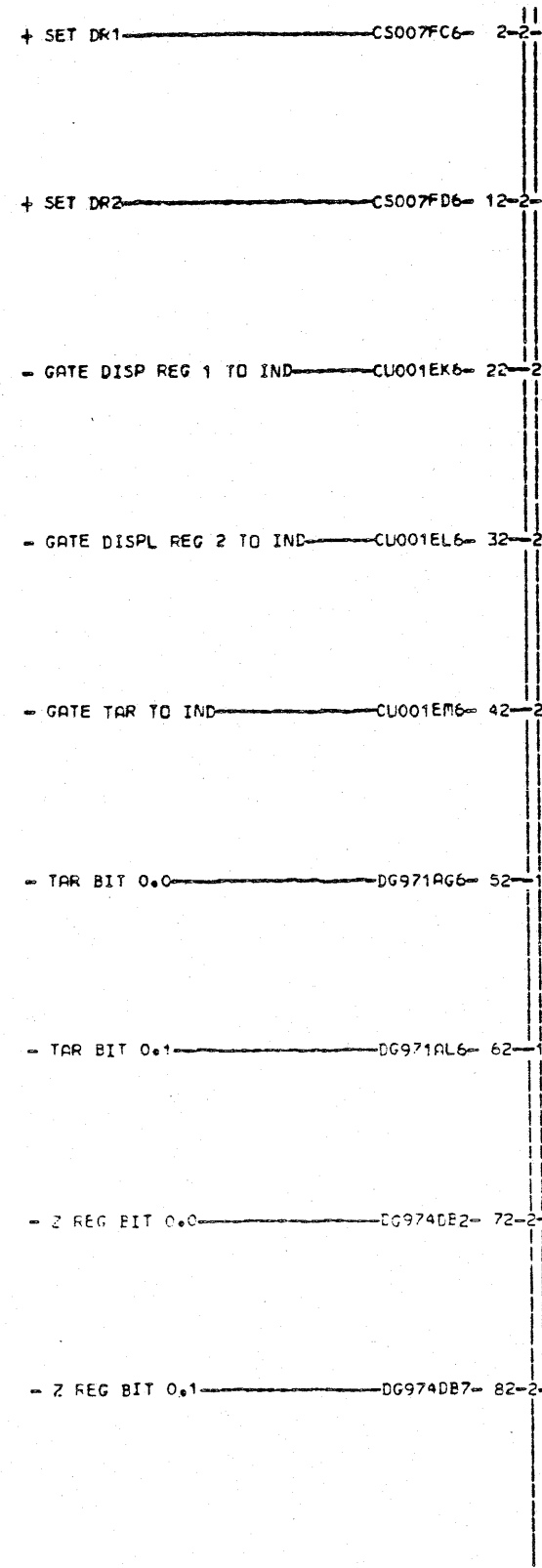
5-BIT CARRY LOOKAHEAD			
BITS X.P-X.6			
E.C. HISTORY		D MACH. 27RNB	
312922			
314419		FRAME	01
DATE LAST EC		IBM CORP. SDD DF977	
09-29-76	315053	P.N. 1750214	030

- FLOAT UNUSED - AU001GH2- 2
- SELECT LS REG GROUP 1+2 - CC006AU4- 6
- SELECT LS REG GROUP 1+3 - CC006AV4- 10
- SELECT LS REG BIT 0+1+2+3 - CC006AW4- 14
- WRITE LS - CC006BJ4- 18
- SELECT LS REG 0+1+4+5 - CC006BK4- 22
- SELECT LS REG BIT 0+2+4+6 - CC006BL4- 26
- + FORCE ERROR IN BIT 1 - CK002DK2- 30
- + FORCE ERROR IN BIT 0 - CK002DL2- 34
- GATE INPUT 74 - CQ004FJ6- 38
- + SET LAR - CS001DM2- 42
- GATE Y BUS TC B REG - CS004ED2- 46
- FLOAT - DG0020Q2- 50
- Y BUS BIT 0.P - DG971DB4- 54
- Y BUS BIT 0.0 - DG971DF4- 58
- Y BUS BIT 0.1 - DG971DK4- 62
- SAR BIT 0.0 - DG971EG6- 66
- SAR BIT 0.1 - DG971EL6- 70
- Z REG BIT 0.0 - DG974DB2- 74
- Z REG BIT 0.1 - DG974DB7- 78
- + SET A REG AND B REG - DG975EA2- 82
- Z BUS BIT 0.P - DG976BA2- 86



- 311 - B REG BIT 0.P - DM2
- 314 - B REG BIT 0.0 - DM5
- 317 - B REG BIT 0.1 - DG977-DH8
- 246 + LAR TO INDATA BIT 0.0 - CU011-EB2
- 239 + LAR TO INDATA BIT 0.1 - CU011-ED2
- 432 + B REG BIT 0.0 TO ALU 1 - DG008-EK2
- 425 + B REG BIT 0.1 TO ALU 1 - DG009-ER2
- 418 + B REG BIT 0.0 TO ALU 0 - DG008-FK2
- 404 + B REG BIT 0.1 TO ALU 0 - FM2
- 452 + BYTE 0 TIE UP - GP4

LOC. TYPE  
A-B4K2 6801



LDC. TYPE  
A-B4K2 6801

+ ALU AND CONTROL BYTE 0 — CA004EB6 — 2-2

+ ALU OR CONTROL BYTE 0 — CA004EF6 — 12-2

+ ALU ADD CONTROL BYTE 0 — CA004EJ6 — 22-2




+ B REG BIT 0.0 TO ALU 1 — DG002EK2 — 32-2

+ B REG BIT 0.0 TO ALU 0 — DG002FK2 — 42-2

+ ALU 0 CARRY BIT 0.1 — DG009DA6 — 52-2

+ ALU 1 CARRY BIT 0.1 — DG009EG6 — 62-2

+ A REG BIT 0.0 — DG975GH6 — 72-4



000 DG008

124 + ALU 0 CARRY BIT 0.0 — DG976-DA6

204 + ALU 0 EXCLUSIVE OR BIT 0.0 — ED2  
DG974

117 + ALU 1 CARRY BIT 0.0 — DG976-EG6

304 = ALU 0 SUM BIT 0.0 — FF2  
DG974 DG976 DK974

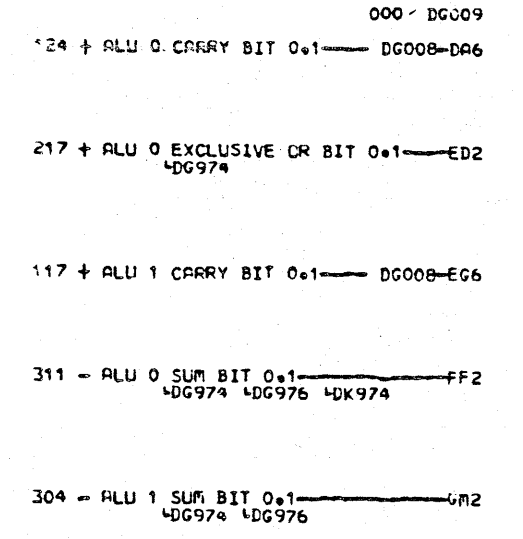
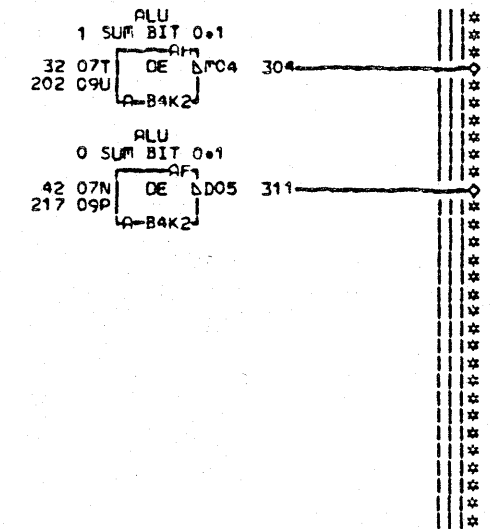
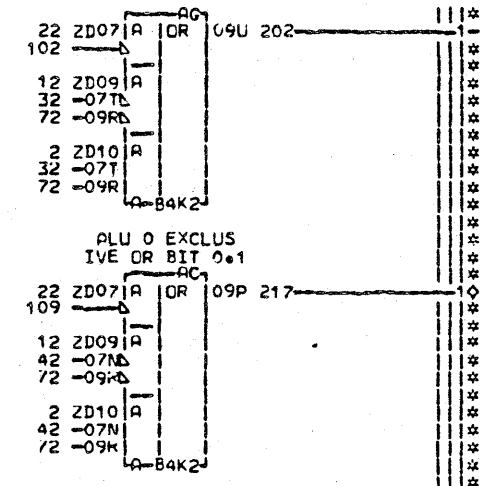
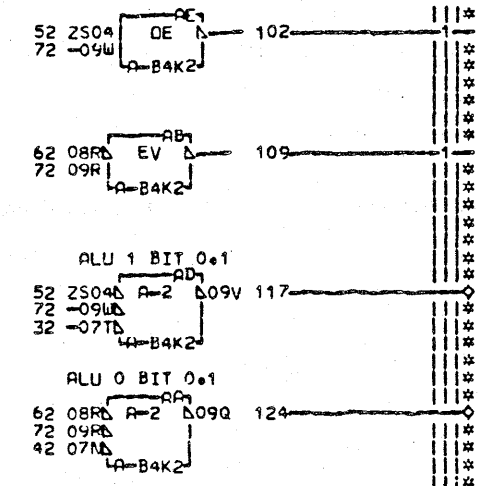
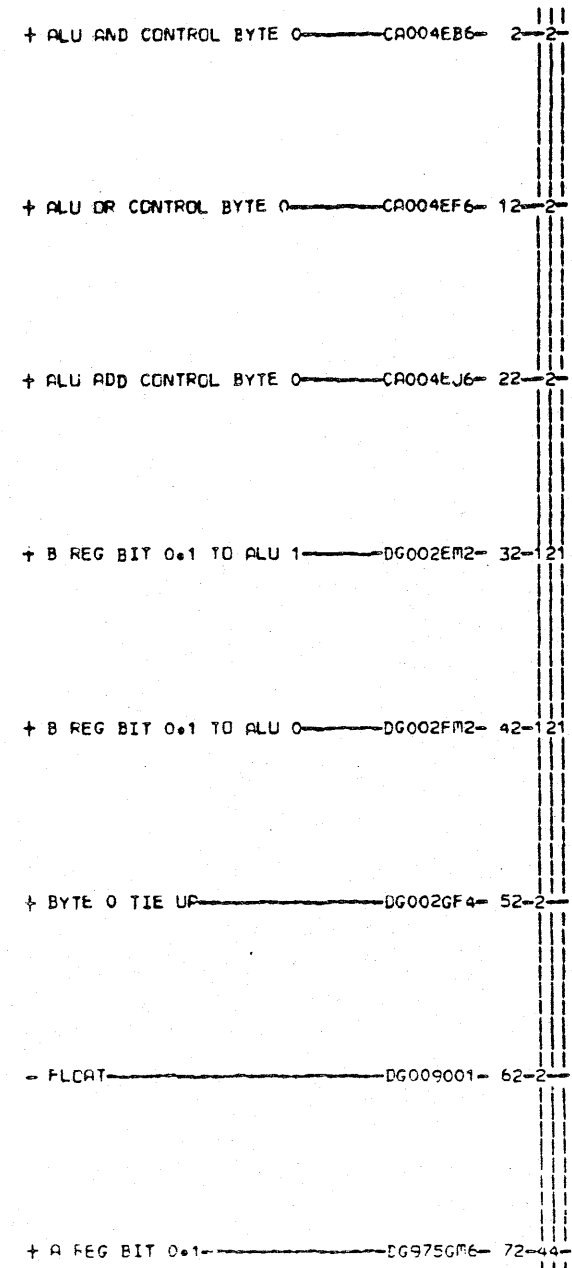
311 = ALU 1 SUM BIT 0.0 — GM2  
DG974 DG976

LOC. TYPE  
A-B4K2 6601

DG008  
000

ALU 0 AND ALU 1 BIT 0.0	
E.C. HISTORY 309521C 309538	B.PCH. 27RNB FRAME 01 IBM CORP. SDD P.No. 5997689
DATE LAST EC 04-19-72 309545	DG008 000

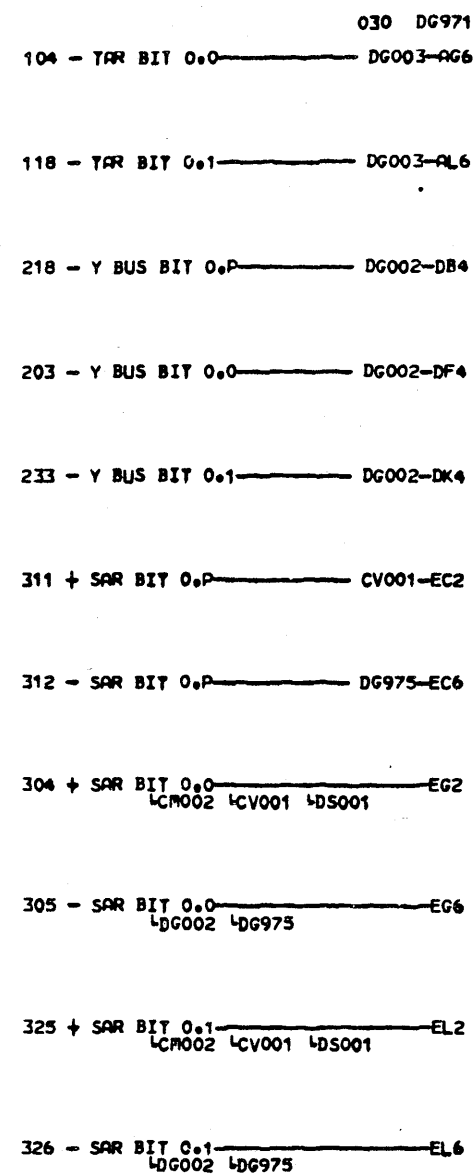

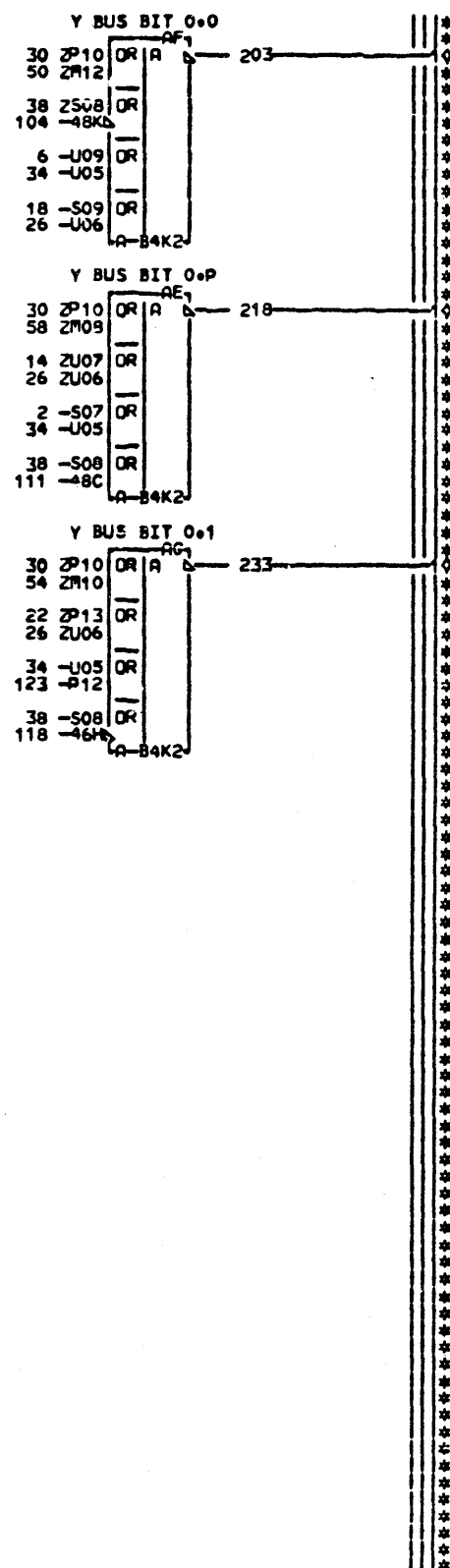

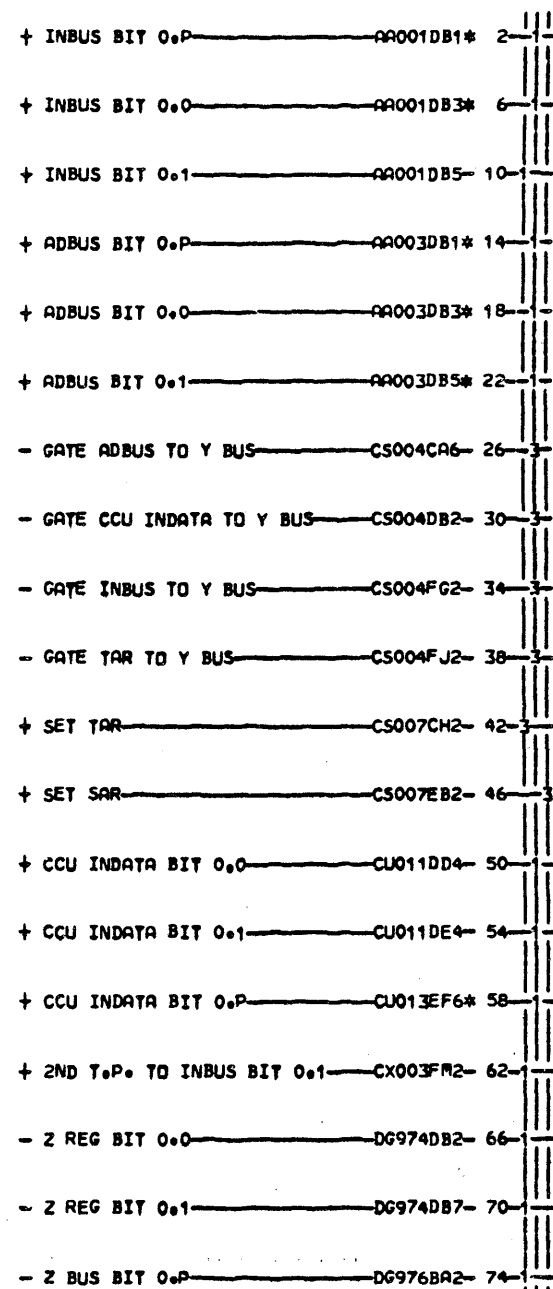




LOC. TYPE  
P-B4K2 6801

DG009  
000

ALU 0 AND ALU 1 BIT 0.1	
E.C. HISTORY	B. MACH. 27RNB
309521C	
309538	FRAME 01
DATE LAST EC	IBM CORP. SDD DG009
04-19-72 309545	P.N. 5997690 000



THIS PAGE IS FOR 3705-II ONLY.

DG971


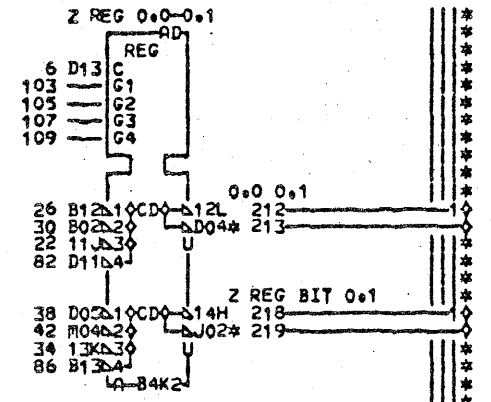
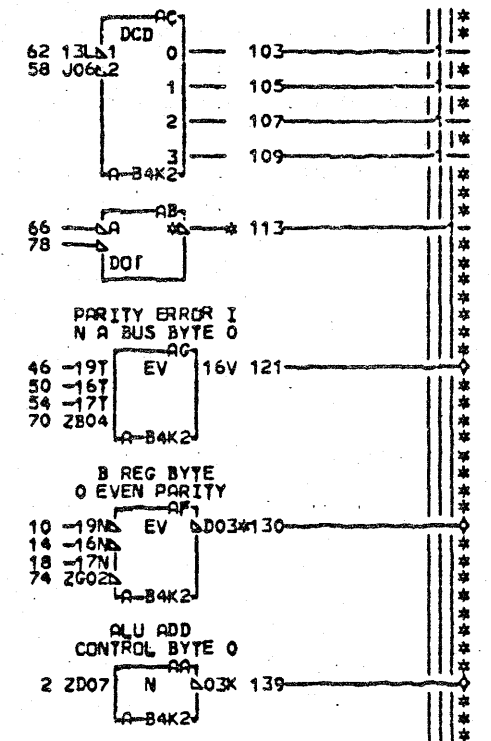
030 SIM TO PN 5997691 EC 310268

EDGE CONN. A-B4K2P13  
 2 RESISTOR 58 RESISTOR  
 A-B4K2S07 A-B4K2M08  
 6 RESISTOR 123 RESISTOR  
 A-B4K2U09 A-B4K2P12  
 14 RESISTOR 01A-B4V4B05  
 A-B4K2U07 01A-B3Q6D04  
 18 RESISTOR 01A-B4Q1D13  
 A-B4K2S09  
 22 RESISTOR

LOC. TYPE  
 A-B4K2 6801

SAR TAR AND Y BUS ASSEMBLER  
 BITS 0.0P-0.1  
 E.C.-HISTORY D-MACH#27RNB  
 312922  
 314419 FRAME 01  
 DATE LAST EC IBM CORP.SDD DG971  
 10-06-76 315053 P.N. 1750215 030

- + ALU ADD CONTROL BYTE 0 — CA004EJ6 — 2
- + T2+Y3 SET Z-REG BYTE 0 — CC006FG2\* — 6
- B REG BIT 0,P — DG002DH2 — 10
- B REG BIT 0,0 — DG002DH5 — 14
- + B REG BIT 0,1 TO ALU 0 — DG002FM2 — 18
- + ALU 0 EXCLUSIVE OR BIT 0,0 — DG008ED2 — 22
- ALU 0 SUM BIT 0,0 — DG008FF2 — 26
- ALU 1 SUM BIT 0,0 — DG008GM2 — 30
- + ALU 0 EXCLUSIVE OR BIT 0,1 — DG009ED2 — 34
- ALU 0 SUM BIT 0,1 — DG009FF2 — 38
- ALU 1 SUM BIT 0,1 — DG009GM2 — 42
- + A REG BIT 0,P — DG975GD6 — 46
- + A REG BIT 0,0 — DG975GH6 — 50
- + A REG BIT 0,1 — DG975GM6 — 54
- Z BUS BITS 0,0-0,7 SELECT 2 — DG976CB2 — 58
- Z BUS BITS 0,0-0,1 SELECT 1 — DG976CC2 — 62
- Z BUS BITS 0,2-0,4 ZERO — DH014GM6 — 66
- + ODD PARITY A REG 0,2-0,7 — DH016FA2 — 70
- ODD PARITY B REG 0,2-0,7 — DH016FD2 — 74
- Z REG BITS 0,5-0,7 ZERO — DJ014GM6 — 78
- ALU 0 SUM BIT 1,0 — DK008FF2 — 82
- ALU 0 SUM BIT 1,1 — DK009FF2 — 86



- 139 - ALU ADD CONTROL BYTE 0 — DG976-AC2
- 212 - Z REG BIT 0,0 — DB2  
LDG002 LDG003 LDG971
- 218 - Z REG BIT 0,1 — DB7  
LDG002 LDG003 LDG971
- 213 - Z BUS BIT 0,0 — EB6  
LCK002 LCR001 LCU010 LCV001  
LDG976 LDN001
- 219 - Z BUS BIT 0,1 — EH6  
LCK002 LCR001 LCU006 LCV001  
LDG976 LDN001
- 304 - Z BUS BYTE 0 ZERO — CZ001-FK6
- 130 - B REG BYTE 0 EVEN PARITY — G02  
LCK003 LCG002
- 121 + PARITY ERROR IN A BUS BYTE 0 — GM2  
LDG976

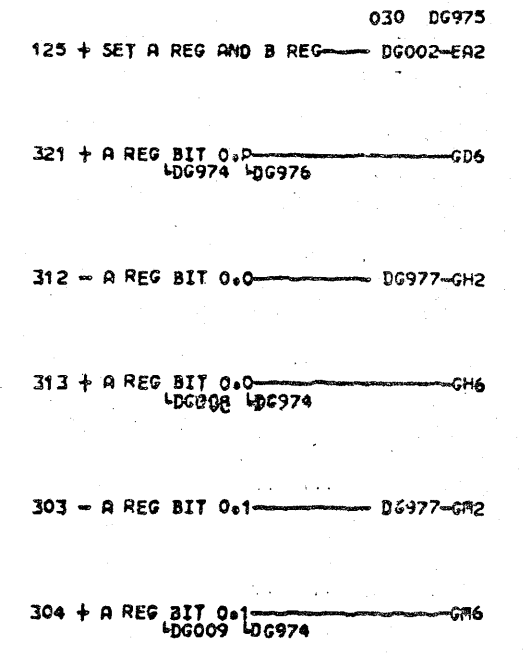



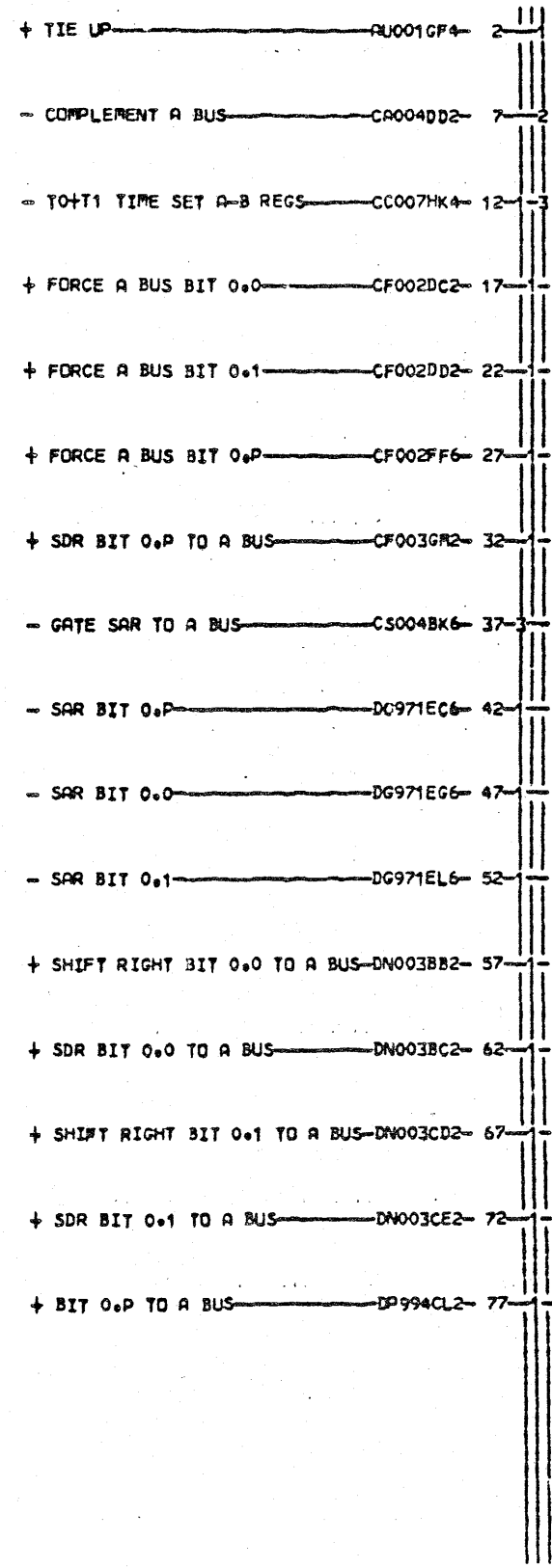
THIS PAGE IS FOR 3705-II ONLY.

DG974  
030 SIM TO PN 5997692 EC 310268

EDGE CONN. 01A-B3E6A02  
6 RESISTOR 304 RESISTOR  
A-B4K2D13 A-B3G2J06  
113 RESISTOR 01A-B4C1E13  
A-B4K2D02 01A-B3C6E04  
130 A-B4J6E02  
01A-B3J1E11  
213 A-B4D1E13  
01A-B3D6E04  
219 A-B4E1A11

LOC. TYPE  
A-B3G2 Y702  
A-B4K2 6801

ALU 0 ALU 1 AND 2 REG BITS 0,P-0,1			
E.C. HISTORY — 312922 314419		D-MACH. 27RNB	
DATE 10-06-76		LAST EC 315053	FRAME 01
P.N. 1750216		IBM CORP. SDD DG974 030	





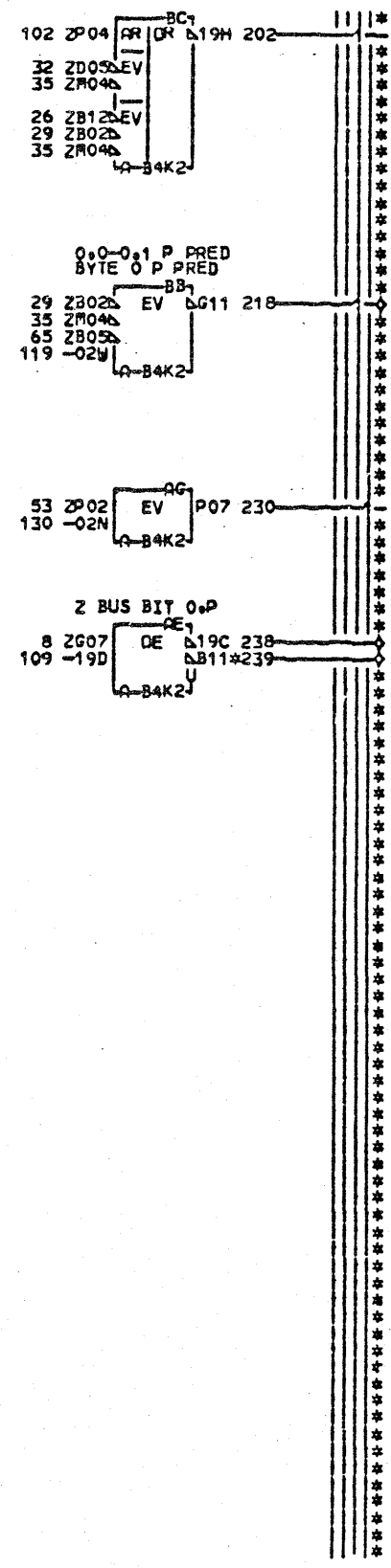
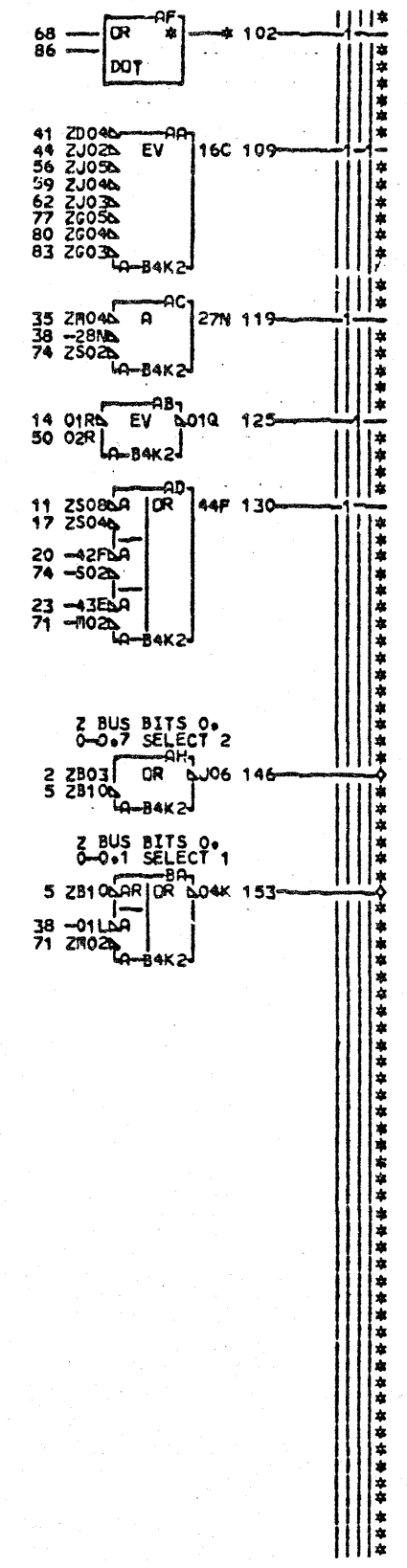
THIS PAGE IS FOR 3705-II ONLY.

LDC, TYPE  
A-B4K2 6801

DG975  
030 SIM TO PN 5997693 EC 310268

A BUS ASSEMBLER	
BITS 0.P-0.1	
E.C. HISTORY	D. FRACH-27RNB
312922	FRAME 01
314419	IBN CORP. SDD DG975
DATE LAST EC	P.N. 1750217 030
10-06-76 315053	

- + EXCLUSIVE OR ALL — CA003HE6 — 2-2
- CROSS LD TO HI — CA003HL2 — 5-2-2
- + FORCE Z BUS PARITY ERROR — CK001GF2 — 8-1
- GATE TAR TO Y BUS — CS004FJ2 — 11-1
- B REG BIT 0,P — DG002DH2 — 14-1
- + BYTE 0 TIE UP — DG002GF4 — 17-1
- + ALU 0 CARRY BIT 0,0 — DG006DA6 — 20-1
- + ALU 1 CARRY BIT 0,0 — DG008EG6 — 23-1
- ALU 0 SUM BIT 0,0 — DG008FF2 — 26-1
- ALU 1 SUM BIT 0,0 — DG008GF2 — 29-2
- ALU 0 SUM BIT 0,1 — DG009FF2 — 32-1
- ALU 1 SUM BIT 0,1 — DG009GF2 — 35-3
- ALU ADD CONTROL BYTE 0 — DG974AC2 — 38-2
- Z BUS BIT 0,0 — DG974EB6 — 41-1
- Z BUS BIT 0,1 — DG974EH6 — 44-1
- + PARITY ERROR IN A BUS BYTE 0 — DG974GA2 — 47-1
- + A REG BIT 0,P — DG975GD6 — 50-1
- + CARRY LA FROM BITS 0,0-0,4 — DG977EG6 — 53-1
- Z BUS BIT 0,2 — DH014GB6 — 56-1
- Z BUS BIT 0,3 — DH014GF6 — 59-1
- Z BUS BIT 0,4 — DH014GK6 — 62-1
- ODD PARITY PREDICT 0,2-0,7 — DH016DF8 — 65-1
- + ADD ERROR IN BITS 0,2-0,4 — DH016DJ6 — 68-1
- CARRY LA FROM BITS 0,2-0,4 — DH017DD2 — 71-2
- + CARRY LA FROM BITS 0,2-0,4 — DH017DD6 — 74-2
- Z BUS BIT 0,5 — DJ014GB6 — 77-1
- Z BUS BIT 0,6 — DJ014GF6 — 80-1
- Z BUS BIT 0,7 — DJ014GK6 — 83-1
- + ADD ERROR IN BITS 0,5-0,7 — DJ016DJ6 — 86-1
- ALU 1 BIT 1,P — DK976CG2 — 89-1



- 030 DG976
- 238 - Z BUS BIT 0,P — BA2 — LG002 LG971
- 146 - Z BUS BITS 0,0-0,7 SELECT 2 — CB2 — LG974 LDH014 LDJ014
- 153 - Z BUS BITS 0,0-0,1 SELECT 1 — CC2 — LG974
- 218 - ALU 1 BIT 0,P — DK976-CG2
- 239 - Z BUS BIT 0,P — EA6 — LC2002 LDP992
- 403 + ALU+REG+ZBUS BYTE 0 ERROR — EJ6 — LCK003

THIS PAGE IS FOR 3705-II ONLY.

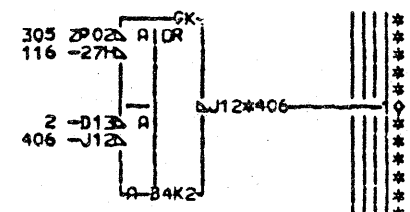
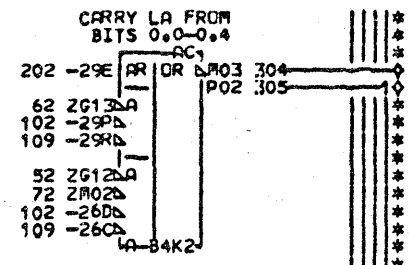
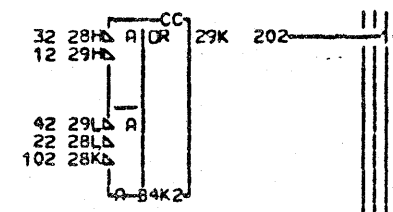
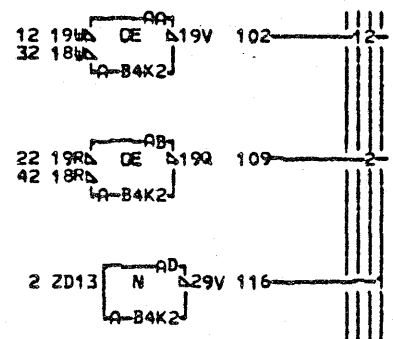
EDGE CONN.  
 102 RESISTOR  
 A-B4K2P04  
 239 A-B4D1E11  
 01A-B3D6E02  
 403 RESISTOR  
 A-B3N2G09  
 01A-B4K6B04  
 01A-B3K1B13

LOC. TYPE  
 A-B3N2 6819  
 A-B4K2 6801

DG976  
 030 SIM TO PN 5997694 EC 310268

ALU CHECK		DATE	
BITS 0,P-0,1		LAST EC	
E.C. HISTORY — DJ016DJ6		10-06-76 315053	
312922	FRAME 01	IBR CORP. SDD	
314419	P.N. 1750218	DG976	
		030	

† T2+T3 SET Z-REG BYTE 0 — CC006FG2 — 2—  
 - B REG BIT 0.0 — DG002DH5 — 12—  
 - B REG BIT 0.1 — DG002DH8 — 22—  
 - A REG BIT 0.0 — DG975GH2 — 32—  
 - A REG BIT 0.1 — DG975GH2 — 42—  
 - CARRY PROPAGATE 0.2-0.4 — DH017CJ6 — 52—  
 - CARRY GENERATE 0.2-0.4 — DH017DB2 — 62—  
 - CARRY LA FROM BITS 0.2-0.4 — DH017DD2 — 72—



030 DG977  
 304 - CARRY LA FROM BITS 0.0-0.4 — EG2  
 305 + CARRY LA FROM BITS 0.0-0.4 — EG6  
 406 + 0.0 CARRY HOLDOVER — GK6

THIS PAGE IS FOR 3705-II ONLY.

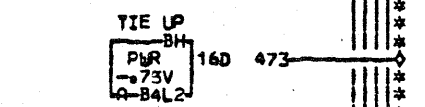
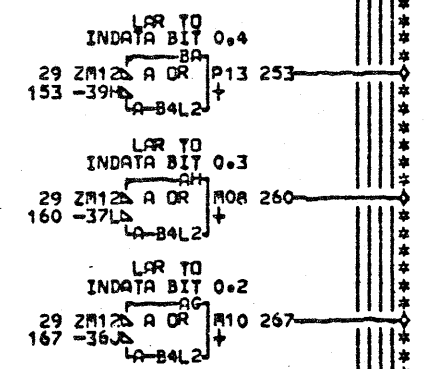
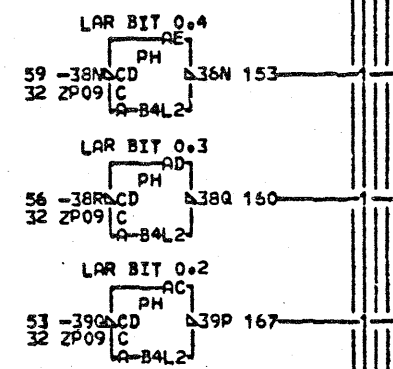
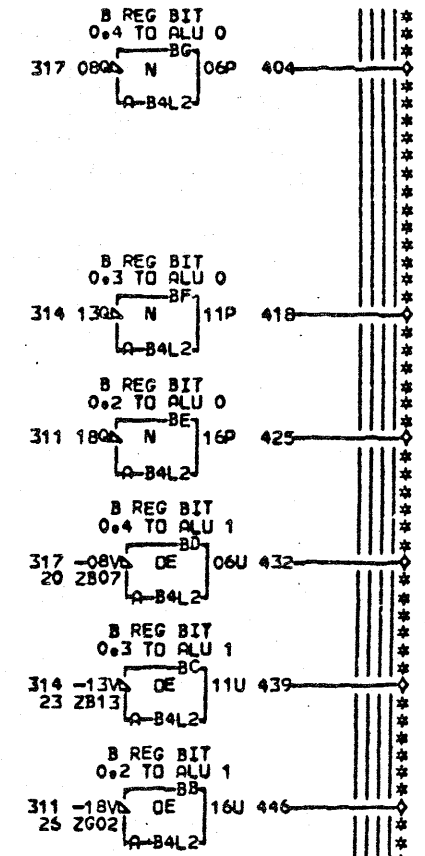
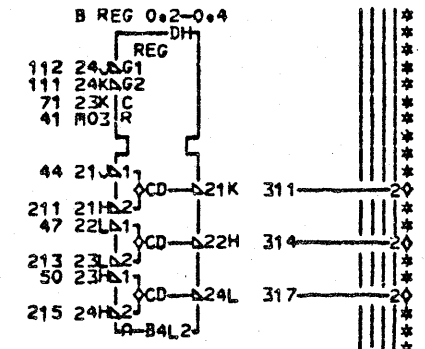
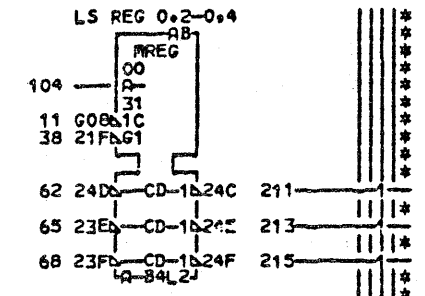
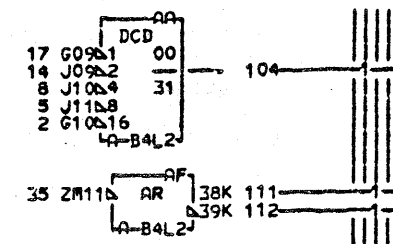
EDGE CONN.  
 406 A-B4K1B11  
 01A-B3K6B02

LOC. TYPE  
 A-B4K2 6801

DG977  
 030 SIM TO PN 5997695 EC 310268

5-BIT CARRY LOOKAHEAD		BITS 0.0-0.1	
E.C. HISTORY — D. MACH. 27ANB		FRAME 01	
312922	314419	IBN CORP. SDD	DG977
DATE LAST EC	10-06-76 315053	P.N. 1750219	030

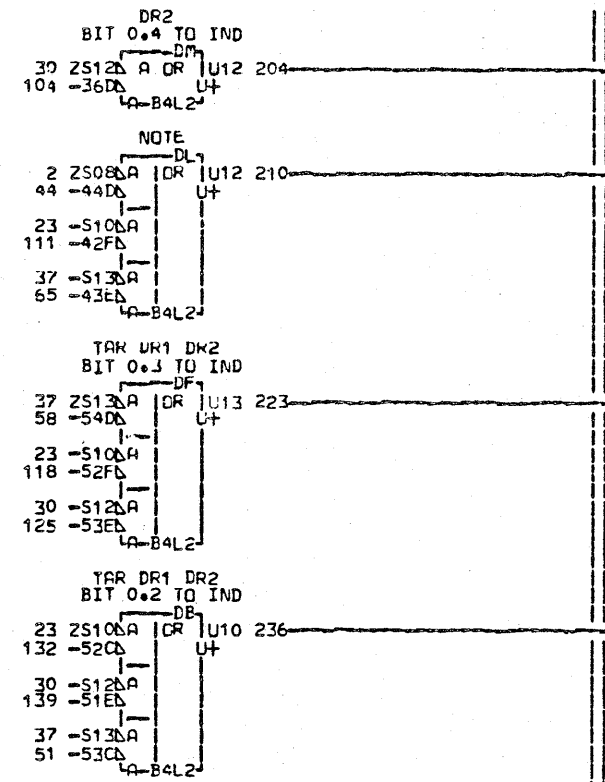
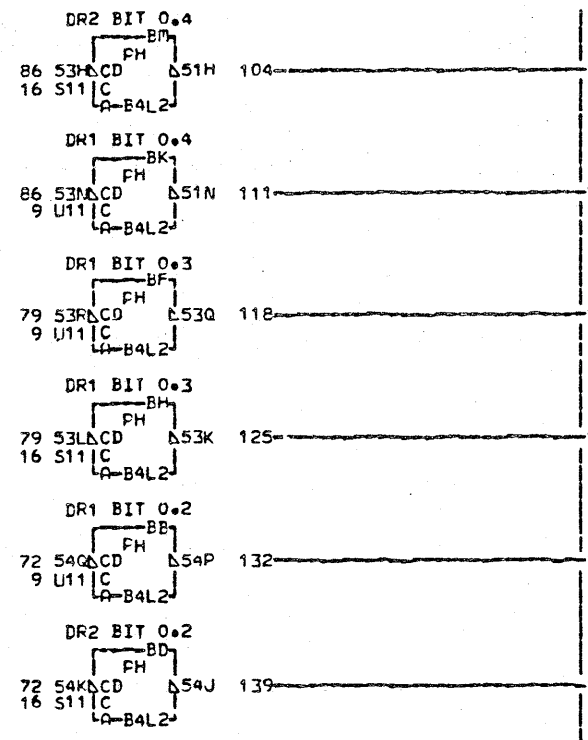
- SELECT LS REG GROUP 1+2 - CC006AU4 - 2
- SELECT LS REG GROUP 1+3 - CC006AV4 - 5
- SELECT LS REG BIT 0+1+2+3 - CC006AW4 - 8
- WRITE LS - CC006BJ4 - 11
- SELECT LS REG 0+1+4+5 - CC006BK4 - 14
- SELECT LS REG BIT 0+2+4+6 - CC006BL4 - 17
- + FORCE ERROR IN BIT 4 - CK002DD2 - 20
- + FORCE ERROR IN BIT 3 - CK002DH2 - 23
- + FORCE ERROR IN BIT 2 - CK002DJ2 - 26
- GATE INPUT 74 - CQ004FJ6 - 29
- + SET LAR - CS001DM2 - 32
- GATE Y BUS TO B REG - CS004ED2 - 35
- SELECT FLOAT - DH002002 - 38
- FLOAT - DH002004 - 41
- Y BUS BIT 0.2 - DH011DC4 - 44
- Y BUS BIT 0.3 - DH011DH4 - 47
- Y BUS BIT 0.4 - DH011DL4 - 50
- SAR BIT 0.2 - DH011EC6 - 53
- SAR BIT 0.3 - DH011EH6 - 56
- SAR BIT 0.4 - DH011EK6 - 59
- Z REG BIT 0.2 - DH014DB2 - 62
- Z REG BIT 0.3 - DH014DB7 - 65
- Z REG BIT 0.4 - DH014FJ2 - 68
- + SET A REG AND B REG - DH015EA2 - 71



- 030 DH002
- 311 - B REG BIT 0.2 - DH017-DH2
- 314 - B REG BIT 0.3 - DH017-DH5
- 317 - B REG BIT 0.4 - DH017-DH8
- 267 + LAR TO INDATA BIT 0.2 - CU011-EB2
- 260 + LAR TO INDATA BIT 0.3 - CU011-ED2
- 253 + LAR TO INDATA BIT 0.4 - CU011-EF2
- 446 + B REG BIT 0.2 TO ALU 1 - DH008-EJ2
- 439 + B REG BIT 0.3 TO ALU 1 - DH009-EL2
- 432 + B REG BIT 0.4 TO ALU 1 - DH010-EN2
- 425 + B REG BIT 0.2 TO ALU 0 - FJ2  
LDH008 LDH016
- 418 + B REG BIT 0.3 TO ALU 0 - FL2  
LDH009 LDH016
- 404 + B REG BIT 0.4 TO ALU 0 - FN2  
LDH010 LDH016
- 473 + TIE UP - GFA  
LDH003 LDH010

LOC. TYPE  
A-B4L2 6802

- GATE TAR TO Y BUS - CS004FJ2- 2-1  
 + SET DR1 - CS007FC6- 9-3  
 + SET DR2 - CS007FD6- 16-3  
 - GATE DISP REG 1 TO IND - CU001EK6- 23-3  
 - GATE DISPL REG 2 TO IND - CU001EL6- 30-3  
 - GATE TAR TO IND - CU001EM6- 37-3  
 + TIE UP - DH002GF4- 44-  
 - TAR BIT 0.2 - DH011AC6- 51-1  
 - TAR BIT 0.3 - DH011AG6- 58-1  
 - TAR BIT 0.4 - DH011AF6- 65-1  
 - Z REG BIT 0.2 - DH014DB2- 72-2  
 - Z REG BIT 0.3 - DH014DB7- 79-2  
 - Z REG BIT 0.4 - DH014FJ2- 86-2



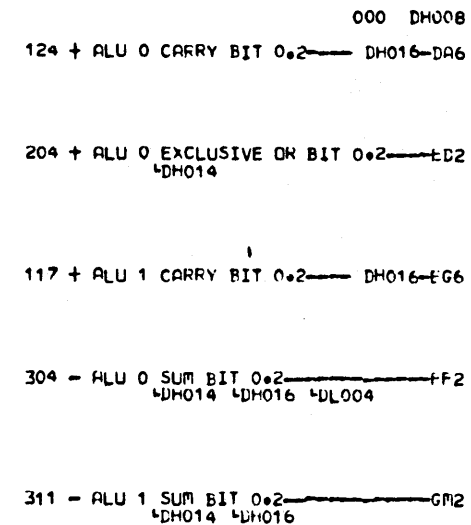


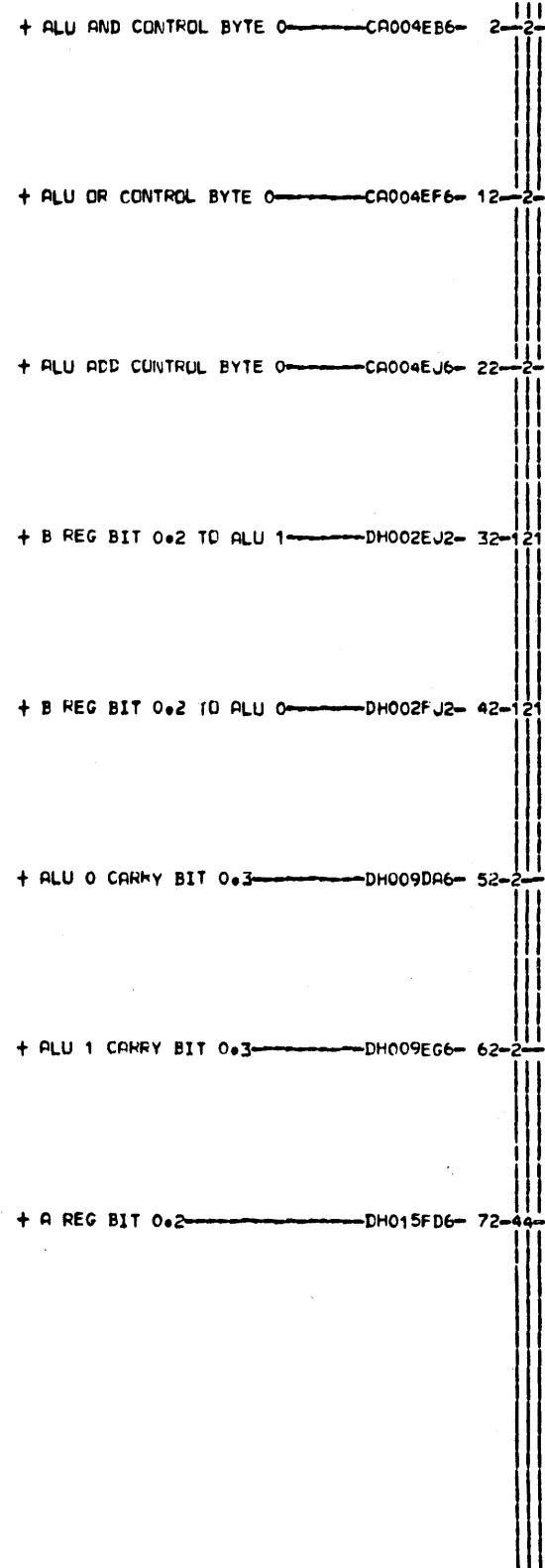
00C DH003  
 235 + TAR DR1 DR2 BIT 0.2 TO IND - DB2 AP012  
 223 + TAR DR1 DR2 BIT 0.3 TO IND - DF2 AP012  
 210 + TAR DR1 BIT 0.4 TO IND - AP013-DL2  
 204 + DR2 BIT 0.4 TO IND - AP013-DM2

NOTE THIS 3FO IS USED AS A 2FO.

LCC TYPE A-B4L2 6802

CCU DISPLAY REGISTER 1 AND 2	
BITS 0.2 0.3 AND 0.4	
E.C. HISTORY	FRAC#27RNB
309521C	
DATE LAST EC	FRAC# 01
04-19-72 309545	IBN CRP#SDD DH003
	P.No. 5597697 000

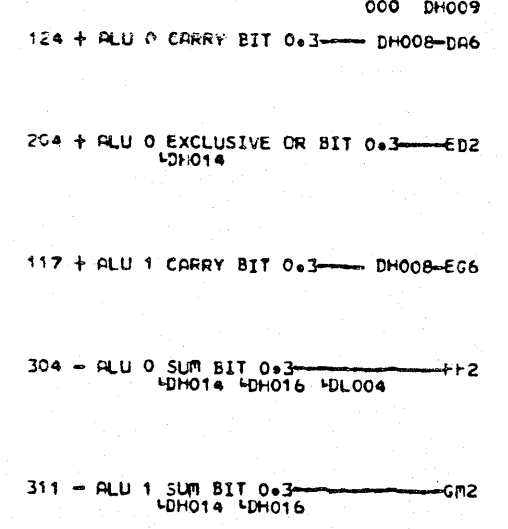



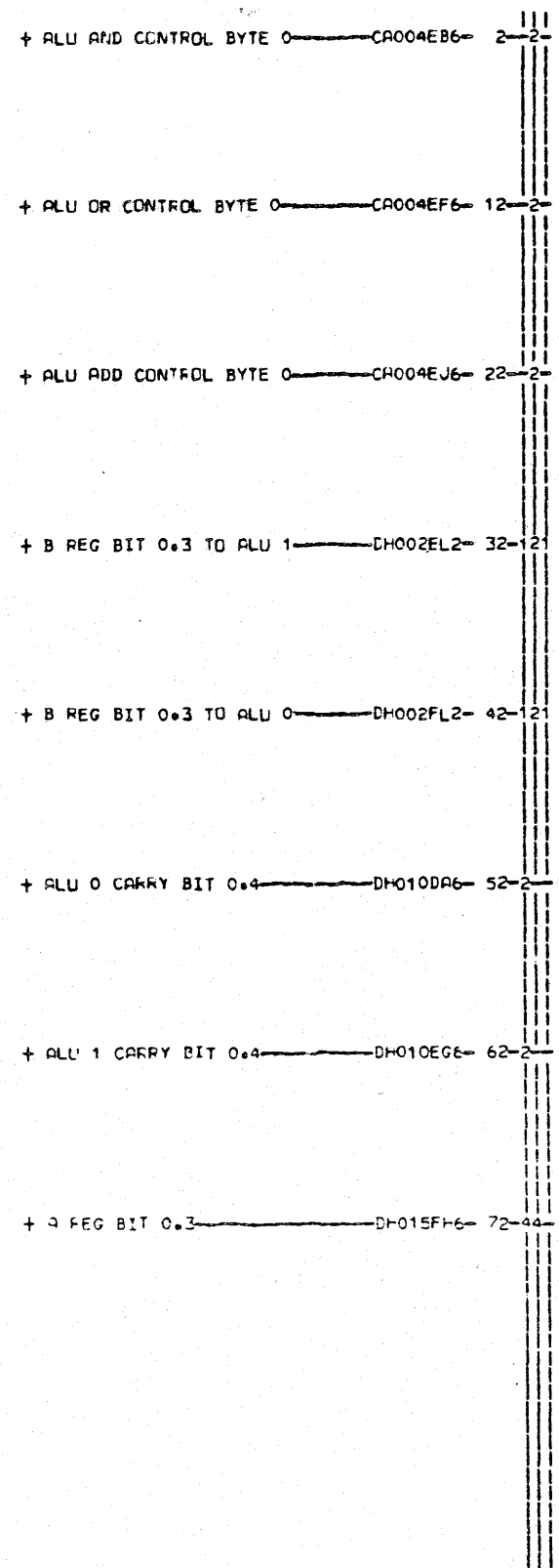




LDC. TYPE  
F-B4L2 6802

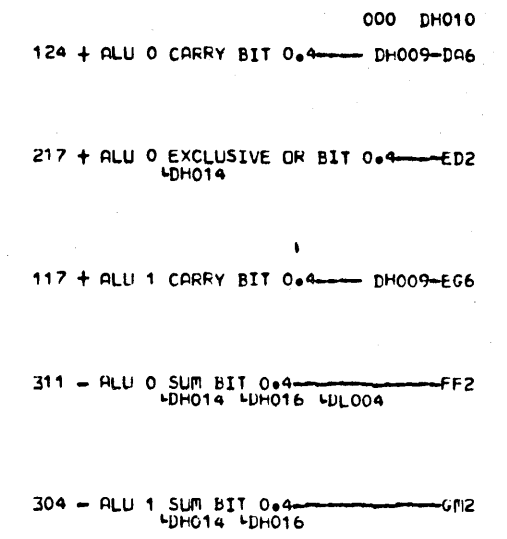



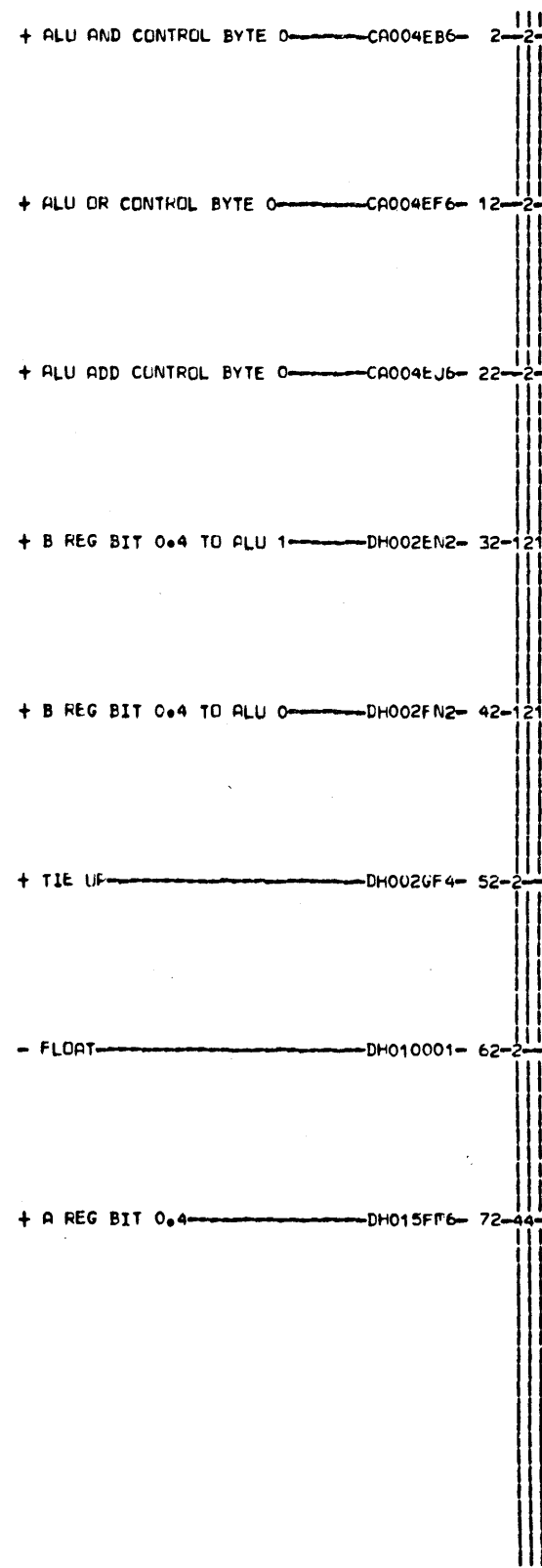
DH008  
000

ALU 0 AND ALU 1 BIT 0.2	
E.C. HISTORY 309521C 309529	B. FACH. 27RNB FFAME 01
DATE LAST EC 04-15-72 309545	IBM CORP. SDD DH008 P.N. 5997698 000

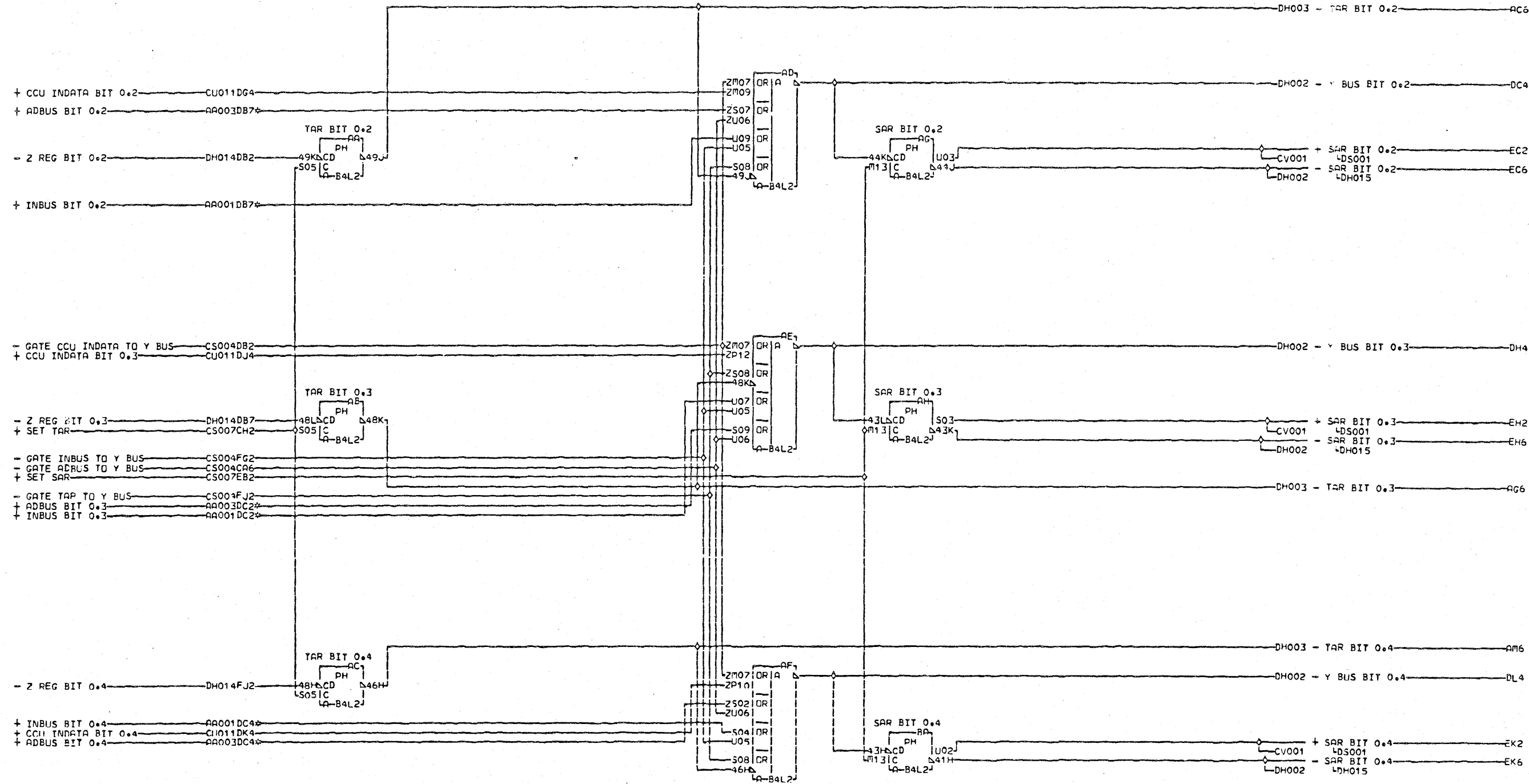


LCC. TYPE  
A-B4L2 6802

ALU 0 AND ALU 1 BIT 0.3	
E.C. HISTORY — 309521C 309538	ETCH#27RAB FFPME 01
DATE LAST EC 04-19-72 309545	IEP CORP. SDD P.N. 5997699
	DH009 000



LOC. TYPE  
A-E4L2 6802



THIS PAGE IS FOR 3705-II ONLY.

D  
H  
0  
1  
1  
030


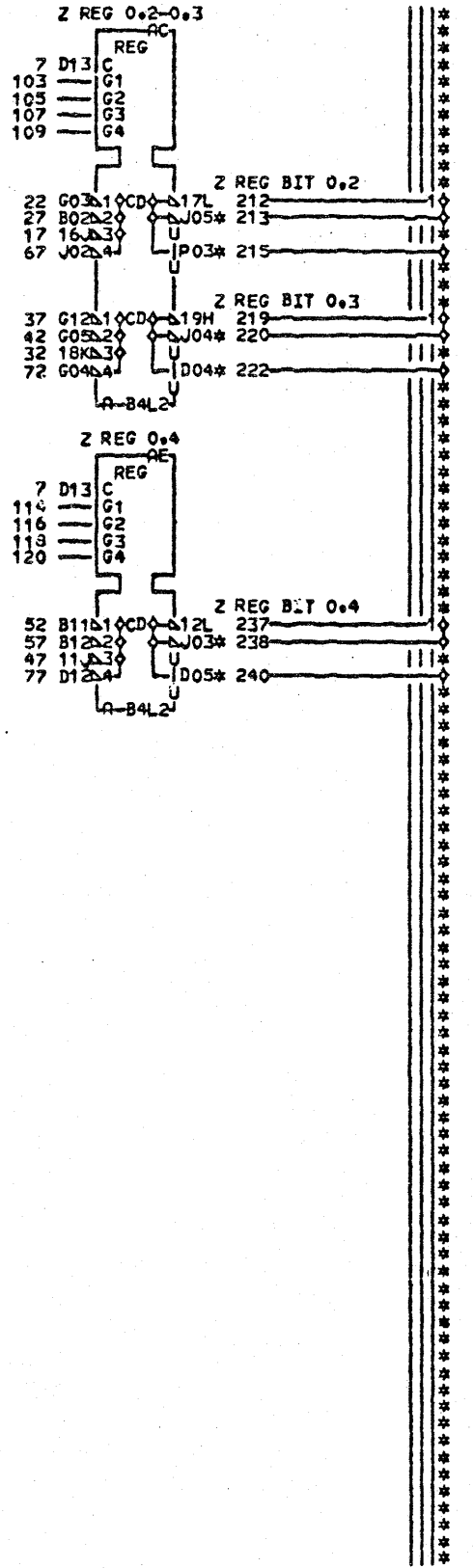

SIM TO PN 5997701 EC 310268

AA001DB7	RESISTOR	A-B4L2109	AA003DB7	RESISTOR	A-B4L2507
AA001DC2	RESISTOR	A-B4L2U07	AA003DC2	RESISTOR	A-B4L2509
AA001DC4	RESISTOR	A-B4L2504	AA003DC4	RESISTOR	A-B4L2502

LOC. TYPE  
A-B4L2 6802

SAR TAR AND Y BUS ASSEMBLERS		D
BITS 0.2-0.4		H
E.C. HISTORY	C. MACH. 27RNB	0
312922	FRAME	01
	IBM CORP. SDD	1
DATE	LAST EC	030
04-07-76	314419	
	P.N. 1750220	

- + ALU ADD CONTROL BYTE 0 — CA004EJ6 — 2
- + T2+T3 SET Z-REG BYTE 0 — CC006FG2 — 7
- Z BUS BITS 0.0-0.7 SELECT 2 — DG976CB2 — 12
- + ALU 0 EXCLUSIVE OR BIT 0.2 — DH008ED2 — 17
- ALU 0 SUM BIT 0.2 — DH008FF2 — 22
- ALU 1 SUM BIT 0.2 — DH008GM2 — 27
- + ALU 0 EXCLUSIVE OR BIT 0.3 — DH009ED2 — 32
- ALU 0 SUM BIT 0.3 — DH009FF2 — 37
- ALU 1 SUM BIT 0.3 — DH009GM2 — 42
- + ALU 0 EXCLUSIVE OR BIT 0.4 — DH010ED2 — 47
- ALU 0 SUM BIT 0.4 — DH010FF2 — 52
- ALU 1 SUM BIT 0.4 — DH010GM2 — 57
- Z BUS BITS 0.2-0.4 SELECT A — DH016GL6 — 62
- ALU 0 SUM BIT 1.2 — DL008FF2 — 67
- ALU 0 SUM BIT 1.3 — DL009FF2 — 72
- ALU 0 SUM BIT 1.4 — DL010FF2 — 77



- 126 - ALU ADD CONTROL BYTE 0 — DH016-AC2
- 212 - Z REG BIT 0.2 — DB2  
LDH002 LDH003 LDH011
- 219 - Z REG BIT 0.3 — DB7  
LDH002 LDH003 LDH011
- 237 - Z REG BIT 0.4 — FJ2  
LDH002 LDH003 LHC11
- 213 - Z BUS BIT 0.2 — GB6  
LCK002 LCR001 LCU010 LCU014  
LCV001 LDG976 LDN001
- 215 + OUTBUS BIT 0.2 — AA001-GC2
- 220 - Z BUS BIT 0.3 — GF6  
LCK002 LCR003 LCR001 LCV001  
LDG976 LDN002
- 222 + OUTBUS BIT 0.3 — AA001-GG2
- 238 - Z BUS BIT 0.4 — GK6  
LCK002 LCR001 LCR006 LCV001  
LDG976 LDN002
- 240 + OUTBUS BIT 0.4 — AA001-GL2
- 304 - Z BUS BITS 0.2-0.4 ZERO DG974-GM6

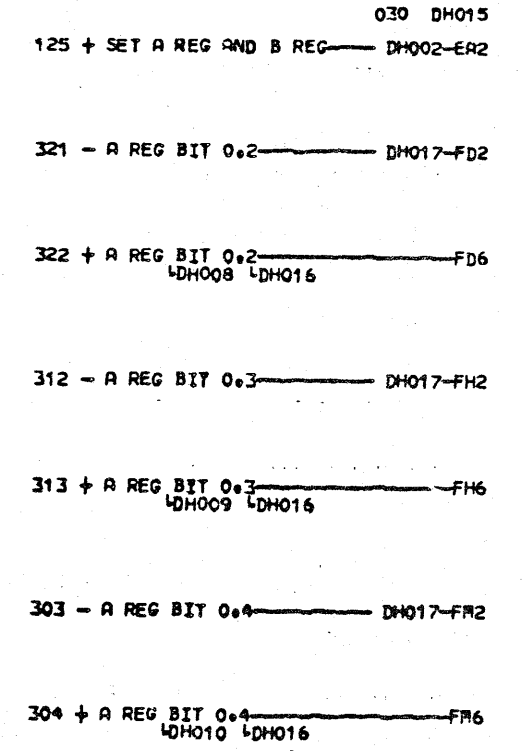



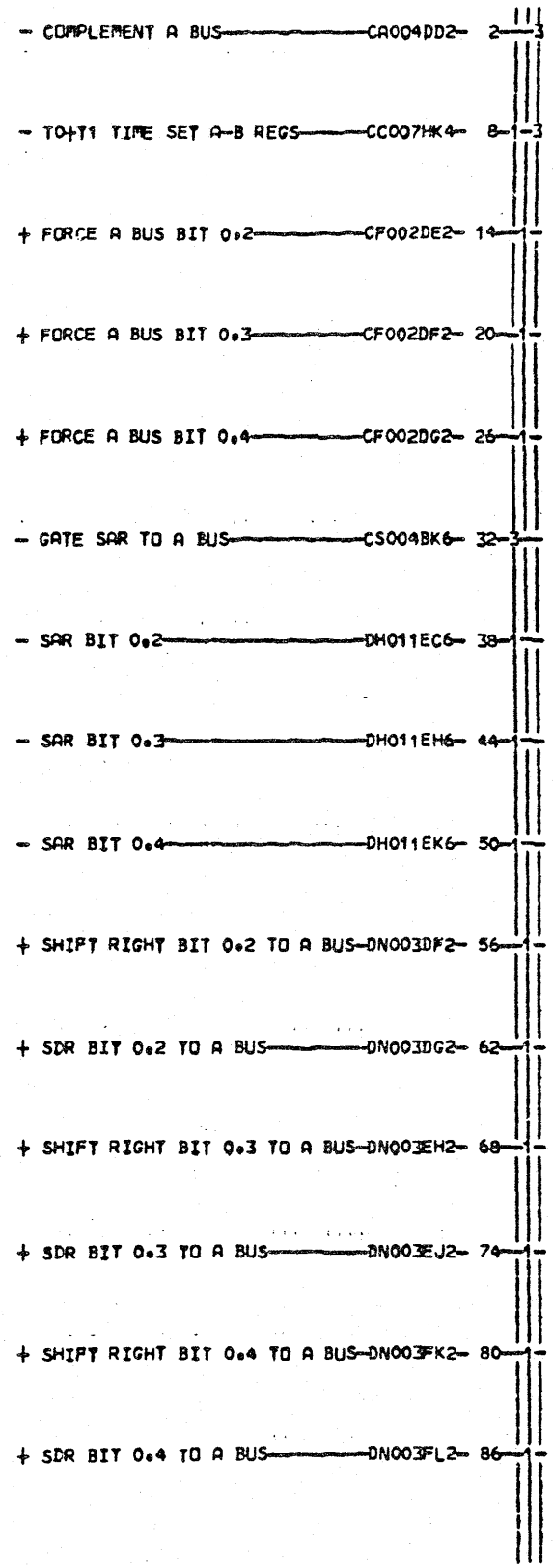
THIS PAGE IS FOR 3705-II ONLY.

EDGE CONN.  
 213 A-B4E1B13  
 01A-B3E6B04  
 215 A-B4U4B06  
 220 A-B4E1C11  
 01A-B3E6C02  
 222 A-B4U4B08  
 238 A-B4E1C13  
 01A-B3E6C04  
 240 A-B4U4B09

LOC. TYPE  
 A-B4L2 6802

DH014  
 030 SIM TO PN 5997702 EC 310268

ALU 0 ALU 1 AND Z REG  
 BITS 0.2-0.4  
 -E.C.-HISTORY-D MACH.27RNB  
 312922  
 314419  
 DATE LAST EC 10-06-76 315053  
 FRAME 01  
 IBM CORP.SDD DH014  
 P.N. 1750221 030



030 DH015

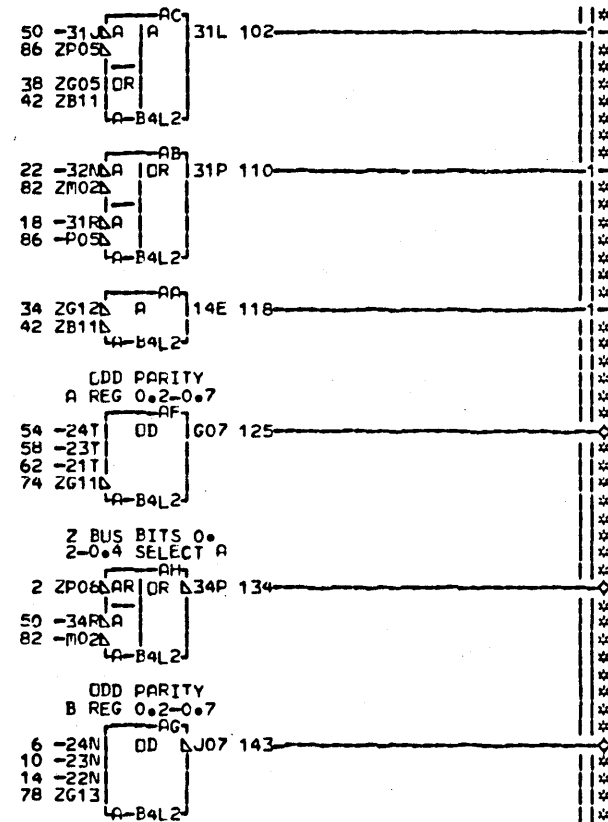
THIS PAGE IS FOR 3705-II ONLY.

LOC. TYPE  
A-B4L2 6802

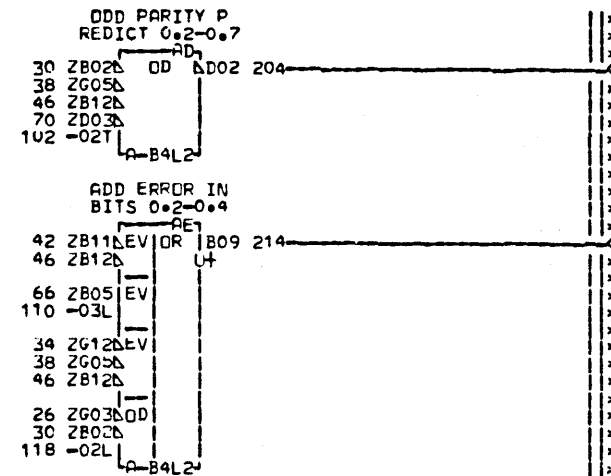
DH015  
030 SIM TO PN 5997703 EC 310268

A BUS ASSEMBLER		D-MACH.27RNB	
BITS 0.2-0.4		E.C. HISTORY	
312922	314419	FRAME 01	
DATE LAST EC	10-06-76 315053	IBM CORP. SDD	DH015
		P.N. 1750222	030

- CREGS LD TO HI CA003HL2- 2-1  
 + B REG BIT 0.2 TO ALU 0 DH002FJ2- 6-1  
 + B REG BIT 0.3 TO ALU 0 DH002FL2- 10-1  
 + B REG BIT 0.4 TO ALU 0 DH002FN2- 14-1  
 + ALU 0 CARRY BIT 0.2 DH008DA6- 18-1  
 + ALU 1 CARRY BIT 0.2 DH008EG6- 22-1  
 - ALU 0 SUM BIT 0.2 DH008FF2- 26-1  
 - ALU 1 SUM BIT 0.2 DH008GM2- 30-2  
 - ALU 0 SUM BIT 0.3 DH009FF2- 34-1  
 - ALU 1 SUM BIT 0.3 DH009GM2- 38-2  
 - ALU 0 SUM BIT 0.4 DH010FF2- 42-2  
 - ALU 1 SUM BIT 0.4 DH010GM2- 46-3  
 - ALU ADD CONTROL BYTE 0 DH014AC2- 50-2  
 + A REG BIT 0.2 DH015FD6- 54-1  
 + A REG BIT 0.3 DH015FH6- 58-1  
 + A REG BIT 0.4 DH015FM6- 62-1  
 + CARRY LA FROM BITS 0.2-0.4 DH017DD6- 66-1  
 - ODD PARITY PREDICT 0.5-0.7 DJ016DFB- 70-1  
 - ODD PARITY A REG BIT 0.5-0.7 DJ016FA2- 74-1  
 + ODD PARITY B REG 0.5-0.7 DJ016FD2- 78-1  
 - CARRY LA FROM BITS 0.5-0.7 DJ017DD2- 82-2  
 + CARRY LA FROM BITS 0.5-0.7 DJ017DD6- 86-2



LCC TYPE  
A-B4L2 6802



000 DH016

204 - ODD PARITY PREDICT 0.2-0.7 DFB  
 4DG976  
 214 + ADD ERROR IN BITS 0.2-0.4 DJ6  
 4DG976  
 125 + ODD PARITY A REG 0.2-0.7 FA2  
 4DG974  
 143 - ODD PARITY B REG 0.2-0.7 FD2  
 4DG974  
 134 - Z BUS BITS 0.2-0.4 SELECT A GL6  
 4DH014

- B REG BIT 0.2 - DH002DH2 - 2-32

- B REG BIT 0.3 - DH002DH5 - 12-32


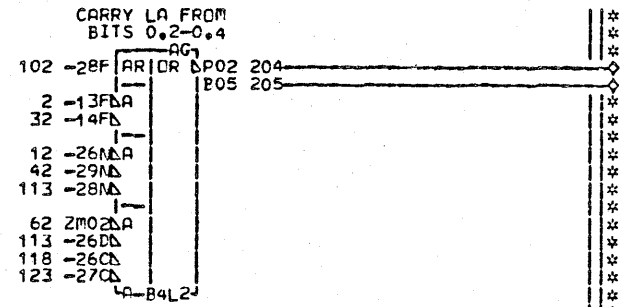
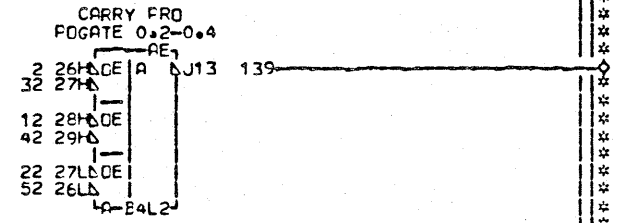
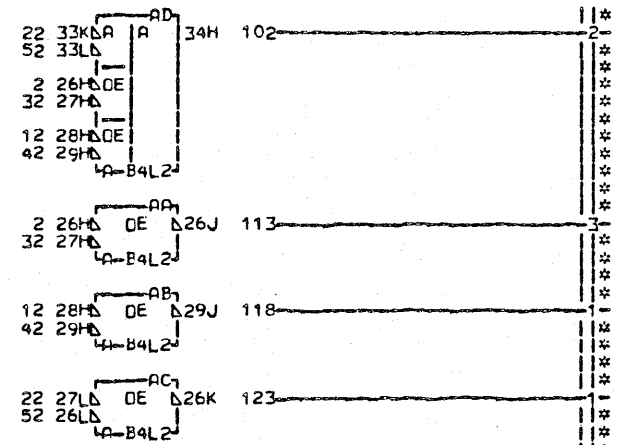
- B REG BIT 0.4 - DH002DH8 - 22-32

- A REG BIT 0.2 - DH015FD2 - 32-32

- A REG BIT 0.3 - DH015FH2 - 42-32

- A REG BIT 0.4 - DH015FM2 - 52-32

- CARRY LA FROM BITS 0.5-0.7 - DJ017UD2 - 62-32



000 DH017

139 - CARRY PROPAGATE 0.2-0.4 DG977-CJ6

232 - CARRY GENERATE 0.2-0.4 DG977-DB2

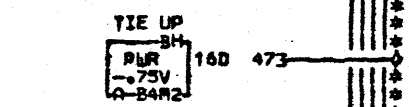
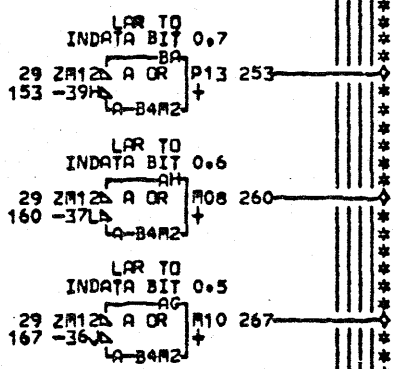
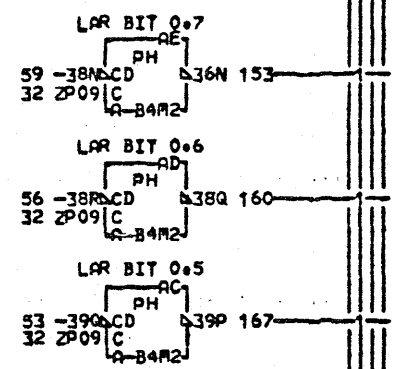
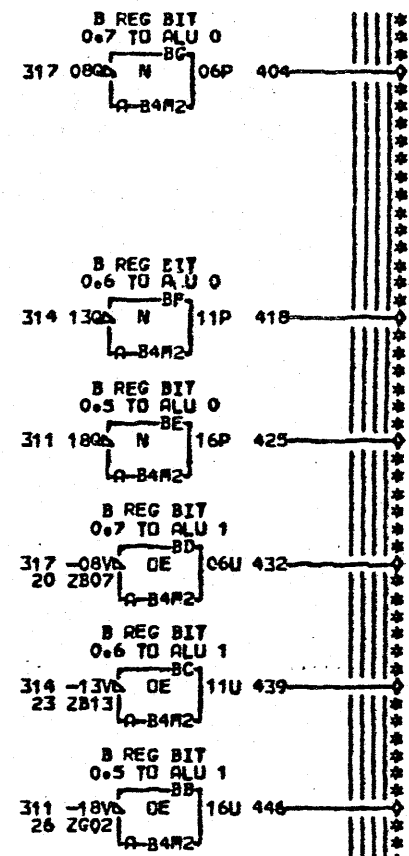
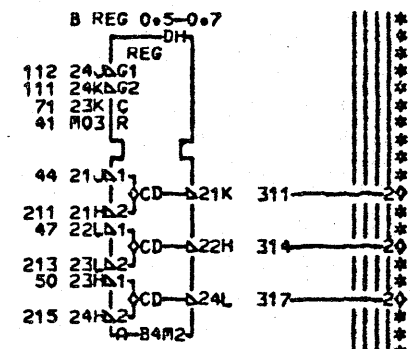
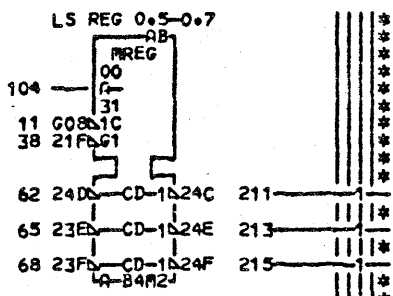
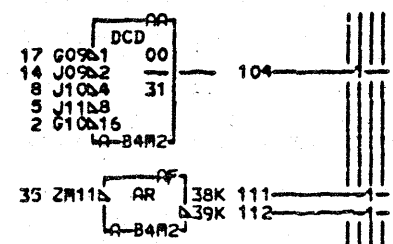
204 - CARRY LA FROM BITS 0.2-0.4 - DD2  
DG976 DG977

205 + CARRY LA FROM BITS 0.2-0.4 - DD6  
DG976 DG977

LCC TYPE  
A-B4L2 6802



- SELECT LS REG GRP 1+2 - CC006AU4 - 2
- SELECT LS REG GRP 1+3 - CC006AV4 - 5
- SELECT LS REG BIT 0+1+2+3 - CC006AW4 - 8
- WRITE LS - CC006BJ4 - 11
- SELECT LS REG 0+1+4+5 - CC006BK4 - 14
- SELECT LS REG BIT 0+2+4+6 - CC006BL4 - 17
- + FORCE ERROR IN BIT 7 - CK002DA2 - 20
- + FORCE ERROR IN BIT 6 - CK002DB2 - 23
- + FORCE ERROR IN BIT 5 - CK002DC2 - 26
- GATE INPUT 74 - CQ004PJ6 - 29
- + SET LAR - CS001DM2 - 32
- GATE Y BUS TO B REG - CS004ED2 - 35
- SELECT FLOAT - DJ002002 - 38
- FLOAT - DJ002004 - 41
- Y BUS BIT 0.5 - DJ011DC4 - 44
- Y BUS BIT 0.6 - DJ011DH4 - 47
- Y BUS BIT 0.7 - DJ011DL4 - 50
- SAR BIT 0.5 - DJ011EC6 - 53
- SAR BIT 0.6 - DJ011EH6 - 56
- SAR BIT 0.7 - DJ011EK6 - 59
- Z REG BIT 0.5 - DJ014FB2 - 62
- Z REG BIT 0.6 - DJ014FB7 - 65
- Z REG BIT 0.7 - DJ014FK2 - 68
- + SET A REG AND B REG - DJ015EA2 - 71

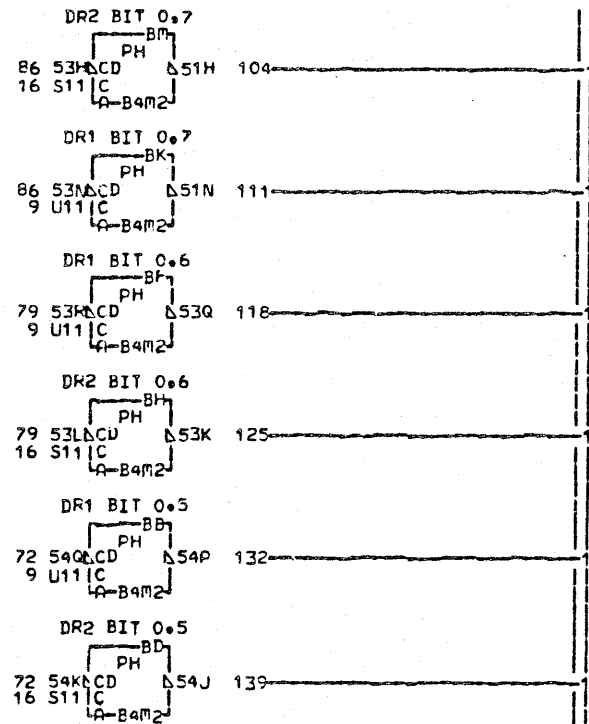


- 030 DJ002
- 311 - B REG BIT 0.5 - DJ017-DH2
- 314 - B REG BIT 0.6 - DJ017-DH5
- 317 - B REG BIT 0.7 - DJ017-DH8
- 267 + LAR TO INDATA BIT 0.5 - CU011-EB2
- 260 + LAR TO INDATA BIT 0.6 - CI011-ED2
- 253 + LAR TO INDATA BIT 0.7 - CU011-EF2
- 446 + B REG BIT 0.5 TO ALU 1 - DJ008-EJ2
- 439 + B REG BIT 0.6 TO ALU 1 - DJ009-EL2
- 432 + B REG BIT 0.7 TO ALU 1 - DJ010-EN2
- 425 + B REG BIT 0.5 TO ALU 0 - FJ2  
LDJ008 LDJ016
- 418 + B REG BIT 0.6 TO ALU 0 - FL2  
LDJ009 LDJ016
- 404 + B REG BIT 0.7 TO ALU 0 - FN2  
LDJ010 LDJ016
- 473 + TIE UP - GP4  
LDJ003 LDJ010

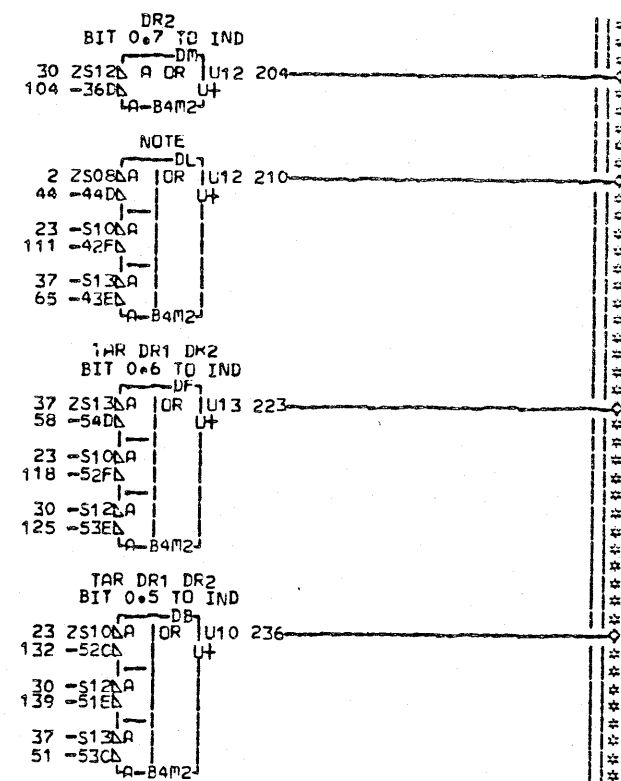
LOC. TYPE  
A-C4M2 6802

- GATE TAR TO Y BUS CS004FJ2- 2-11  
 + SET DR1 CS007FC6- 9-3  
 + SET DR2 CS007FD6- 16-3  
 - GATE DISP REG 1 TO IND CU001EK6- 23-3  
 - GATE DISPL REG 2 TO IND CU001EL6- 30-3  
 - GATE TAR TO IND CU001EM6- 37-3  
 + TIE UP DJ002GF4- 44-1  
 - TAR BIT 0.5 DJ011AC6- 51-1  
 - TAR BIT 0.6 DJ011AG6- 58-1  
 - TAR BIT 0.7 DJ011AF6- 65-1  
 - Z REG BIT 0.5 DJ014FB2- 72-2  
 - Z REG BIT 0.6 DJ014FB7- 79-2  
 - Z REG BIT 0.7 DJ014FK2- 86-2

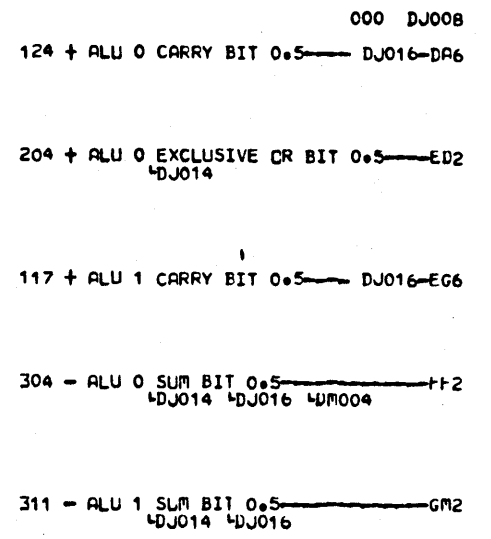



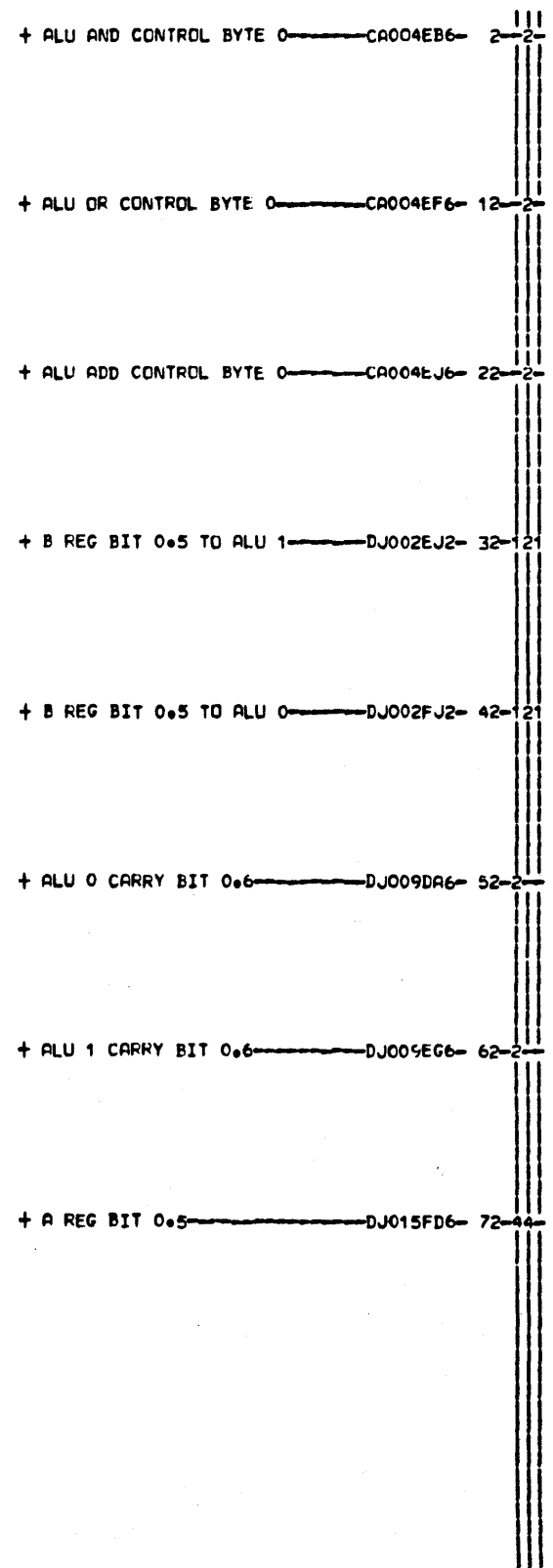
NOTE THIS 3A0 IS USED AS A 2AL.



LDC TYPE A-B4M2 6602



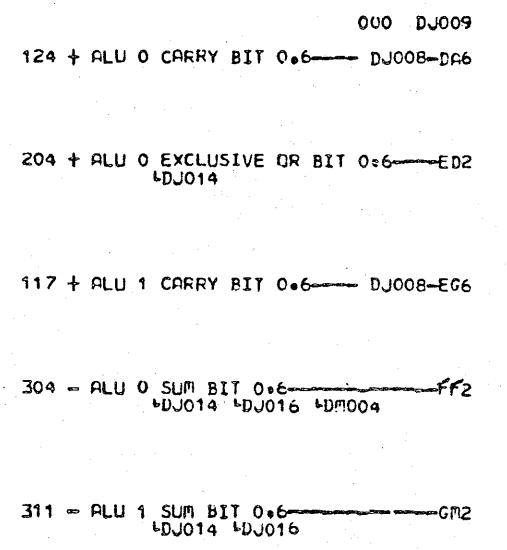



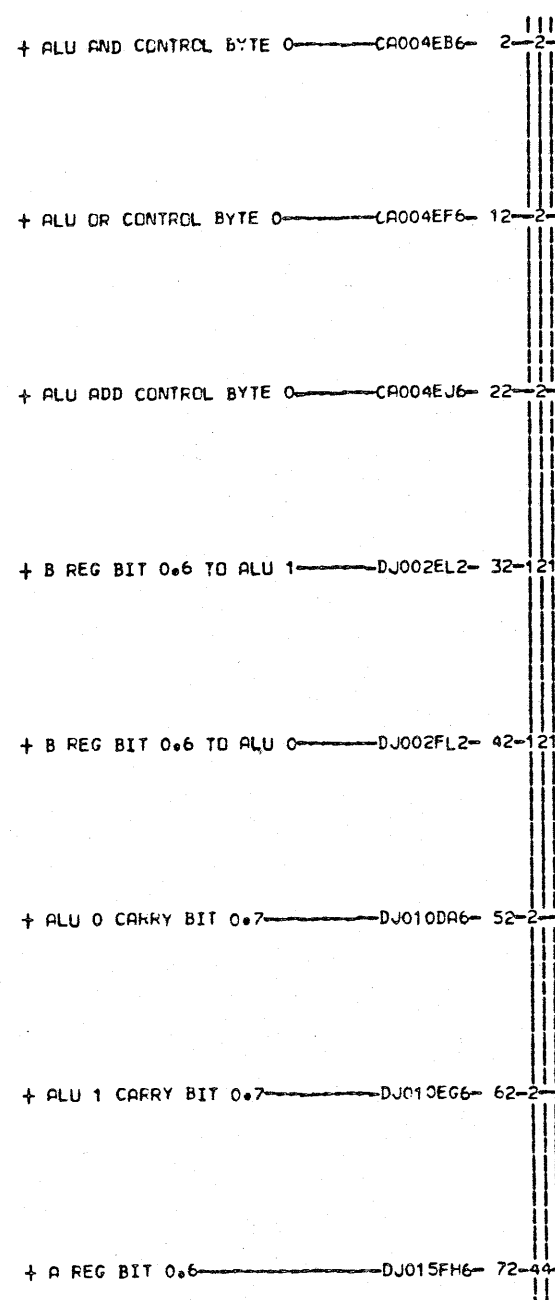
000 DJ003  
 236 + TAR DR1 DR2 BIT 0.5 TO IND DB2 AP013  
 223 + TAR DR1 DR2 BIT 0.6 TO IND DF2 AP013  
 210 + TAR DR1 BIT 0.7 TO IND AP013-DL2  
 204 + DR2 BIT 0.7 TO IND AP013-DR2



LUC. TYPE  
F-B4F2 6602

DJ008  
000

ALU 0 AND ALU 1 BIT 0.5	
F-C-HISTORY 309521C 309538	D-MACH-27RNB FRAPE 01 IBM CORP-SDD P.N. 5997708
DATE 04-19-72	LAST EC 309545
	DJ008 000



LCC TYPE  
A-B4M2 6602

ALU 0 AND ALU 1 BIT 0.6	
E.C. HISTORY 309521C 309538	B. MACH. 27FNB FRAP 01 IEP. CRP. SDD
DATE LAST EC 04-15-72 309545	P. No. 5997709

DJ009  
000

+ ALU AND CONTROL BYTE 0 — CA004EB6 — 2-2

+ ALU OR CONTROL BYTE 0 — CA004EF6 — 12-2

+ ALU ADD CONTROL BYTE 0 — CA004EJ6 — 22-2




+ B REG BIT 0-7 TO ALU 1 — DJ002EN2 — 32-121

+ B REG BIT 0-7 TO ALU 0 — DJ002FN2 — 42-121

+ TIE UP — DJ002GF4 — 52-2

- FLOAT — DJ010001 — 62-2

+ A REG BIT 0-7 — DJ015FM6 — 72-44



000 DJ010

124 + ALU 0 CARRY BIT 0-7 — DJ009-DA6

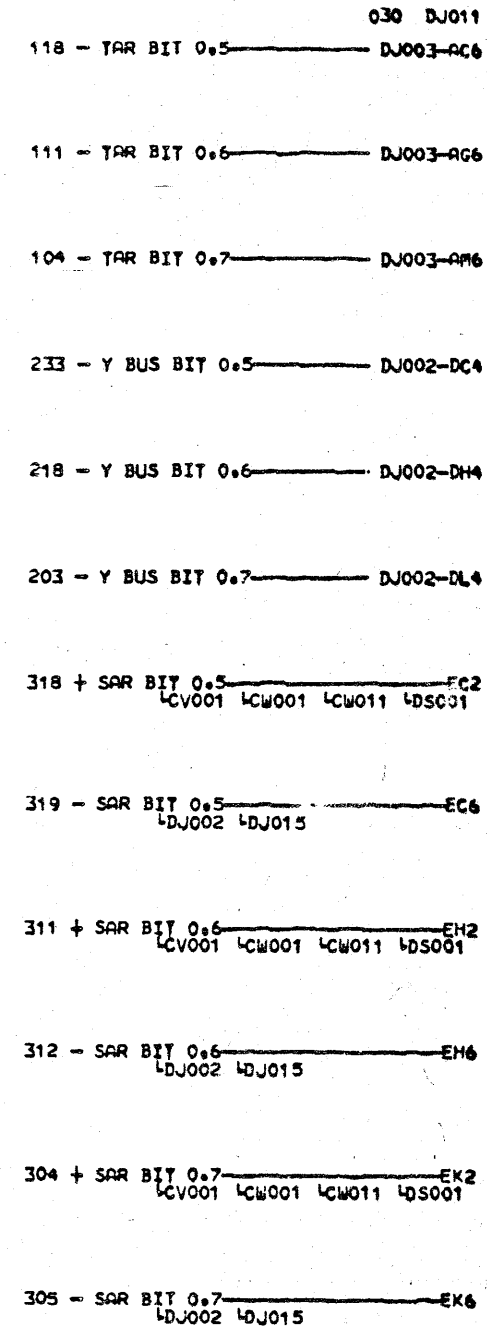

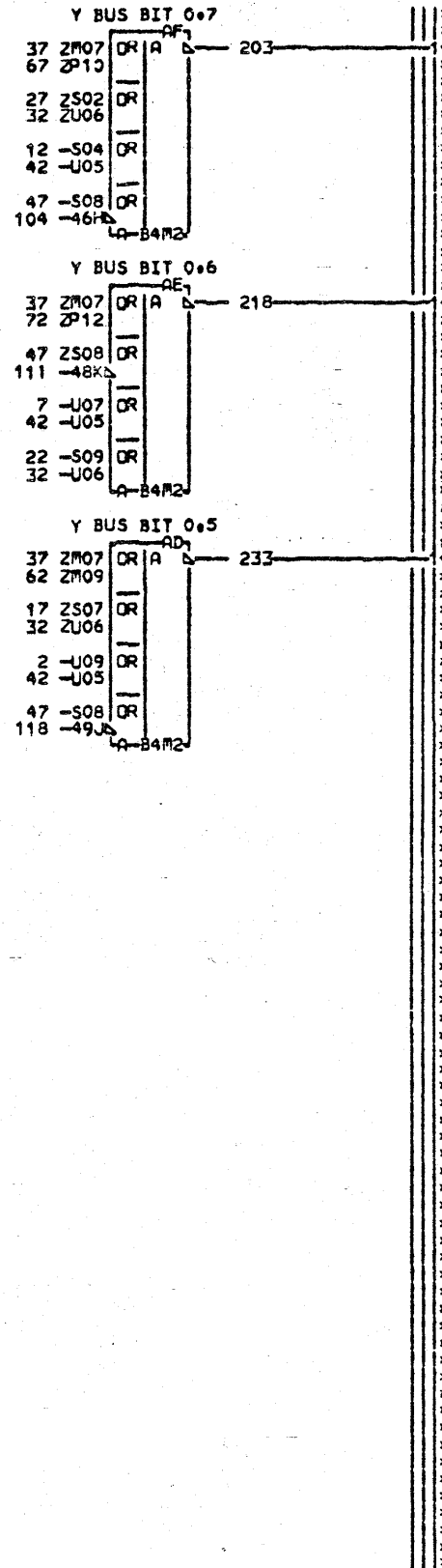

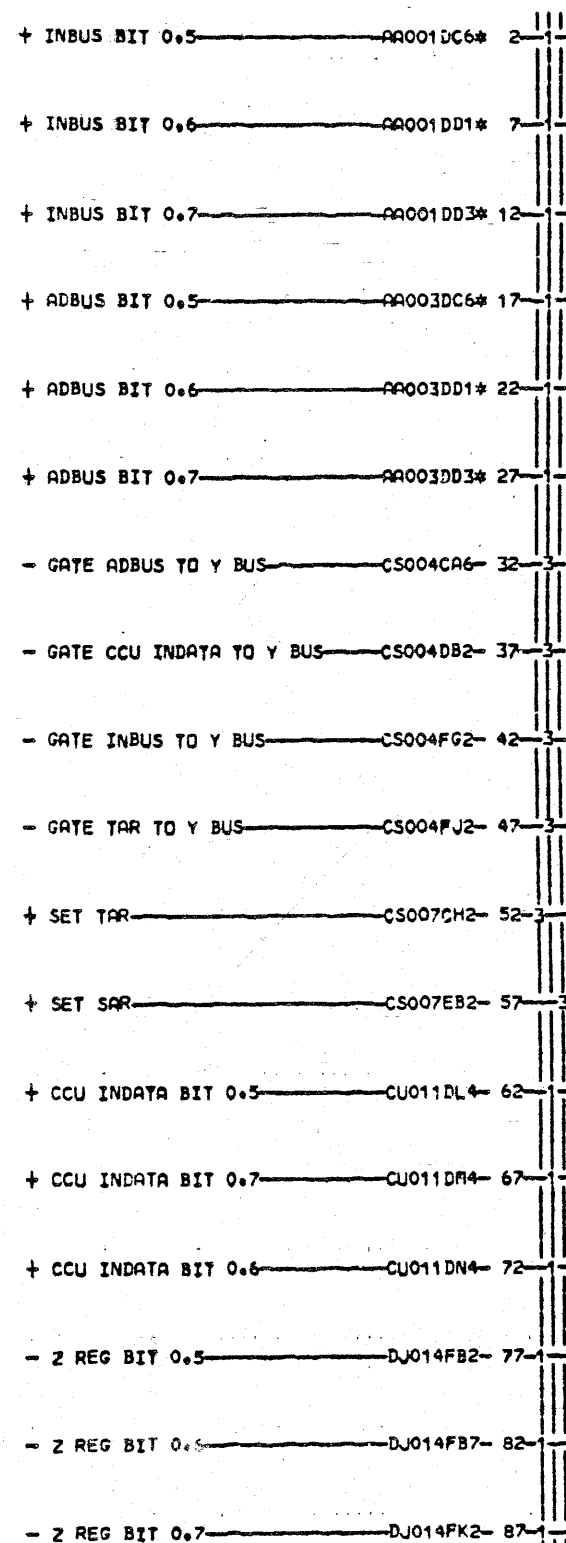
217 + ALU 0 EXCLUSIVE OR BIT 0-7 — ED2  
DJ014

117 + ALU 1 CARRY BIT 0-7 — DJ009-EG6

311 - ALU 0 SUM BIT 0-7 — FF2  
DJ014 DJ016 DJM004

304 - ALU 1 SUM BIT 0-7 — GM2  
DJ014 DJ016

LDC. TYPE  
A-B4F2 6802



THIS PAGE IS FOR 3705-II ONLY.


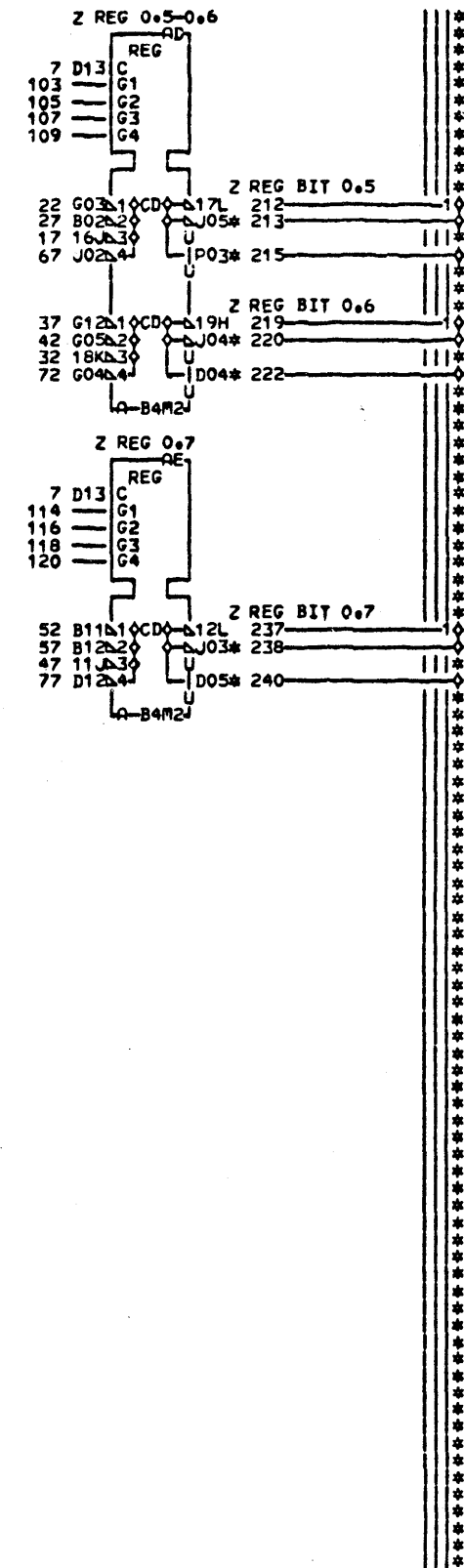

EDGE CONN. A-B4M2S09  
 2 RESISTOR 27 RESISTOR  
 A-B4M2U09 A-B4M2S02  
 7 RESISTOR  
 A-B4M2U07  
 12 RESISTOR  
 A-B4M2S04  
 17 RESISTOR  
 A-B4M2S07  
 22 RESISTOR

LOC. TYPE  
 A-B4M2 6802

DJ011  
 030 SIM TO PN 5997711 EC 310268

SAR TAR AND Y BUS ASSEMBLERS	
BITS 0.5-0.7	
E.C. HISTORY — D MACH. 27RNB	
312922	FRAME 01
314419	IBN CORP. SDD DJ011
DATE LAST EC	P.N. 1750223 030
10-06-76 315053	

+ ALU ADD CONTROL BYTE 0 — CA004EJ6 — 2-11  
 + T2+T3 SET Z-REG BYTE 0 — CC006FG2 — 7-2  
 - Z BUS BITS 0.0-0.7 SELECT 2 — DG976CB2 — 12-2  
 + ALU 0 EXCLUSIVE OR BIT 0.5 — DJ008ED2 — 17  
 - ALU 0 SUM BIT 0.5 — DJ008FF2 — 22  
 - ALU 1 SUM BIT 0.5 — DJ008GM2 — 27  
 + ALU 0 EXCLUSIVE OR BIT 0.6 — DJ009ED2 — 32  
 - ALU 0 SUM BIT 0.6 — DJ009FF2 — 37  
 - ALU 1 SUM BIT 0.6 — DJ009GM2 — 42  
 + ALU 0 EXCLUSIVE OR BIT 0.7 — DJ010ED2 — 47  
 - ALU 0 SUM BIT 0.7 — DJ010FF2 — 52  
 - ALU 1 SUM BIT 0.7 — DJ010GM2 — 57  
 - Z BUS BITS 0.5-0.7 SELECT A — DJ016GL6 — 62-2  
 - ALU 0 SUM BIT 1.5 — DM008FF2 — 67  
 - ALU 0 SUM BIT 1.6 — DM009FF2 — 72  
 - ALU 0 SUM BIT 1.7 — DM010FF2 — 77



030 DJ014

126 - ALU ADD CONTROL BYTE 0 — DJ016-AC2  
 212 - Z REG BIT 0.5 — FB2  
 DJ002 DJ003 DJ011  
 219 - Z REG BIT 0.6 — FB7  
 DJ002 DJ003 DJ011  
 237 - Z REG BIT 0.7 — FK2  
 DJ002 DJ003 DJ011  
 213 - Z BUS BIT 0.5 — GB6  
 QCK002 LCR001 LCU014 LCV001  
 LCX009 LCG976 LDP991  
 215 + OUTBUS BIT 0.5 — AR001-GC2  
 220 - Z BUS BIT 0.6 — GF6  
 QCK002 LCR001 LCU014 LCV001  
 LCX009 LCG976 LDP991  
 222 + OUTBUS BIT 0.6 — AR001-GG2  
 238 - Z BUS BIT 0.7 — GK6  
 QCK002 LCR001 LCU014 LCV001  
 LCX009 LCG976 LDP992  
 240 + OUTBUS BIT 0.7 — AR001-GL2  
 304 - Z REG BITS 0.5-0.7 ZERO DG974-GM6

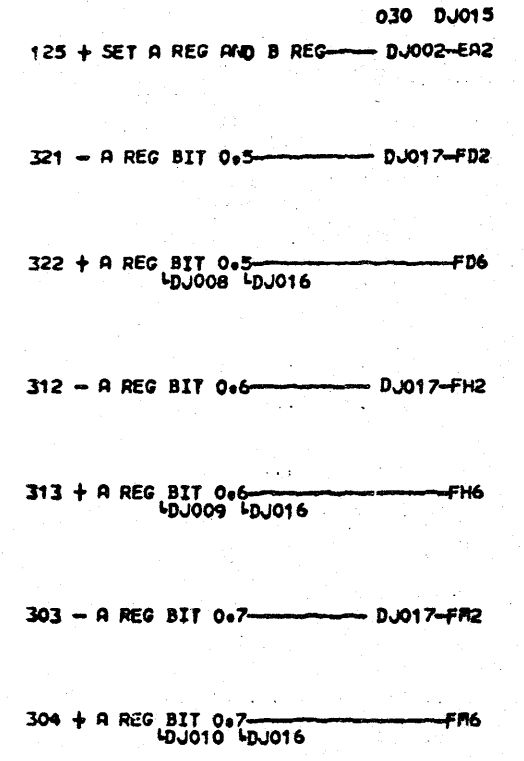



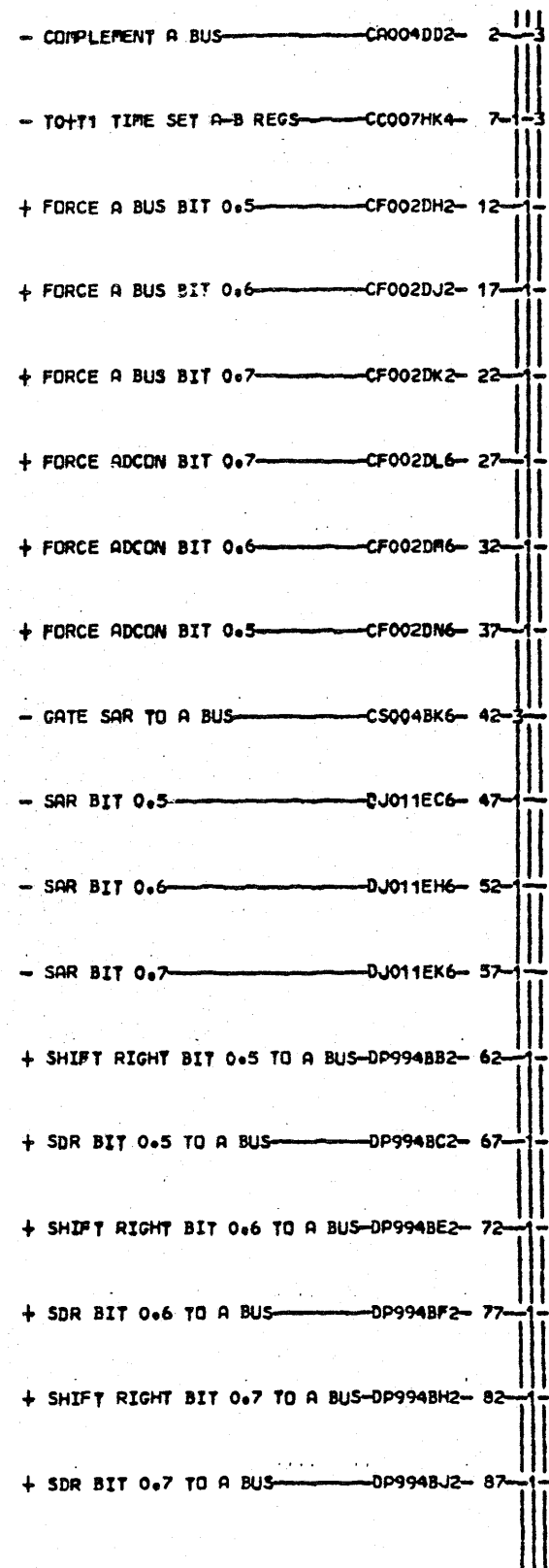
THIS PAGE IS FOR 3705-II ONLY.

EDGE CONN.  
 213 A-B4E1D11  
 01A-B3E6D02  
 215 A-B4U4B10  
 220 A-B4E1D13  
 01A-B3E6D04  
 222 A-B4U4B12  
 238 A-B4E1E11  
 01A-B3E6E02  
 240 A-B4U4B13

LOC. TYPE  
 A-B4M2 6802

DJ014  
 030 SIM TO PN 5997712 EC 310268

ALU 0 ALU 1 AND Z REG BITS 0.5-0.7	
E.C. HISTORY	D MACH. 27RNB
312922	
314419	FRAME 01
DATE LAST EC	IBM CORP. SDD DJ014
10-06-76 315053	P. No. 1750224 030



030 DJ015

THIS PAGE IS FOR 3705-II ONLY.

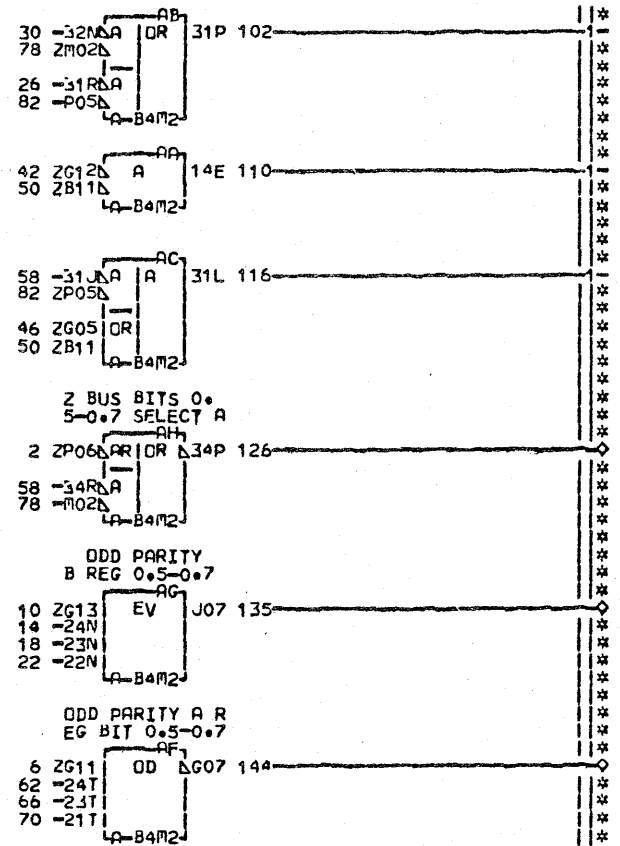
LOC. TYPE  
A-CAM2 6802

DJ015  
030 SIM TO PN 5997713 EC 310268

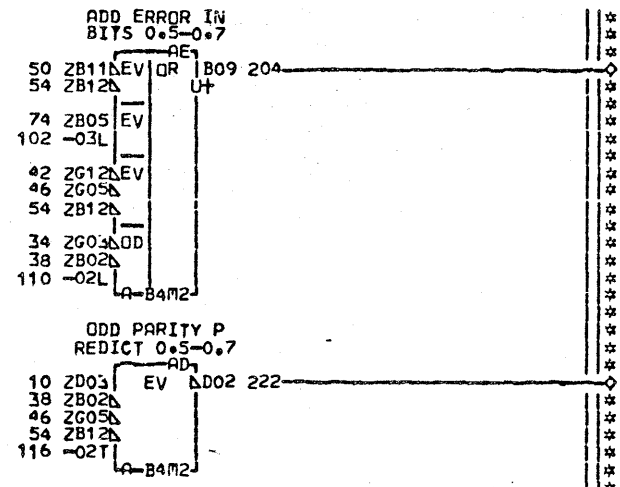
A BUS ASSEMBLER		MACH. 27RNB	
BITS 0.5-0.7		D	
E.C. HISTORY		FRAME 01	
312922		IBM CORP. SDD	
314419		DJ015	
DATE	LAST EC	P.N.	1750225
10-06-76	315053		030



- CROSS LD TO HI CA003HL2- 2-1  
 + FORCE A REG PARITY ERROR CK001GB2- 6-1  
 + BYTE 0 TIE UP DG002GF4- 10-1  
 + B REG BIT 0.5 TO ALU 0 DJ002FJ2- 14-1  
 + B REG BIT 0.6 TO ALU 0 DJ002FL2- 18-1  
 + B REG BIT 0.7 TO ALU 0 DJ002FN2- 22-1  
 + ALU 0 CARRY BIT 0.5 DJ008DA6- 26-1  
 + ALU 1 CARRY BIT 0.5 DJ008EG6- 30-1  
 - ALU 0 SUM BIT 0.5 DJ008FF2- 34-1  
 - ALU 1 SUM BIT 0.5 DJ008GM2- 38-2  
 - ALU 0 SUM BIT 0.6 DJ009FF2- 42-1  
 - ALU 1 SUM BIT 0.6 DJ009GM2- 46-2  
 - ALU 0 SUM BIT 0.7 DJ010FF2- 50-2  
 - ALU 1 SUM BIT 0.7 DJ010GM2- 54-3  
 - ALU ADD CONTROL BYTE 0 DJ014AC2- 58-2  
 + A REG BIT 0.5 DJ015FD6- 62-1  
 + A REG BIT 0.6 DJ015FH6- 66-1  
 + A REG BIT 0.7 DJ015FM6- 70-1  
 + CARRY LA FROM BITS 0.5-0.7 DJ017DD6- 74-1  
 - CARRY LA FROM BITS 1.0-1.4 DK977EG2- 78-2  
 + CARRY LA FROM BITS 1.0-1.4 DK977EG6- 82-2



LOC. TYPE  
A-B4M2 6802



000 DJ016  
 222 - ODD PARITY PREDICT 0.5-0.7 DF8  
 LDH016  
 204 + ADD ERROR IN BITS 0.5-0.7 DJ6  
 LDG976  
 144 - ODD PARITY A REG BIT 0.5-0.7 FA2  
 LDH016  
 135 + ODD PARITY B REG 0.5-0.7 FD2  
 LDH016  
 126 - 2 BUS BITS 0.5-0.7 SELECT A GL6  
 LDJ014

DJ016  
000

ALU CHECK	
BITS 0.5-0.7	
E.C. HISTORY	MACH. 3705IGAR
309521C	
309545	FRAME 01
DATE LAST EC	IBM CORP. SDD DJ016
02-05-73 310268	IP.N. 5997714 000

- B REG BIT 0.5 - DJ002DH2 - 2-32

- B REG BIT 0.6 - DJ002DH5 - 12-32

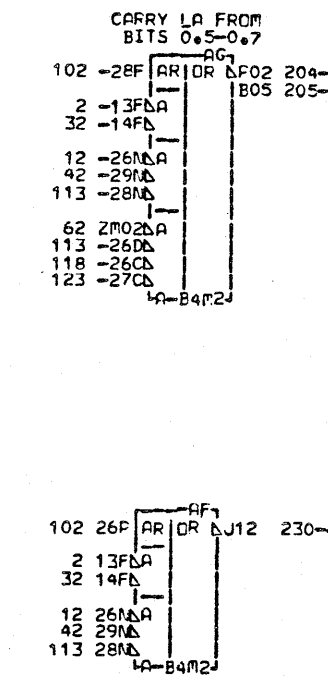
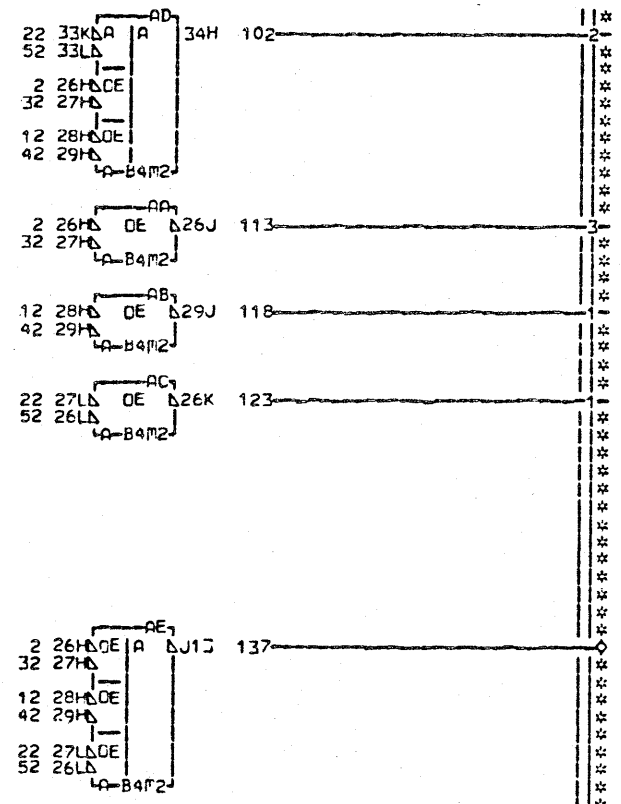
- B REG BIT 0.7 - DJ002DH8 - 22-3

- A REG BIT 0.5 - DJ015FD2 - 32-32

- A REG BIT 0.6 - DJ015FH2 - 42-32

- A REG BIT 0.7 - DJ015FM2 - 52-3

- CARRY LA FROM BITS 1.0-1.4 - DK977EG2 - 62



000 DJ017

137 UNUSED - CJ6

230 UNUSED - DB2

204 - CARRY LA FROM BITS 0.5-0.7 - DD2  
LDH016 LDH017

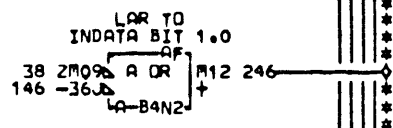
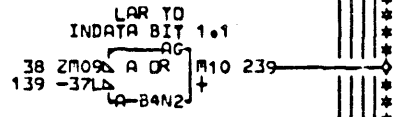
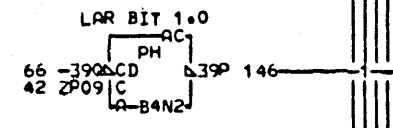
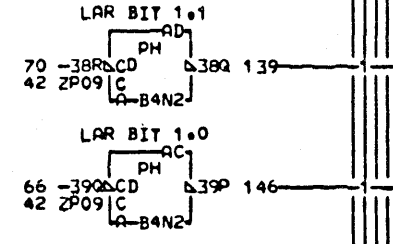
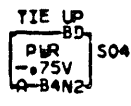

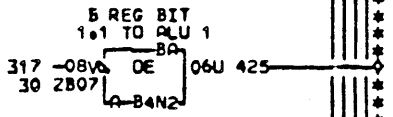
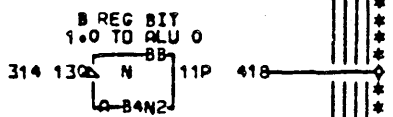
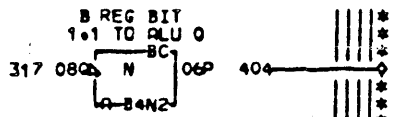
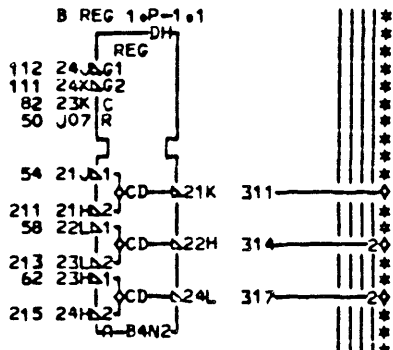
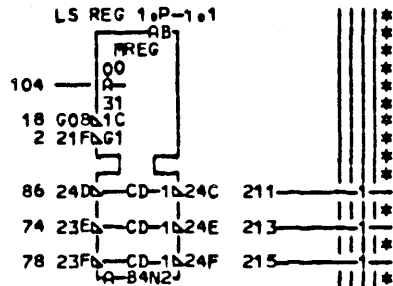
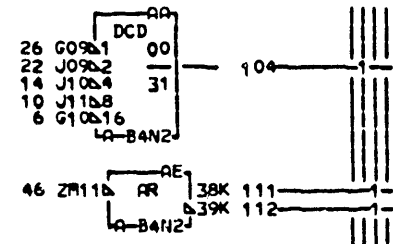
205 + CARRY LA FROM BITS 0.5-0.7 - DD6  
LDH016 LDJ016

LCC. TYPE  
B4M2 6802

3-BIT CARRY LEADER BITS 0.5-0.7	
E.C. HISTORY	BATCH 27RB
309521C	FRAME 01
DATE LAST EC	IBM CORP. SDD DJ017
04-19-72 309545	P.No. 5997715 000

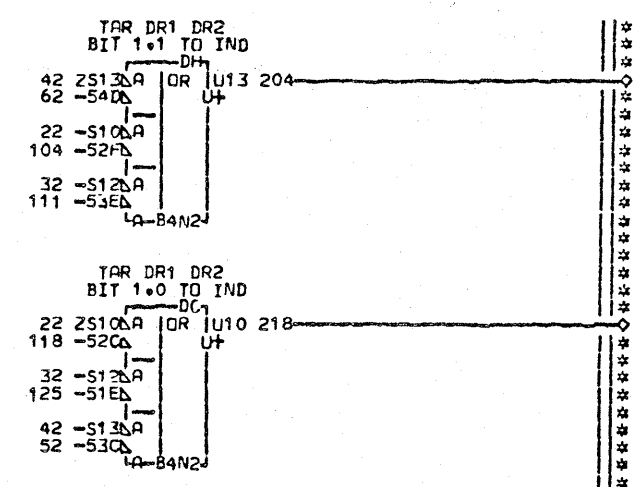
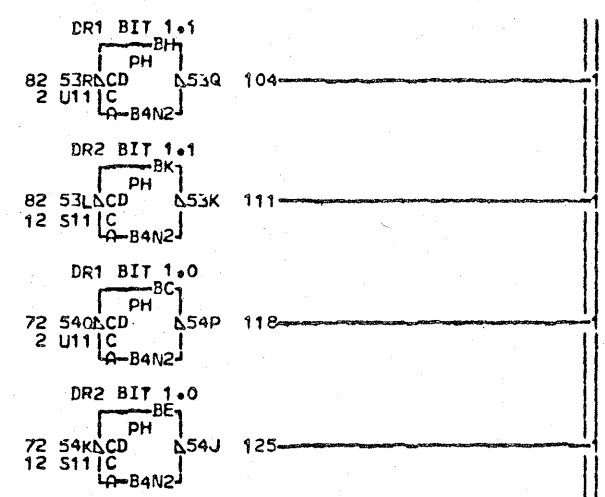
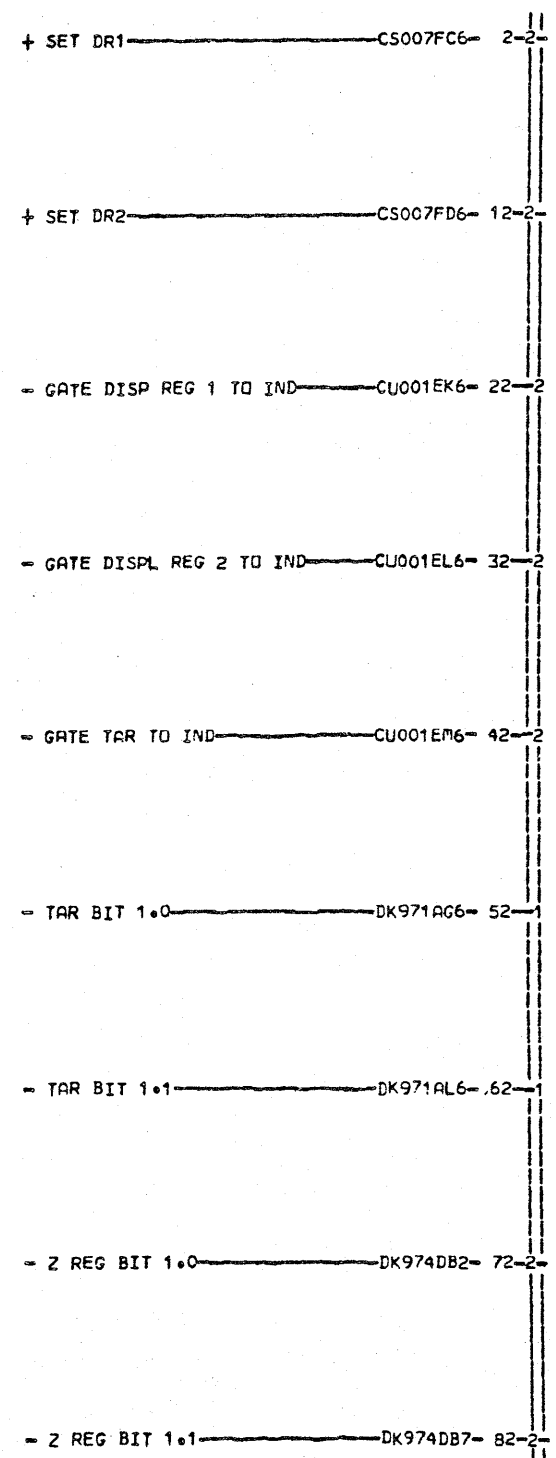
DJ017  
000

- FLOAT UNUSED - AU001GH2- 2
- SELECT LS REG GROUP 1+2 - CC006AU4- 6
- SELECT LS REG GROUP 1+3 - CC006AV4- 10
- SELECT LS REG BIT 0+1+2+3 - CC006AW4- 14
- WRITE LS - CC006AJ4- 18
- SELECT LS REG 0+1+4+5 - CC006BK4- 22
- SELECT LS REG BIT 0+2+4+6 - CC006BL4- 26
- + FORCE ERROR IN BIT 1 - CK002DK2- 30
- + FORCE ERROR IN BIT 0 - CK002DL2- 34
- GATE INPUT 74 - C0004FJ6- 38
- + SET LAR - CS001DM2- 42
- GATE Y BUS TO B REG - CS004ED2- 46
- FLOAT - DK002002- 50
- Y BUS BIT 1,P - DK971DB4- 54
- Y BUS BIT 1,0 - DK971DF4- 58
- Y BUS BIT 1,1 - DK971DK4- 62
- SAR BIT 1,0 - DK971EG6- 66
- SAR BIT 1,1 - DK971EL6- 70
- Z REG BIT 1,0 - DK974DB2- 74
- Z REG BIT 1,1 - DK974DB7- 78
- + SET A REG AND B REG - DK975EA2- 82
- Z BUS BIT 1,P - DK976BA2- 86



- 030 DK002
- 311 - B REG BIT 1,P - DM2 (DK974, DK976)
- 314 - B REG BIT 1,0 - DM5 (DK974, DK977)
- 317 - B REG BIT 1,1 - DK977-DM8
- 418 - B REG BIT 1,0 TO ALU 0 - CU012-EB2
- 425 - B REG BIT 1,1 TO ALU 1 - CU012-ED2
- 432 - B REG BIT 1,0 TO ALU 1 - DK008-EK2
- 425 - B REG BIT 1,1 TO ALU 1 - DK009-EM2
- 418 - B REG BIT 1,0 TO ALU 0 - DK008-FK2
- 404 - B REG BIT 1,1 TO ALU 0 - FM2 (DK009, DK974)
- 452 - TIE UP - GF4 (DK009, DK976, LDR006)

LOC. TYPE  
A-B4N2 6801

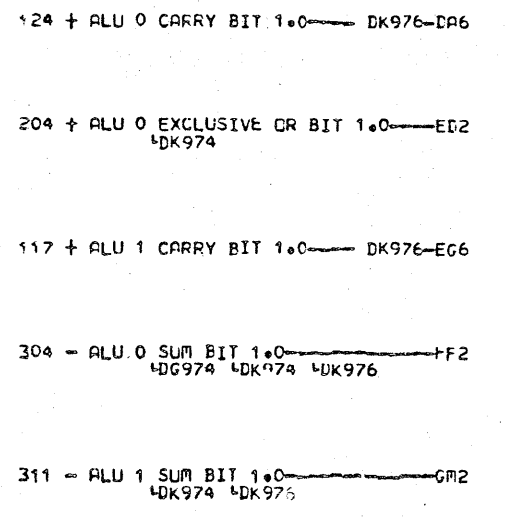



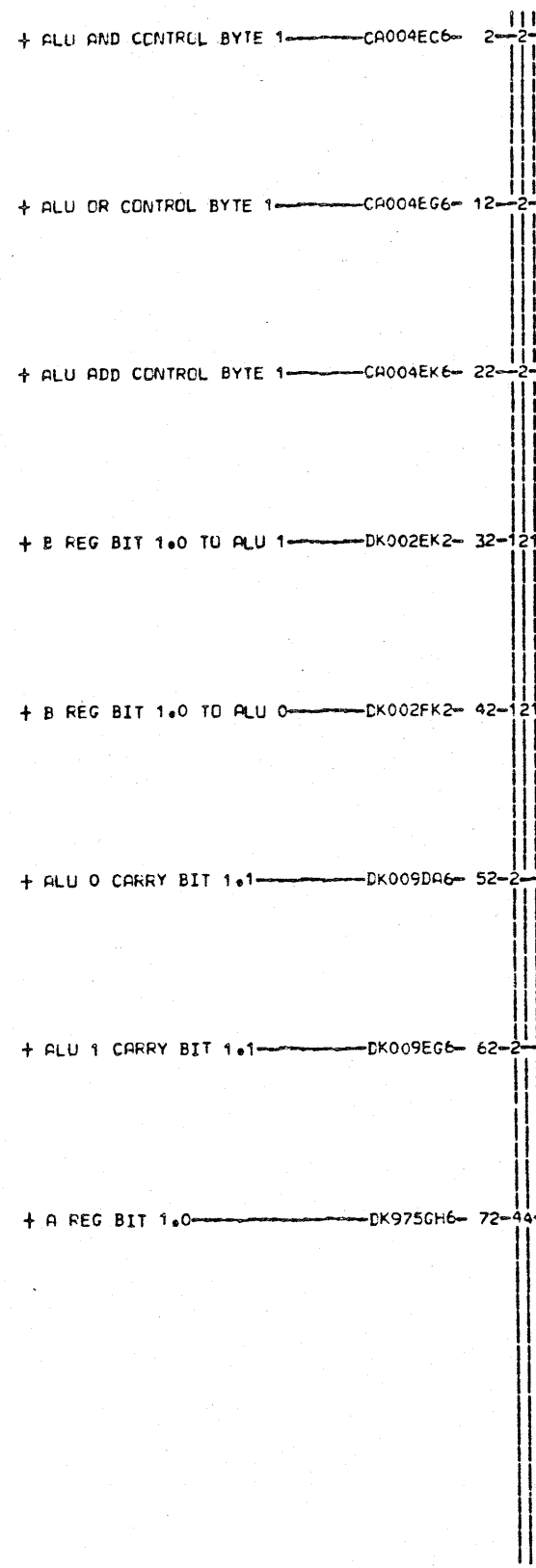


000 DK003  
 218 + TAR DR1 DR2 BIT 1.0 TO IND — DC2  
 LAP014  
 204 + TAR DR1 DR2 BIT 1.1 TO IND — DH2  
 LAP014

LUC. TYPE  
A-B4N2 6801

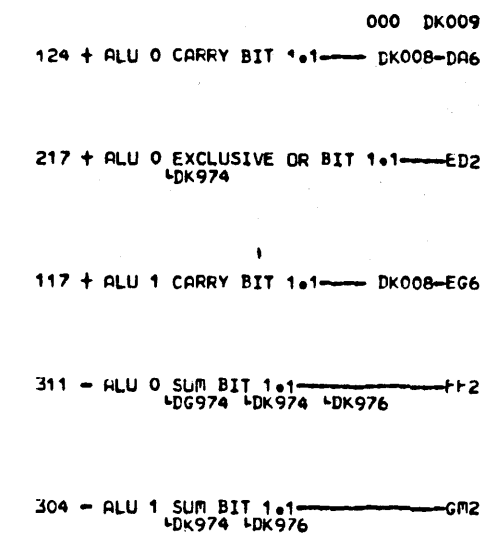



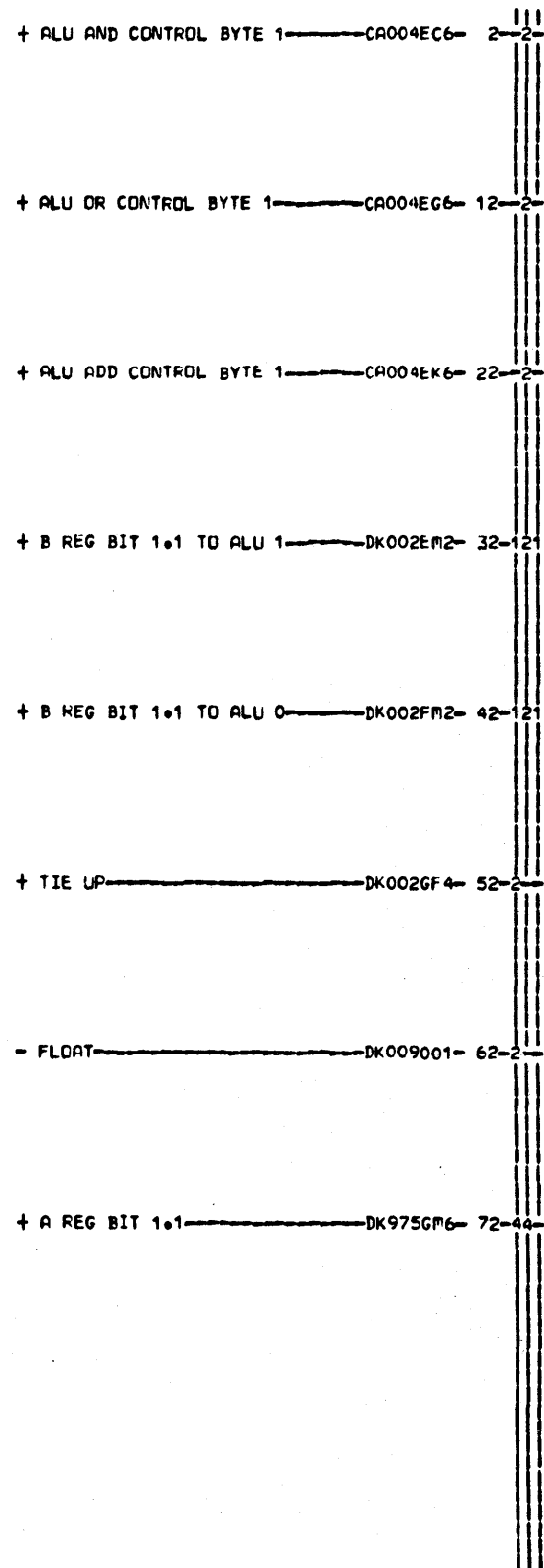
CCU DISPLAY REGISTERS 1 AND 2	
BITS 1.0 AND 1.1	
C. HISTORY	B. MACH. 3705IGAR
309521C	FRAME 01
309545	IBM CORP. SDD
DATE LAST EC	P.N. 5997717
02-08-73 310268	000

DK003  
000



LCC. TYPE  
A-B4N2 6601

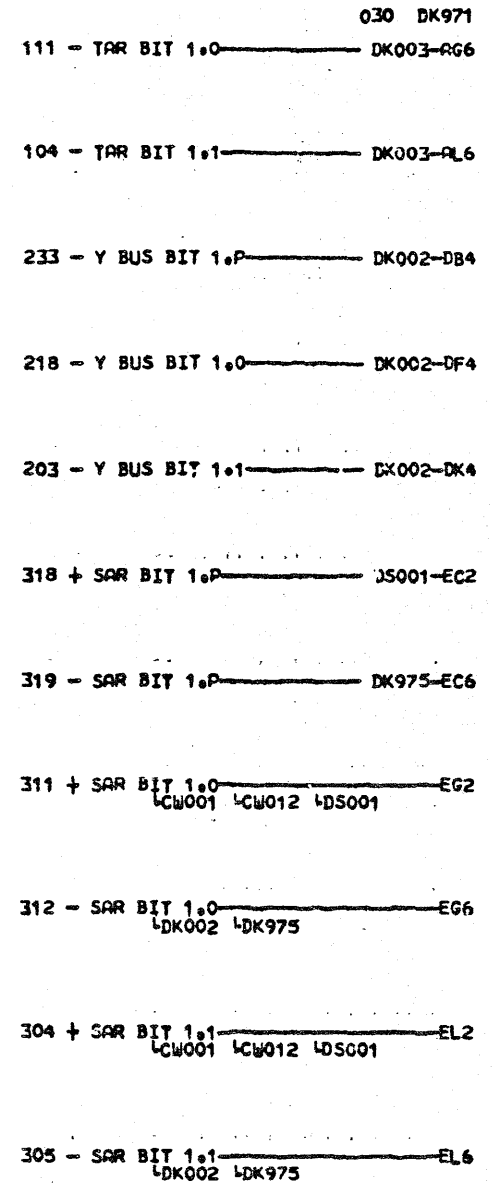

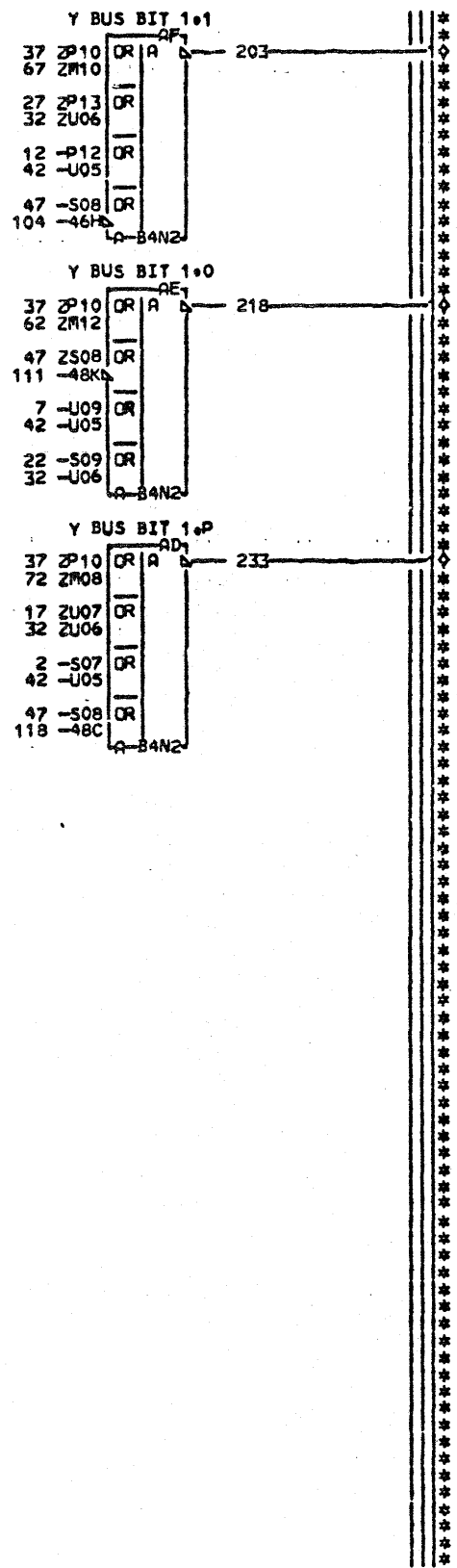

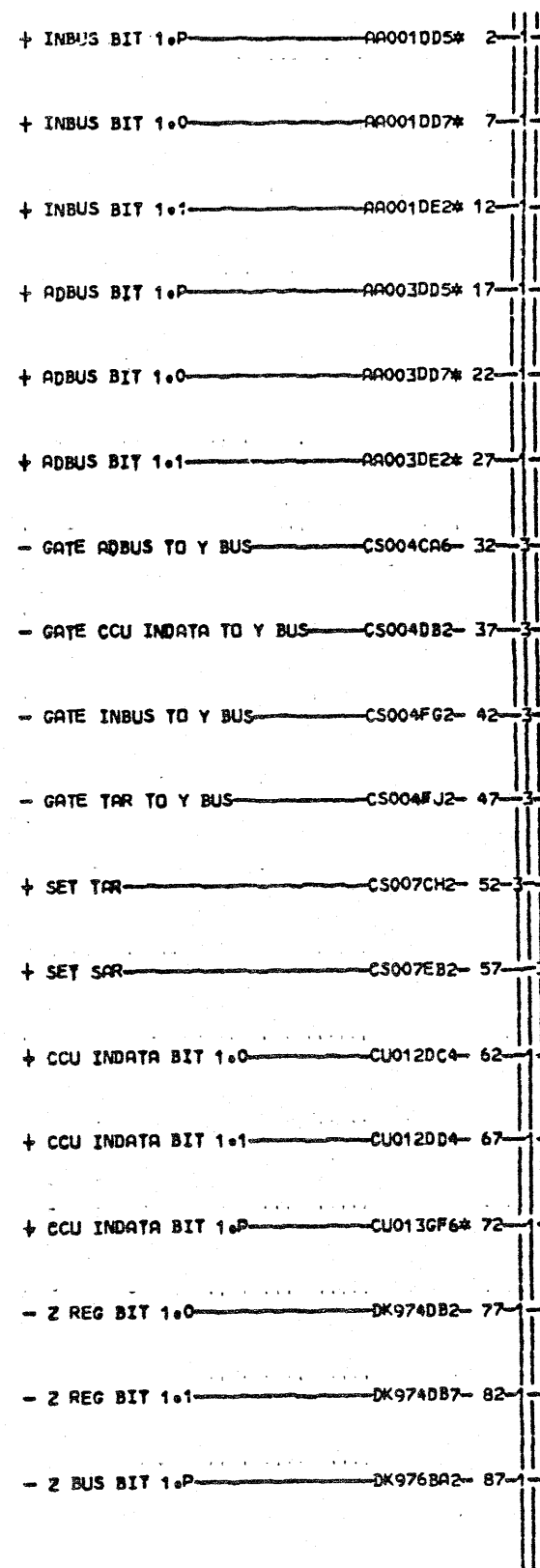
ALU 0 AND ALU 1 BIT 1.0	
E.C. HISTORY 309521C 309538	FRAC#279NB FRAC# 01 IBM CCAP.SDD
DATE LAST EC 04-19-72 309545	P.N. 5997718 000



LOC. TYPE  
A-B4N2 6801

DK009  
000

ALU 0 AND ALU 1 BIT 1.1	
E.C. HISTORY 309521C 309538	B. MACH. 27RNB FRAME 01 IBM CORP. SDD P.N. 5997719
DATE LAST EC 04-19-72 309545	DK009 000



THIS PAGE IS FOR 3705-II ONLY.


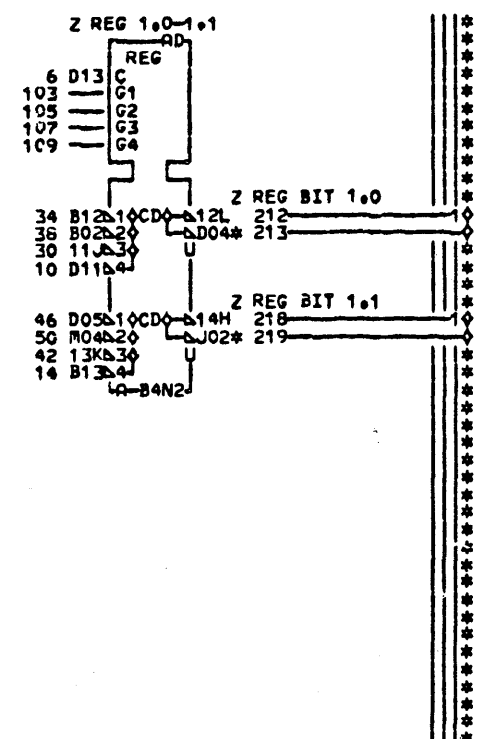
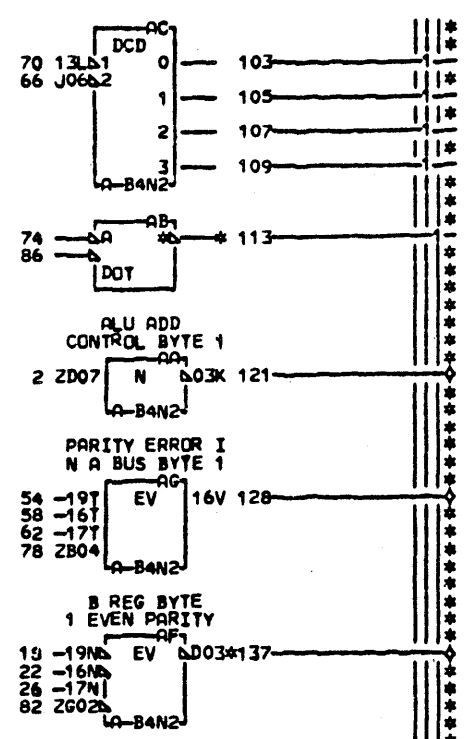
EDGE CONN.  
 2 RESISTOR A-B4N2S09  
 7 RESISTOR A-B4N2S07  
 12 RESISTOR A-B4N2U09  
 17 RESISTOR A-B4N2P12  
 22 RESISTOR A-B4N2U07  
 27 RESISTOR A-B4N2S09  
 72 RESISTOR A-B4N2P13  
 72 RESISTOR A-B4N2M08

LOC. TYPE  
 A-B4N2 6801

DK971  
 030 SIM TO PN 5997720 EC 310268

SAR TAR AND Y BUS ASSEMBLER  
 BITS 1.0P-1.1  
 -E.C.-HISTORY-D MACH#27RNB  
 312922  
 314419  
 DATE LAST EC 10-06-76 315053  
 FRAME 01  
 IBM CORP.SDD DK971  
 P.No 1750226 030

- + ALU ADD CONTROL BYTE 1 — CR004EK6 — 2-1
- + T2+T3 SET Z-REG BYTE 1 — CC006FG3\* — 6-1
- ALU 0 SUM BIT 0.0 — DG008FF2 — 10-1
- ALU 0 SUM BIT 0.1 — DG009FF2 — 14-1
- B REG BIT 1.0 — DK002DH2 — 18-1
- B REG BIT 1.1 — DK002DH5 — 22-1
- + B REG BIT 1.1 TO ALU 0 — DK002FM2 — 26-1
- + ALU 0 EXCLUSIVE OR BIT 1.0 — DK008ED2 — 30-1
- ALU 0 SUM BIT 1.0 — DK008FF2 — 34-1
- ALU 1 SUM BIT 1.0 — DK008GR2 — 38-1
- + ALU 0 EXCLUSIVE OR BIT 1.1 — DK009ED2 — 42-1
- ALU 0 SUM BIT 1.1 — DK009FF2 — 46-1
- ALU 1 SUM BIT 1.1 — DK009GR2 — 50-1
- + A REG BIT 1.0 — DK975GD6 — 54-1
- + A REG BIT 1.1 — DK975GH6 — 58-1
- + A REG BIT 1.2 — DK975GN6 — 62-1
- Z BUS BITS 1.0-1.7 SELECT 2 — DK976CB2 — 66-1
- Z BUS BITS 1.0-1.1 SELECT 1 — DK976CC2 — 70-1
- Z BUS BITS 1.2-1.4 ZERO — DL004GM6 — 74-1
- + ODD PARITY A REG BIT 1.2-1.7 — DL006FA2 — 78-1
- ODD PARITY B REG 1.2-1.7 — DL006FD2 — 82-1
- Z BUS BITS 1.5-1.7 ZERO — DM004GM6 — 86-1



- 030 DK974
- 221 - ALU ADD CONTROL BYTE 1 — DK976-AC2
- 212 - Z REG BIT 1.0 — DB2  
↳ DK002 ↳ DK003 ↳ DK971
- 218 - Z REG BIT 1.1 — DB7  
↳ DK002 ↳ DK003 ↳ DK971
- 213 - Z BUS BIT 1.0 — EB6  
↳ CK001 ↳ CR001 ↳ CU005 ↳ CX009  
↳ DK976 ↳ DQ001
- 219 - Z BUS BIT 1.1 — EH6  
↳ CK001 ↳ CR002 ↳ CR001 ↳ CU006  
↳ CU014 ↳ CX009 ↳ DK976 ↳ DQ001
- 304 - Z BUS BYTE 1 ZERO — CZ001-FK6
- 137 - B REG BYTE 1 EVEN PARITY — GG2  
↳ CK003 ↳ CQ002
- 128 + PARITY ERROR IN A BUS BYTE 1 — GA2  
↳ DK976

THIS PAGE IS FOR 3705-II ONLY.

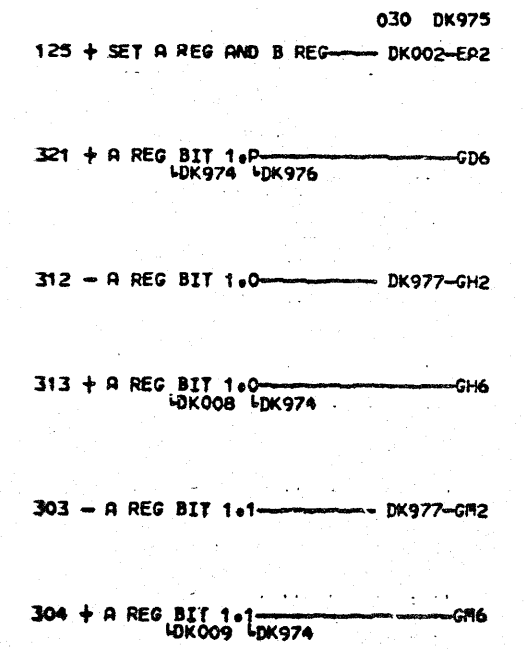



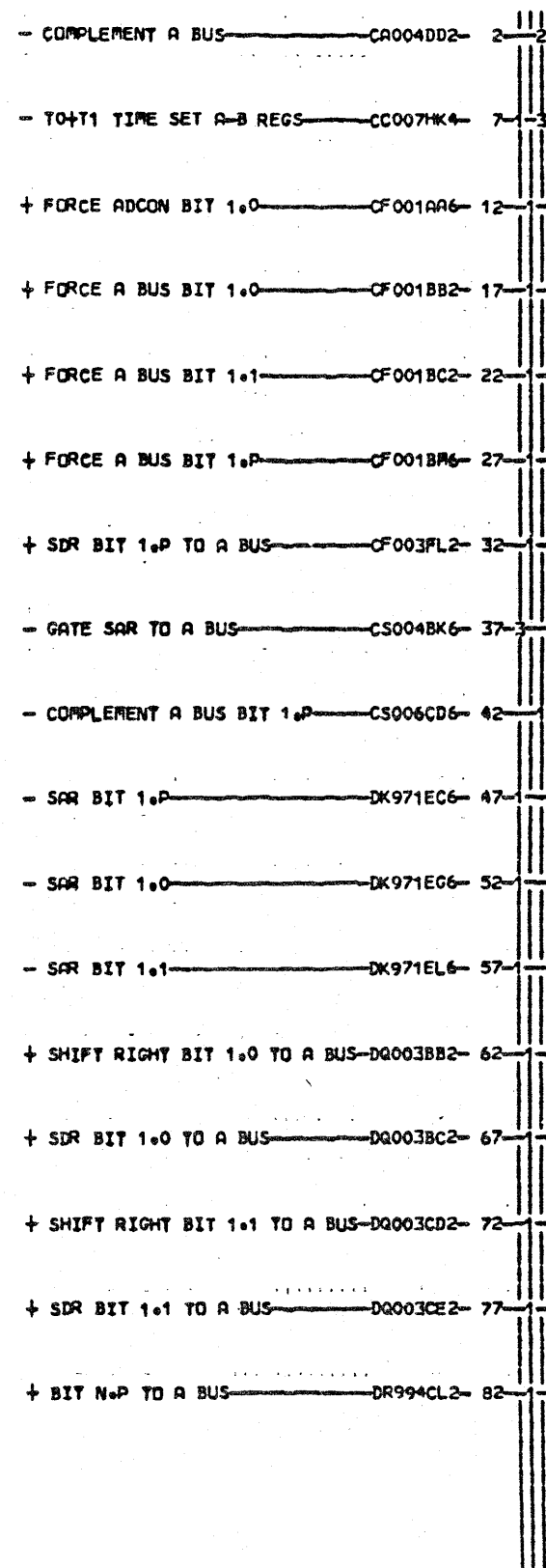
- EDGE CONN. 01A-B3F6B04
- 6 RESISTOR 304 RESISTOR
- A-B4N2D13 A-B3G2J05
- 113 RESISTOR 01A-B4N6D04
- A-B4N2D02 01A-B3N1D13
- 137 A-B4K6A04
- 01A-B3K1A13
- 213 A-B4F1B11
- 01A-B3F6B02
- 219 A-B4F1B13

LOC. TYPE  
A-B3G2 Y702  
A-B4N2 6801

DK974  
030 SIM TO PN 5997721 EC 310268

ALU 0 ALU 1 AND Z REG BITS 1.0-1.1	
E.C. HISTORY — 312922 314419	D MACH. 27RNB FRAME 01
DATE LAST EC 10-06-76 315053	IBM CORP. SDD DK974 P. No. 1750227 030







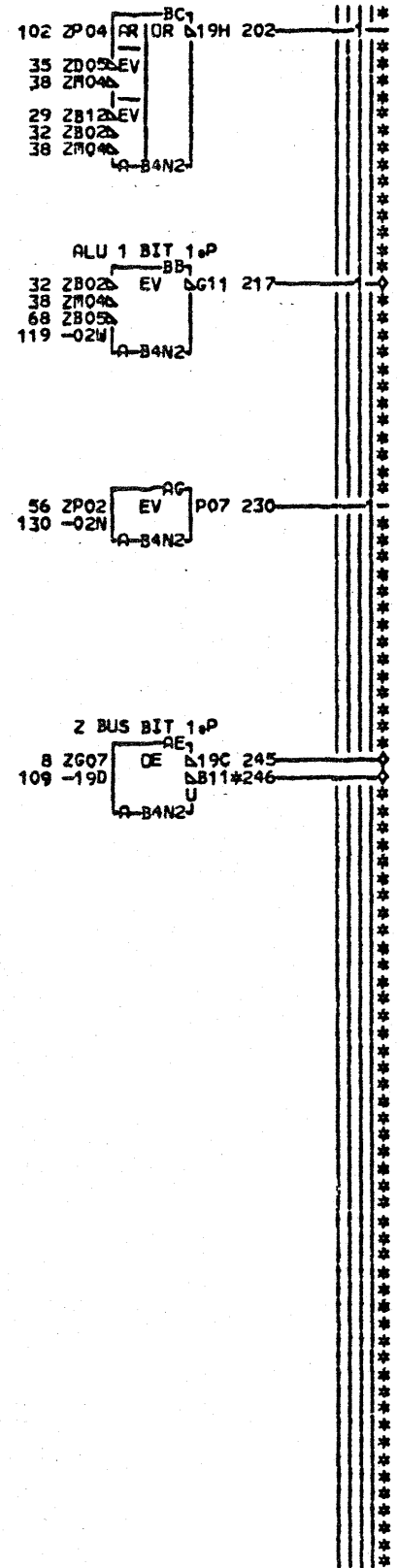
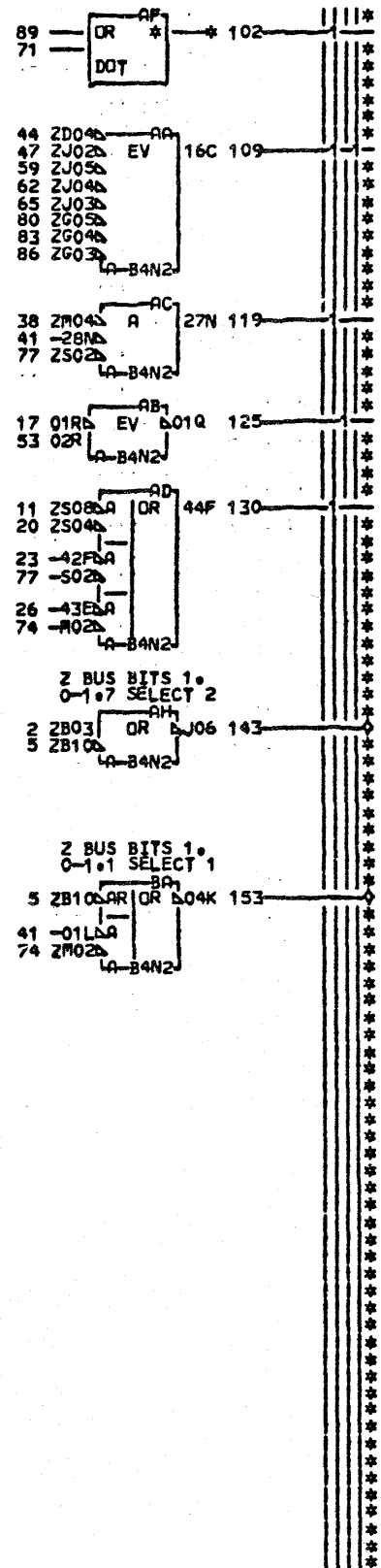
THIS PAGE IS FOR 3705-II ONLY.

LOC. TYPE  
A-B4N2 6801

DK975  
030 SIM TO PN 5997722 EC 310268

A BUS ASSEMBLER		MACH. 27RNB	
BITS 1.P-1.1		D	
E.C. HISTORY		FRAME 01	
312922		IBM CORP. SDD DK975	
314419		P.N. 1750228 030	
DATE	LAST EC		
10-06-76	315053		

- + EXCLUSIVE OR ALL — CA003HE6 — 2-2
- CROSS HI TO LO — CA003HH2 — 5-2-2
- + FORCE Z BUS PARITY ERROR — CK001GF2 — 8
- GATE TAR TO Y BUS — CS004FJ2 — 11
- ALU 1 BIT 0,P — DG976CG2 — 14
- B REG BIT 1,P — DK002DH2 — 17
- + TIE UP — DK002GF4 — 20
- + ALU 0 CARRY BIT 1,0 — DK008DA6 — 23
- + ALU 1 CARRY BIT 1,0 — DK008EG6 — 26
- ALU 0 SUM BIT 1,0 — DK008FF2 — 29
- ALU 1 SUM BIT 1,0 — DK008GF2 — 32
- ALU 0 SUM BIT 1,1 — DK009FF2 — 35
- ALU 1 SUM BIT 1,1 — DK009GF2 — 38
- ALU ADD CONTROL BYTE 1 — DK974AC2 — 41
- Z BUS BIT 1,0 — DK974EB6 — 44
- Z BUS BIT 1,1 — DK974EH6 — 47
- + PARITY ERROR IN A BUS BYTE 1 — DK974GR2 — 50
- + A REG BIT 1,P — DK975GD6 — 53
- + CARRY LA FROM BITS 1,0-1,4 — DK977EG6 — 56
- Z BUS BIT 1,2 — DL004GB6 — 59
- Z BUS BIT 1,3 — DL004GF6 — 62
- Z BUS BIT 1,4 — DL004GK6 — 65
- ODD PARITY PREDICT 1,2-1,7 — DL006DF6 — 68
- + ADD ERROR IN BITS 1,2-1,4 — DL006DJ6 — 71
- CARRY LA FROM BITS 1,2-1,4 — DL007DD2 — 74
- + CARRY LA FROM BITS 1,2-1,4 — DL007DD6 — 77
- Z BUS BIT 1,5 — DR004GB6 — 80
- Z BUS BIT 1,6 — DR004GF6 — 83
- Z BUS BIT 1,7 — DR004GK6 — 86
- + ADD ERROR IN BITS 1,5-1,7 — DR006DJ6 — 89



- 245 - Z BUS BIT 1,P — BK002 — BK971
- 143 - Z BUS BITS 1,0-1,7 SELECT 2 — CB2 — DK974 — DL004 — DM004
- 153 - Z BUS BITS 1,0-1,1 SELECT 1 — CC2 — DK974
- 217 - ALU 1 BIT 1,P — DG976 — CG2
- 246 - Z BUS BIT 1,P — EC2002 — ER992
- 404 + ALU+REG+ZBUS BYTE 1 ERROR — EJ6 — CK003

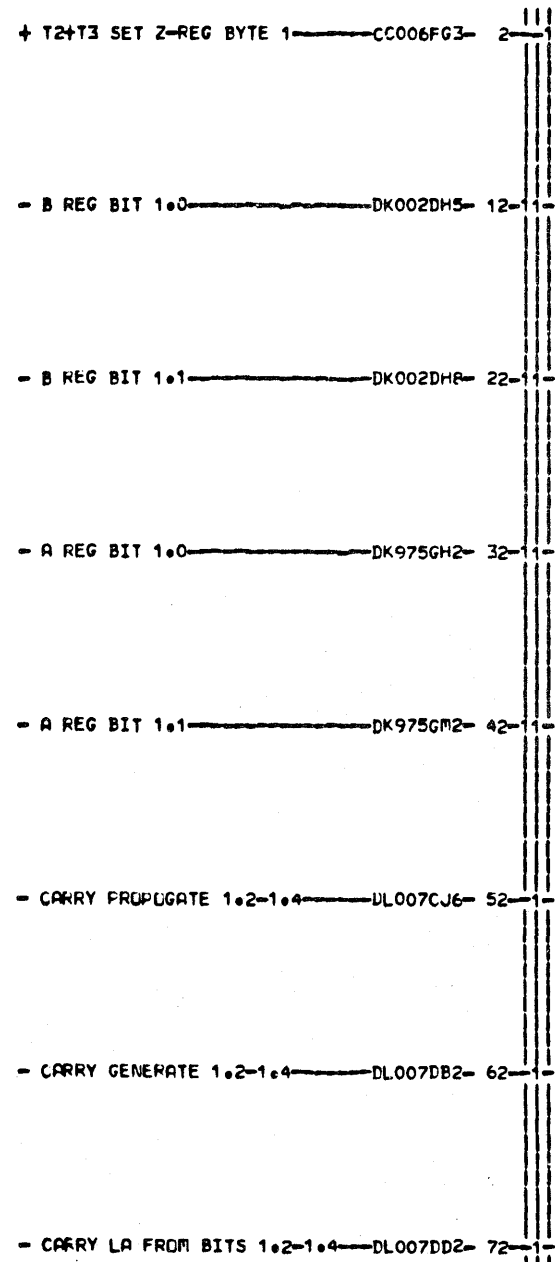
THIS PAGE IS FOR 3705-II ONLY.

EDGE CONN.  
 102 RESISTOR  
 A-B4N2P04  
 246 A-B4F1A13  
 01A-B3F6A04  
 404 RESISTOR  
 A-B3N2J11  
 01A-B4H6A02  
 01A-B3HA11

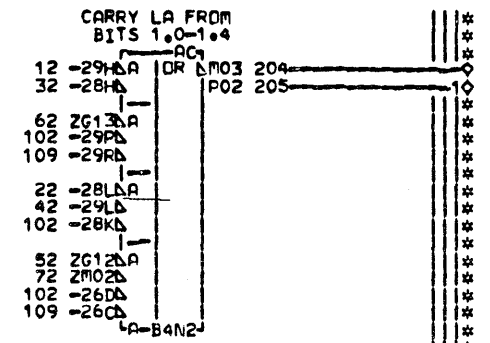
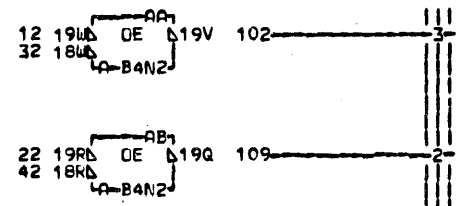
LOC. TYPE  
 A-B3N2 6819  
 A-B4N2 6801

DK976  
 030 SIM TO PN 5997723 EC 310268

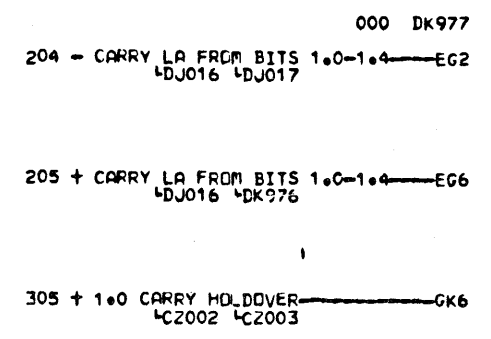
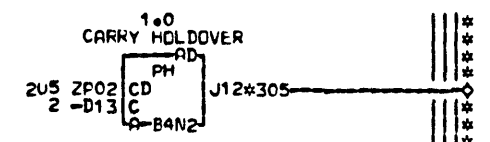
ALU CHECK	
BITS 1,P-1,1	
E.C. HISTORY — 312922	D. MACH. 27RNB
314419	FRAME 01
DATE LAST EC	IBM CORP. SDD
10-06-76 315053	P.No. 1750229
	030



EDGE CONN.  
305 A-B4K1B13  
01A-B3K6B04



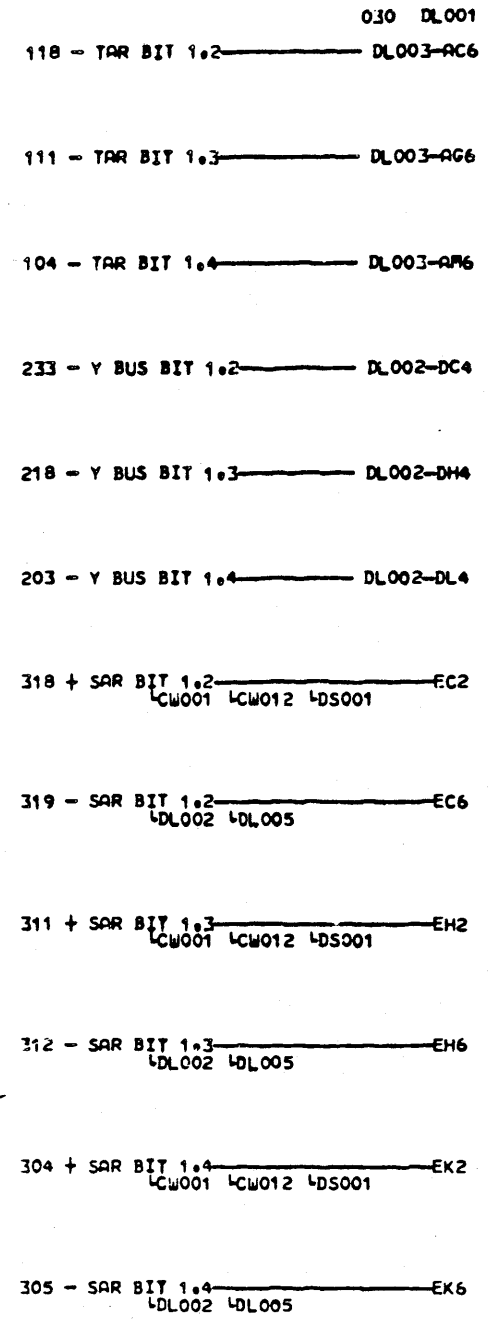

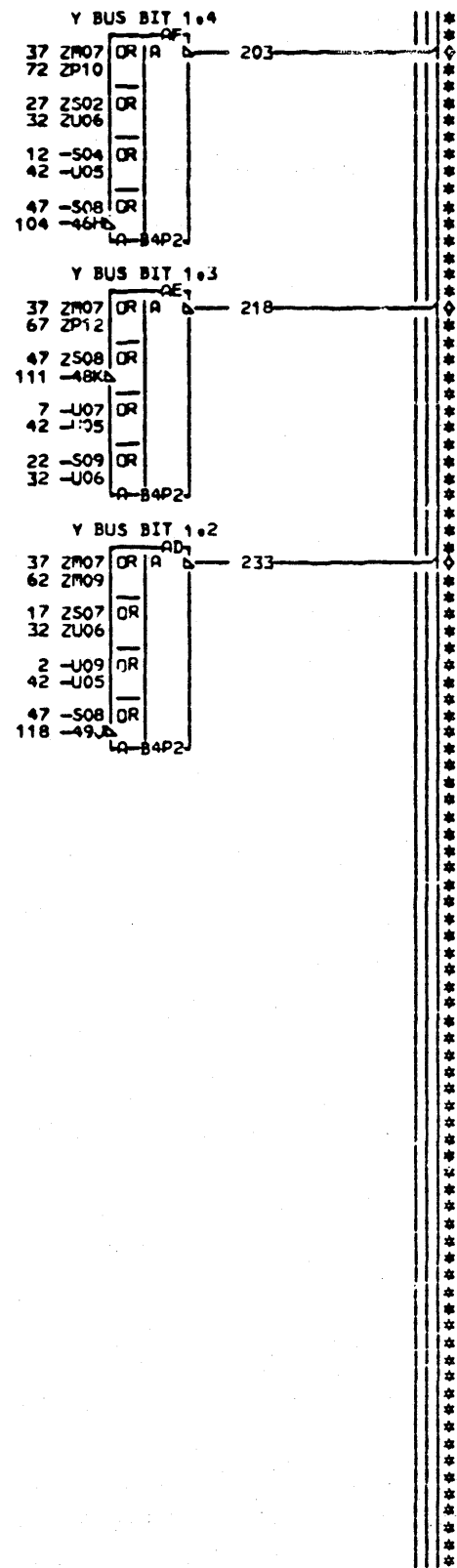

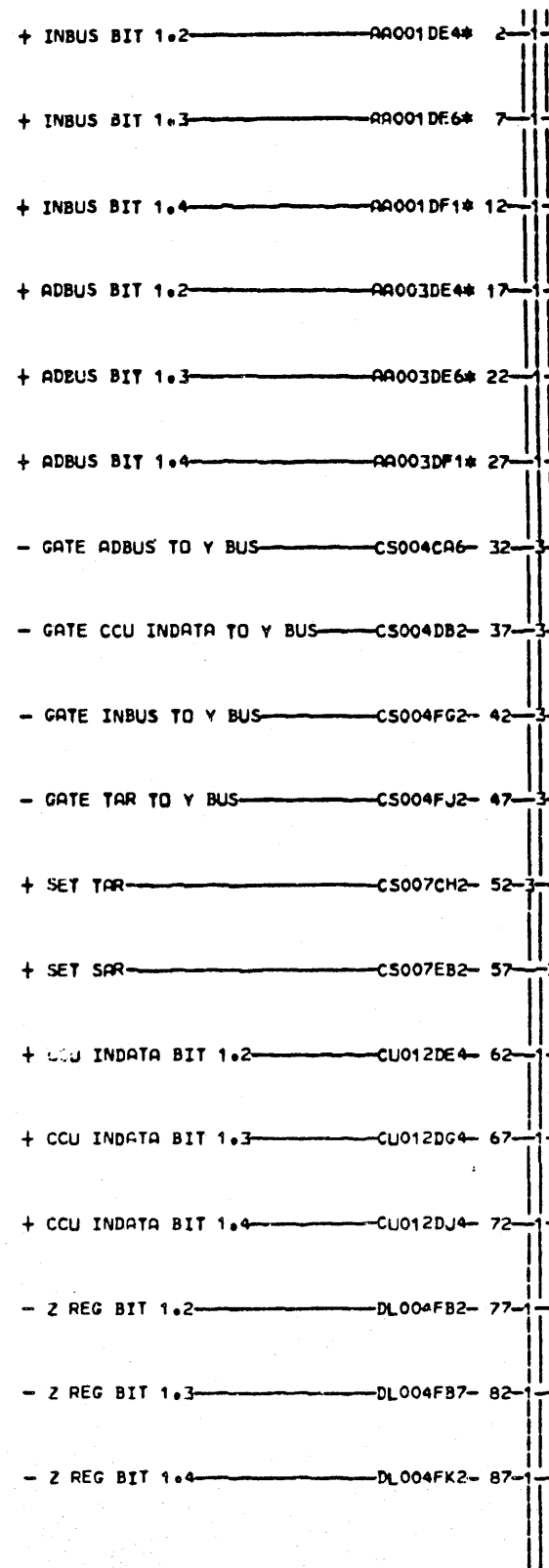
LDC TYPE  
A-B4N2 6801



000 DK977

DK977  
000

5-BIT CARRY LOOKAHEAD	
BITS 1.0-1.4	
E.C. HISTORY	FRAME 01
309521C	IBM CORP. SDD
DATE LAST EC	P.No. 5997724
04-19-72 309545	000



THIS PAGE IS FOR 3705-II ONLY.


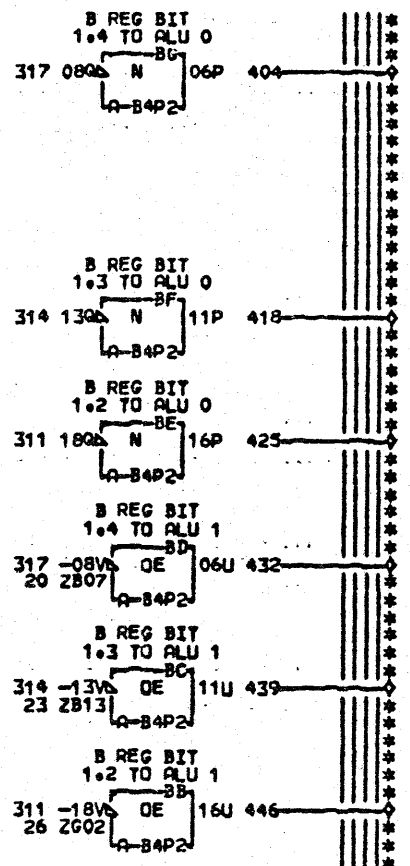
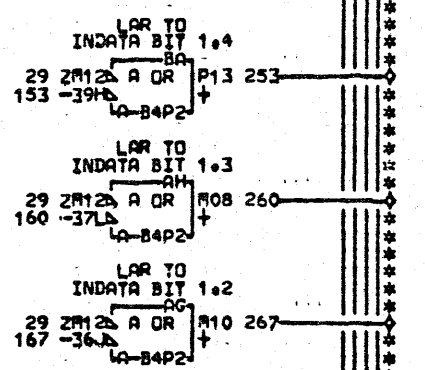
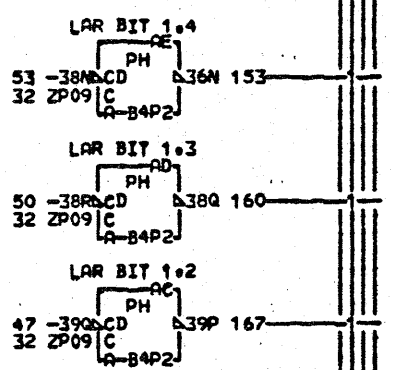
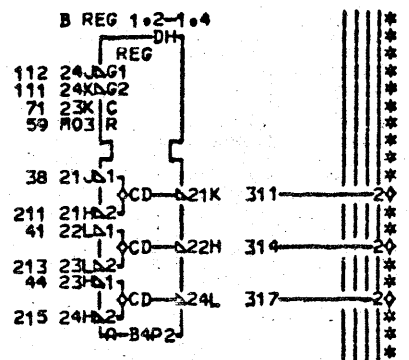
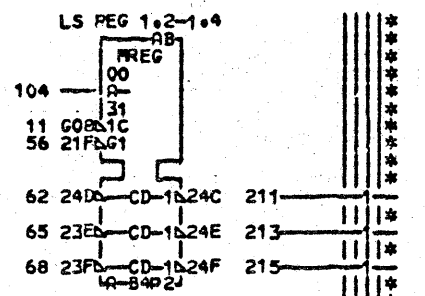
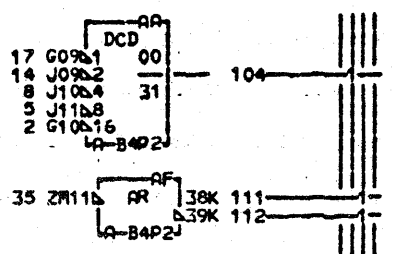
EDGE CONN. A-B4P2S09  
 2 RESISTOR 27 RESISTOR  
 A-B4P2U09 A-B4P2S02  
 7 RESISTOR  
 A-B4P2U07  
 12 RESISTOR  
 A-B4P2S04  
 17 RESISTOR  
 A-B4P2S07  
 22 RESISTOR

LOC. TYPE  
 A-B4P2 6802

DL001  
 030 SIM TO PN 5997725 EC 310268

SAR TAR AND Y BUS ASSEMBLERS	
BITS 1.2-1.4	
E.C. HISTORY	D. RACH. 27RNB
312922	
314419	FRAME 01
DATE LAST EC	IBM CORP. SDD DL001
10-06-76 315053	P. No. 1750230 030

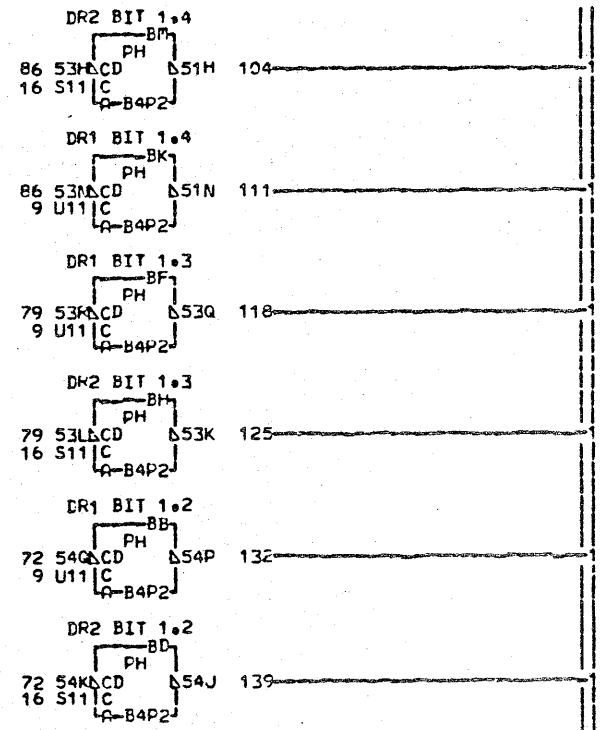
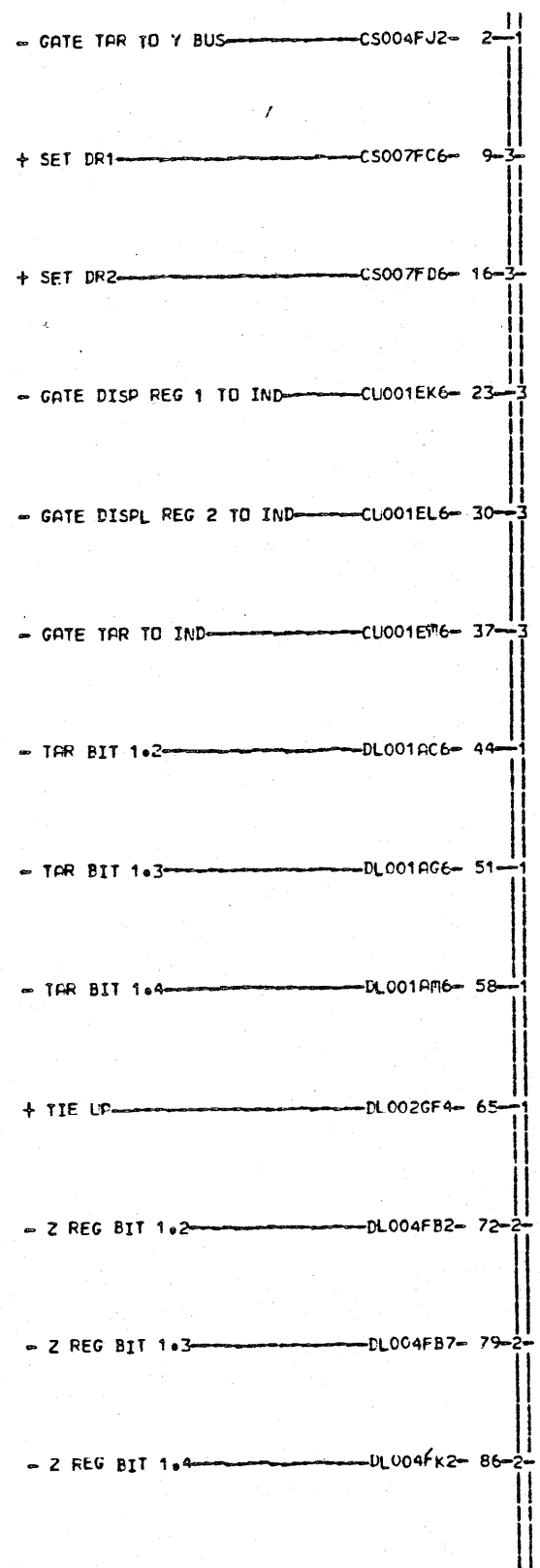
- SELECT LS REG GROUP 1+2 - CC006AU4- 2
- SELECT LS REG GROUP 1+3 - CC006AV4- 5
- SELECT LS REG BIT 0+1+2+3 - CC006AW4- 8
- WRITE LS - CC006BJ4- 11
- SELECT LS REG 0+1+4+5 - CC006BK4- 14
- SELECT LS REG BIT 0+2+4+6 - CC006BL4- 17
- + FORCE ERROR IN BIT 4 - CK002DD2- 20
- + FORCE ERROR IN BIT 3 - CK002DH2- 23
- + FORCE ERROR IN BIT 2 - CK002DJ2- 26
- GATE INPUT 74 - CQ004FJ6- 29
- + SET LAR - CS001DM2- 32
- GATE Y BUS TO B REG - CS004ED2- 35
- Y BUS BIT 1.2 - DL001DC4- 38
- Y BUS BIT 1.3 - DL001DH4- 41
- Y BUS BIT 1.4 - DL001DL4- 44
- SAR BIT 1.2 - DL001EC6- 47
- SAR BIT 1.3 - DL001EH6- 50
- SAR BIT 1.4 - DL001EK6- 53
- SELECT FLOAT - DL002002- 56
- FLOAT - DL002004- 59
- Z REG BIT 1.2 - DL034FB2- 62
- Z REG BIT 1.3 - DL004FB7- 65
- Z REG BIT 1.4 - DL004FK2- 68
- + SET A REG AND B REG - DL005EA2- 71



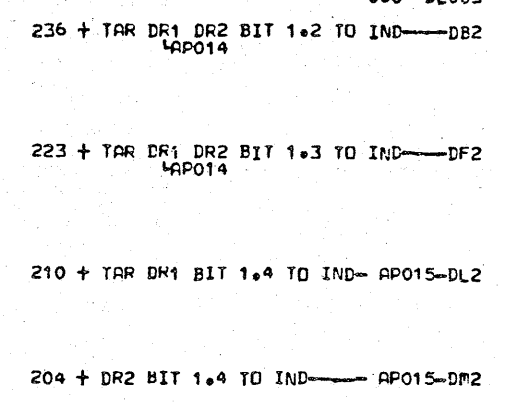
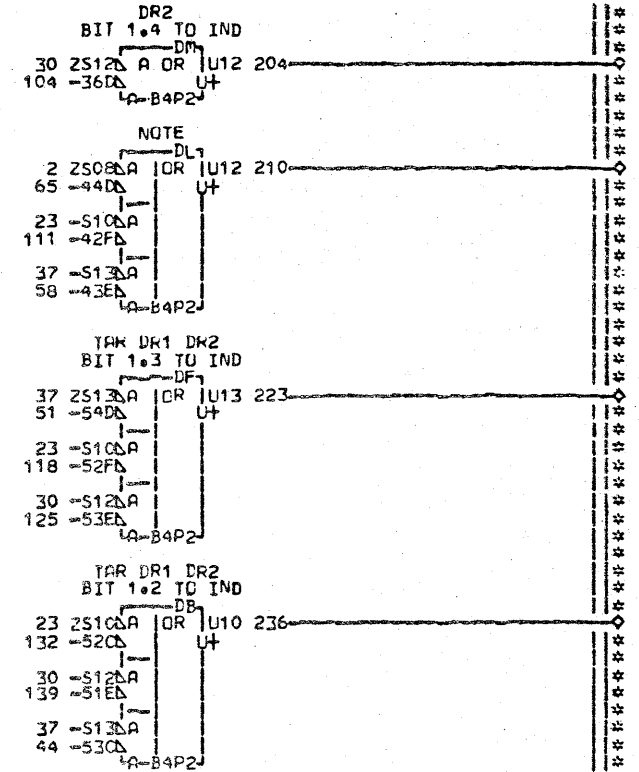
- 030 DL002
- 311 - B REG BIT 1.2 - DL007-DH2
- 314 - B REG BIT 1.3 - DL007-DH5
- 317 - B REG BIT 1.4 - DL007-DH8
- 267 + LAR TO INDATA BIT 1.2 - CU012-EB2
- 260 + LAR TO INDATA BIT 1.3 - CU012-ED2
- 253 + LAR TO INDATA BIT 1.4 - CU012-EF2
- 446 + B REG BIT 1.2 TO ALU 1 - DL008-EJ2
- 439 + B REG BIT 1.3 TO ALU 1 - DL009-EL2
- 432 + B REG BIT 1.4 TO ALU 1 - DL010-EN2
- 425 + B REG BIT 1.2 TO ALU 0 - FU2  
LDL006 LDL008
- 418 + B REG BIT 1.3 TO ALU 0 - FL2  
LDL006 LDL009
- 404 + B REG BIT 1.4 TO ALU 0 - FN2  
LDL006 LDL010
- 473 + TIE UP - GF4  
LDL003 LDL010

LOC. TYPE  
A-B4P2 6802

B REG LAR AND LOCAL STORE BITS 1.2 1.3 1.4	
E.C.-HISTORY	D-MACH.27RNB
FRAME	01
DATE	LAST EC
09-29-76	315053
P.N.	1757979
030	DL002




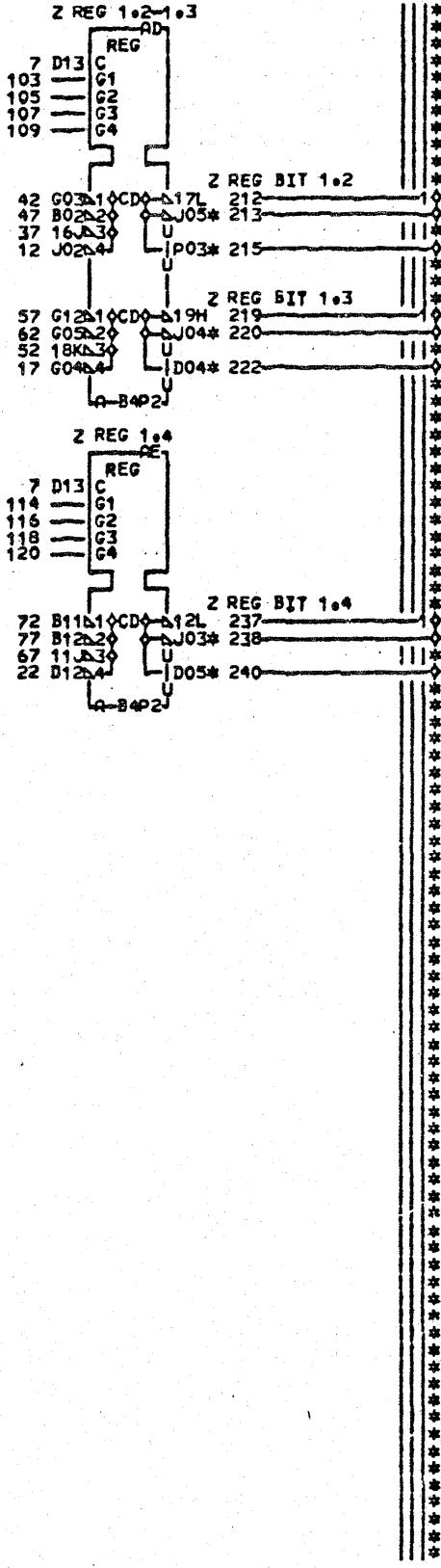

LDC. TYPE  
A-B4P2 6P02



NOTE THIS 3P0 IS USED AS A 2AC.

CCU DISPLAY REGISTERS 1 AND 2 BITS 1.2 1.3 AND 1.4	
E.C.-HISTORY 309521C	MACH.#27RNB
DATE LAST EC 04-19-72 309545	FRAME 01 IBM CORP.SDU DL003 P.N. 5997727 000

- + ALU ADD CONTROL BYTE 1 — CA004EK6 — 2
- + T2+T3 SET Z-REG BYTE 1 — CC006FG3 — 7-2
- ALU 0 SUM BIT 0.2 — DH008FF2 — 12
- ALU 0 SUM BIT 0.3 — DH009FF2 — 17
- ALU 0 SUM BIT 0.4 — DH010FF2 — 22
- Z BUS BITS 1.0-1.7 SELECT 2 — DK976CB2 — 27-2
- Z BUS BITS 1.2-1.4 SELECT A — DL006GL6 — 32-2
- + ALU 0 EXCLUSIVE OR BIT 1.2 — DL006ED2 — 37
- ALU 0 SUM BIT 1.2 — DL008FF2 — 42
- ALU 1 SUM BIT 1.2 — DL008GA2 — 47
- + ALU 0 EXCLUSIVE OR BIT 1.3 — DL009ED2 — 52
- ALU 0 SUM BIT 1.3 — DL009FF2 — 57
- ALU 1 SUM BIT 1.3 — DL009GA2 — 62
- + ALU 0 EXCLUSIVE OR BIT 1.4 — DL010ED2 — 67
- ALU 0 SUM BIT 1.4 — DL010FF2 — 72
- ALU 1 SUM BIT 1.4 — DL010GA2 — 77



- 030 DL004
- 126 - ALU ADD CONTROL BYTE 1- DL006-AC2
- 212 - Z REG BIT 1.2 — FB2  
DL001 DL002 DL003
- 219 - Z REG BIT 1.3 — FB7  
DL001 DL002 DL003
- 237 - Z REG BIT 1.4 — FK2  
DL001 DL002 DL003
- 213 - Z BUS BIT 1.2 — GB6  
ACK001 LCP002 LCR001 LCU005  
LCU015 LCX006 LCX009 LDK976  
LQ001
- 215 + OUTBUS BIT 1.2 — AA001-GC2
- 220 - Z BUS BIT 1.3 — GF6  
ACK001 LCP002 LCR001 LCU005  
LCV001 LCX006 LCX009 LDK976  
LQ002
- 222 + OUTBUS BIT 1.3 — AA001-GG2
- 238 - Z BUS BIT 1.4 — GK6  
ACK002 LCR001 LCU005 LCU014  
LCV061 LCX006 LCX009 LDK976  
LQ002
- 240 + OUTBUS BIT 1.4 — AA001-GL2
- 304 - Z BUS BITS 1.2-1.4 ZERO DK974-GM6

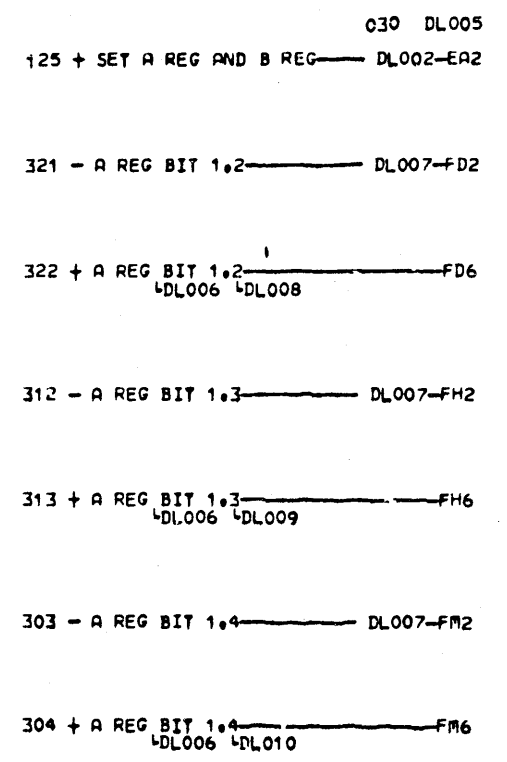



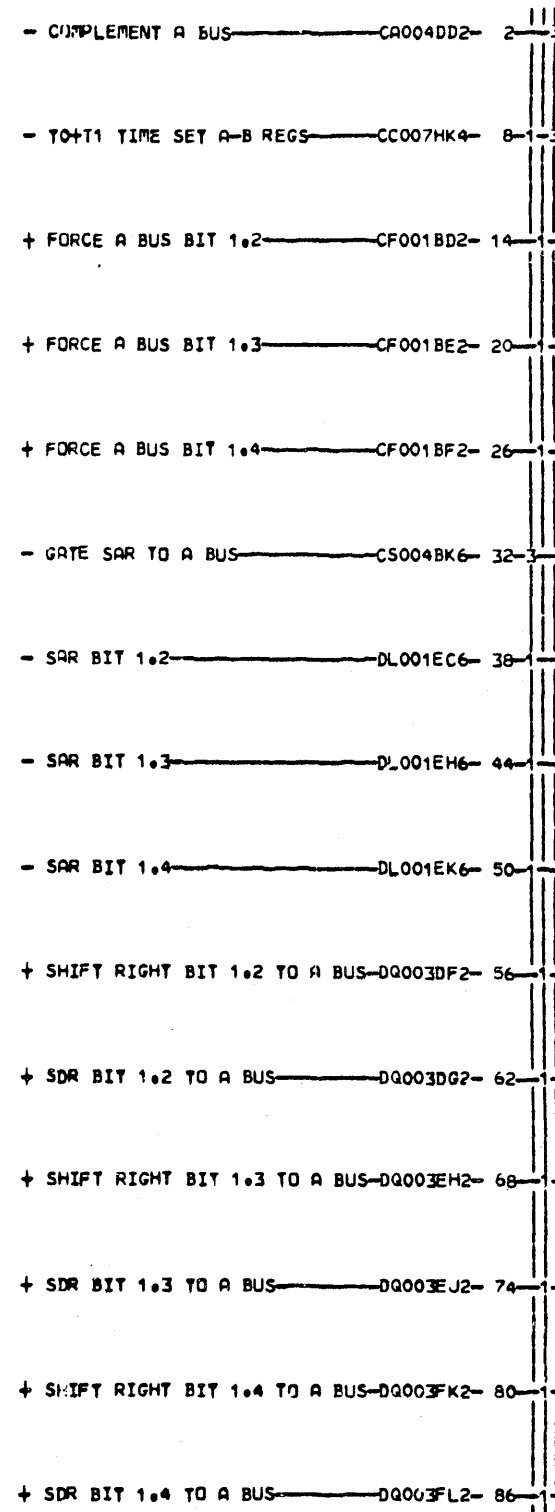
THIS PAGE IS FOR 3705-II ONLY.

EDGE CONN.  
213 A-B4F1C11  
01A-B3F6C02  
215 A-B4U4D06  
220 A-B4F1C13  
01A-B3F6C04  
222 A-B4U4D07  
238 A-B4F1D11  
01A-B3F6D02  
240 A-B4U4D09

LOC. TYPE  
A-B4P2 6802

DL004  
030 SIM TO PN 5897728 EC 310268

ALU 0 ALU 1 AND Z REG BITS 1.2-1.4		E.C. HISTORY — D-MACH. 27RNB	
312922	314419	FRAME 01	
DATE 10-06-76	LAST EC 315053	IBM CORP. SDD	DL004
		P. No. 1750231	030



THIS PAGE IS FOR 3705-II ONLY.

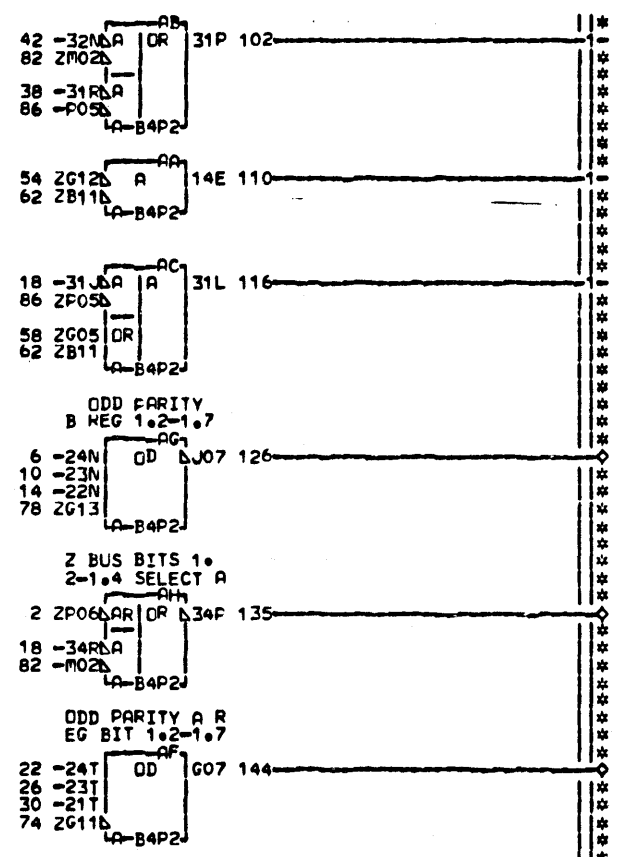
LOC. TYPE  
A-B4P2 6802

DL005  
030 SIM TO PN 5997729 EC 310268

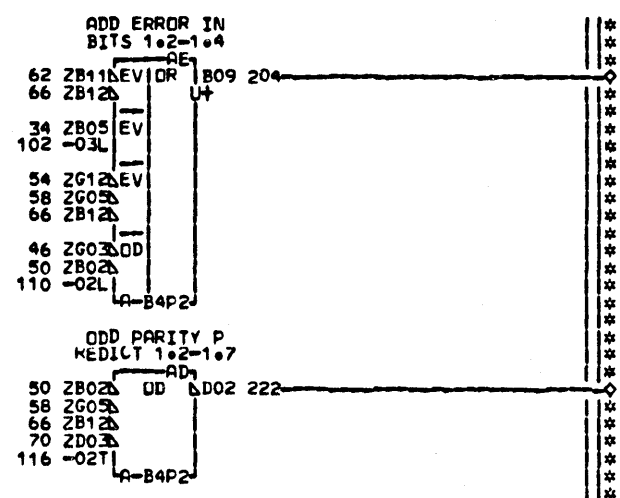
A BUS ASSEMBLER		MACH. 27RNB	
BITS 1.2-1.4		FRAME 01	
E.C. HISTORY		IBM CORP. SDD DL005	
312922		DATE LAST EC	
314419		10-06-76 315053	
P.N. 1750232		030	



- CROSS HI TO LO CA003HM2- 2-1  
 + B REG BIT 1.2 TO ALU 0 DL002FJ2- 6-1  
 + B REG BIT 1.3 TO ALU 0 DL002FL2- 10-1  
 + B REG BIT 1.4 TO ALU 0 DL002FN2- 14-1  
 - ALU ADD CONTROL BYTE 1 DL004AC2- 18-2  
 + A REG BIT 1.2 DL005FD6- 22-1  
 + A REG BIT 1.3 DL005FH6- 26-1  
 + A REG BIT 1.4 DL005FM6- 30-1  
 + CARRY LA FROM BITS 1.2-1.4 DL007DD6- 34-2  
 + ALU 0 CARRY BIT 1.2 DL008DA6- 38-1  
 + ALU 1 CARRY BIT 1.2 DL008EG6- 42-1  
 - ALU 0 SUM BIT 1.2 DL008FF2- 46-1  
 - ALU 1 SUM BIT 1.2 DL008GM2- 50-2  
 - ALU 0 SUM BIT 1.3 DL009FF2- 54-1  
 - ALU 1 SUM BIT 1.3 DL009GM2- 58-2  
 - ALU 0 SUM BIT 1.4 DL010FF2- 62-2  
 - ALU 1 SUM BIT 1.4 DL010GM2- 66-3  
 - ODD PARITY PREDICT 1.5-1.7 DPO06DF8- 70-1  
 - ODD PARITY A REG BIT 1.5-1.7 DPO06FA2- 74-1  
 + ODD PARITY B REG 1.5-1.7 DPO06FD2- 78-1  
 - CARRY LA FROM BITS 1.5-1.7 DPO07DD2- 82-2  
 + CARRY LA FROM BITS 1.5-1.7 DPO07DD6- 86-2



LOC. TYPE  
A-B4P2 6802



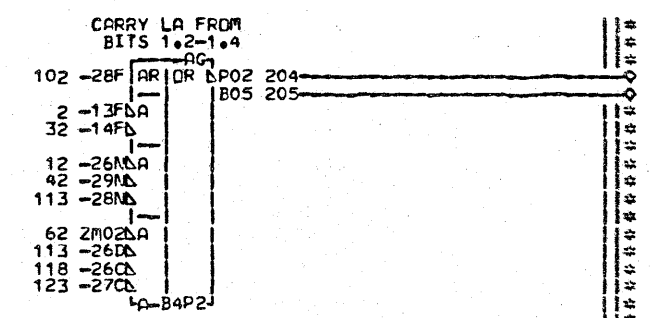
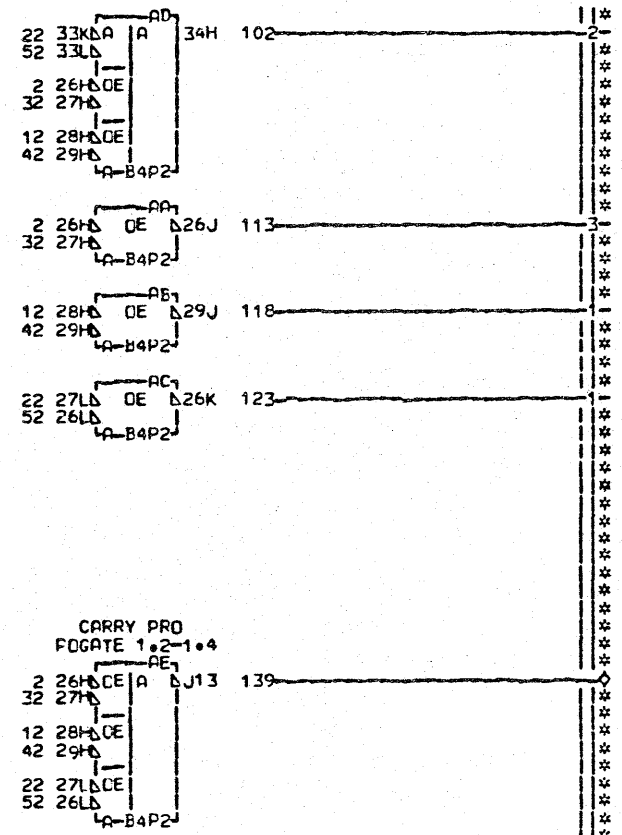
000 DL006

222 - ODD PARITY PREDICT 1.2-1.7 DF8  
 LDK976  
 204 + ADD ERROR IN BITS 1.2-1.4 DJ6  
 LDK976  
 144 + ODD PARITY A REG BIT 1.2-1.7 FA2  
 LDK974  
 126 - ODD PARITY B REG 1.2-1.7 FD2  
 LDK974  
 135 - Z BUS BITS 1.2-1.4 SELECT A GL6  
 DL004

DL006  
000

ALU CHECK BITS 1.2-1.4		E-C-HISTORY-B		PACH-27RNB	
309521C		FRAPE 01		IBM CORP.SDD DL006	
DATE	LAST EC	P.No	5997730	000	
04-19-72	309545				

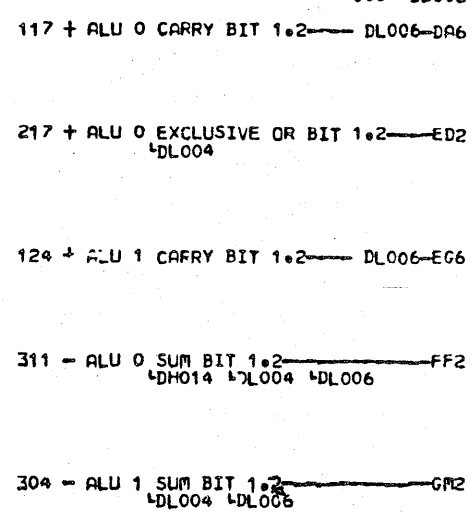



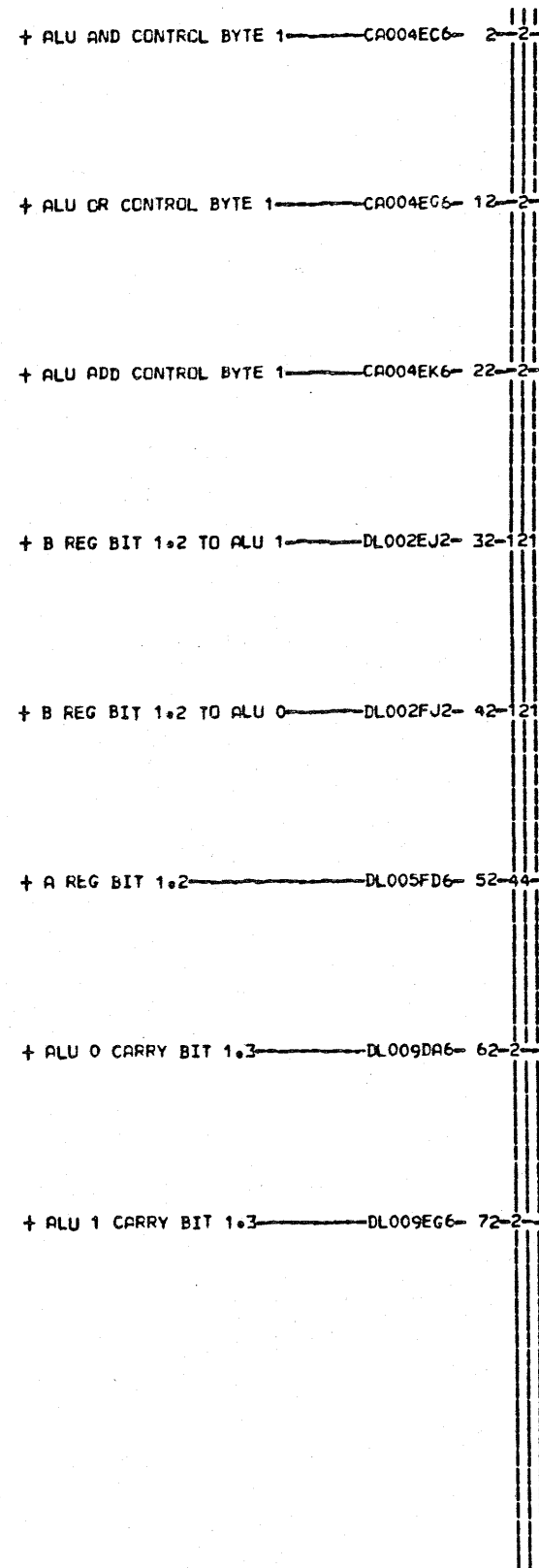
- B REG BIT 1.2 - DL002DH2 - 2-32
- B REG BIT 1.3 - DL002DH5 - 12-32
- B REG BIT 1.4 - DL002DH8 - 22-32
- A REG BIT 1.2 - DL005FD2 - 32-32
- A REG BIT 1.3 - DL005FH2 - 42-32
- A REG BIT 1.4 - DL005FM2 - 52-32
- CARRY LA FROM BITS 1.5-1.7 - DL007DD2 - 62-



- 139 - CARRY PROPAGATE 1.2-1.4 DK977-CJ6
- 232 - CARRY GENERATE 1.2-1.4 DK977-DB2
- 204 - CARRY LA FROM BITS 1.2-1.4 DD2  
LDK976 LDK977
- 205 + CARRY LA FROM BITS 1.2-1.4 DD6  
LDK976 DL006

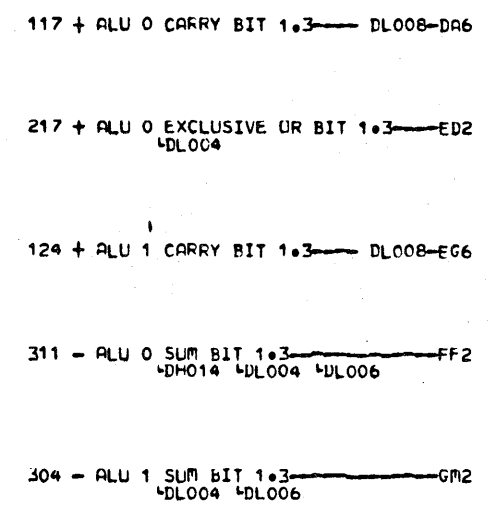



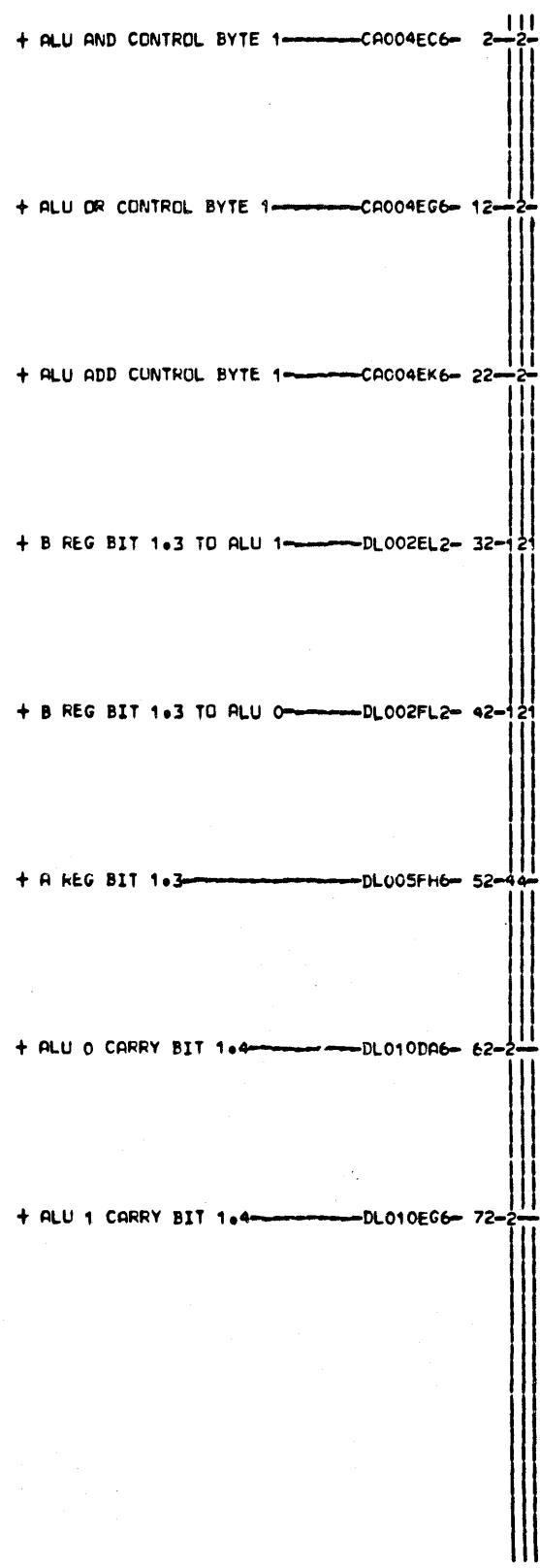
LCC TYPE  
A-B4P2 6802

3-BIT CARRY LOCKHEAD BITS 1.2-1.4	
E.C. HISTORY 309521C	PACK#27RNB FRAME 01
DATE LAST EC 04-19-72 309545	IBM CORP. SDD DL007 P.No. 5997731 000

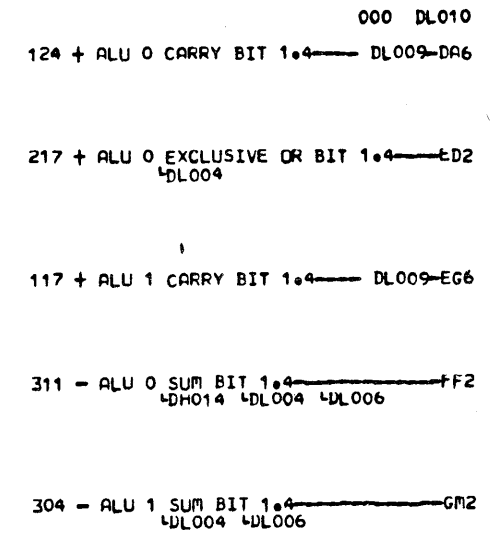



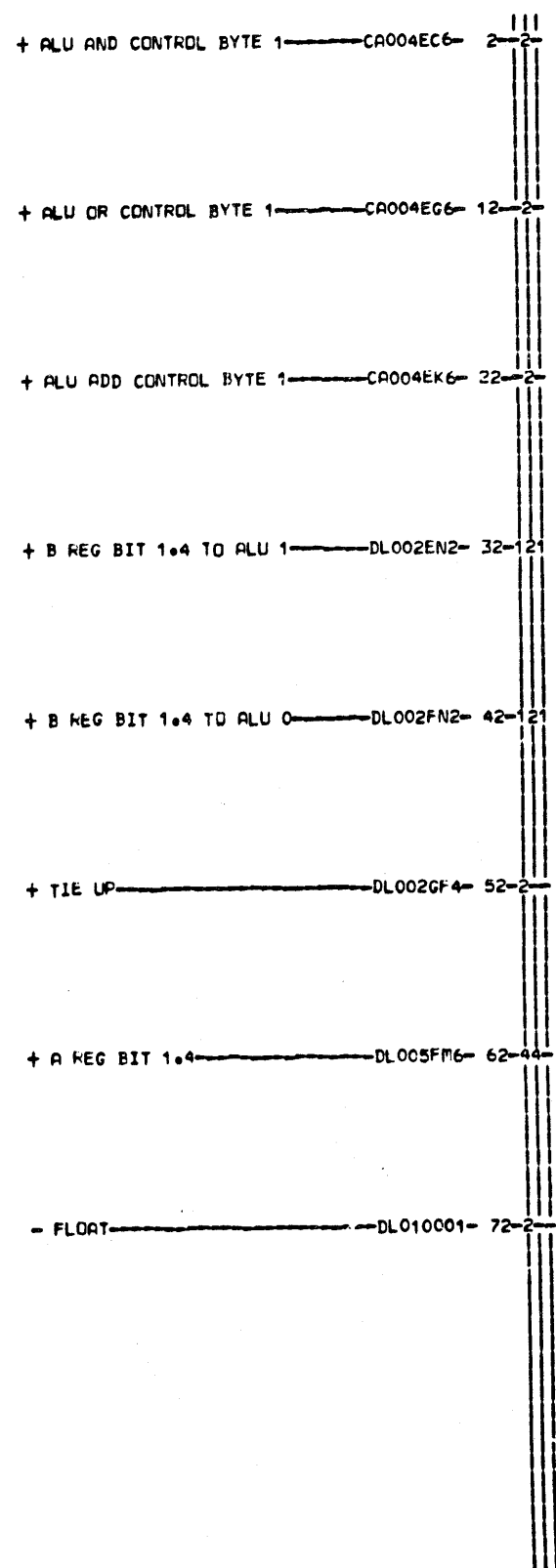


LCC. TYPE  
A-B4P2 6802

ALU 0 AND ALU 1 BIT 1.2		EAC-HISTORY-B, PACH-27RNB	
309521C	30953B	FRAME 01	IBM CORP. SDD
DATE 04-19-72	LAST EC 309545	P.No. 5997732	DL008 000

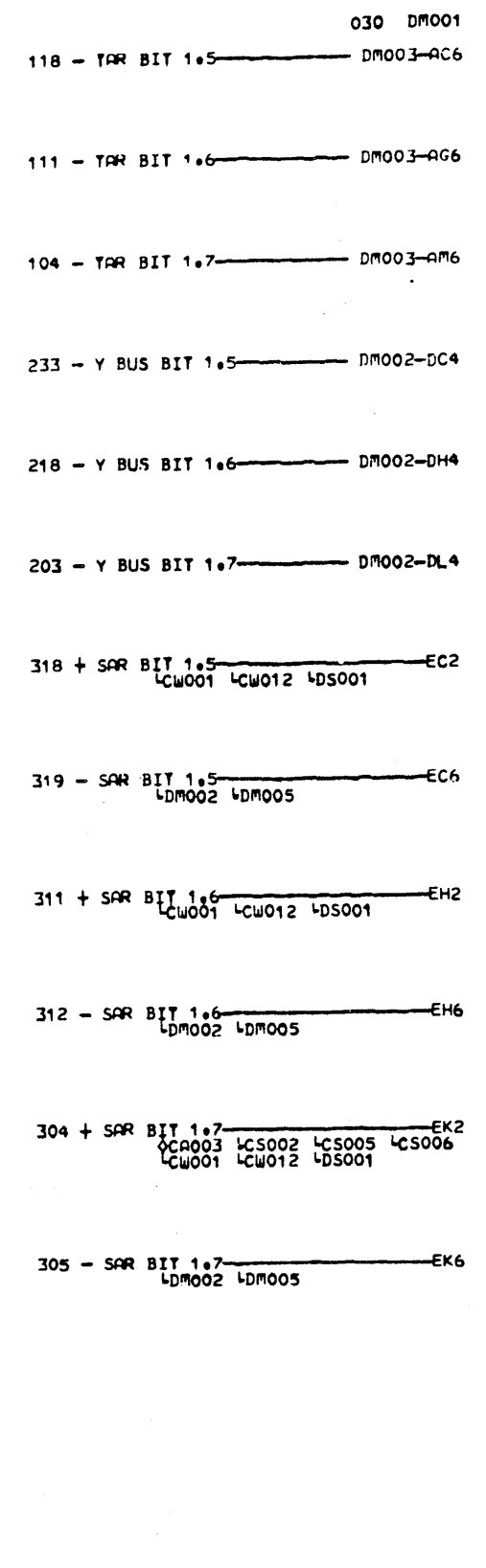
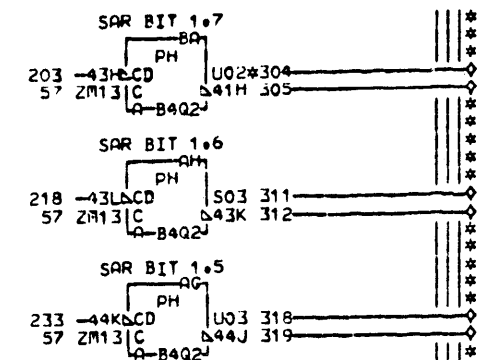
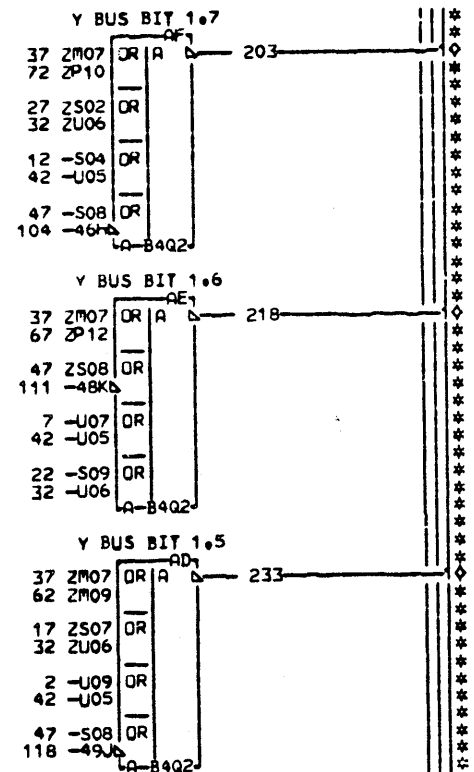
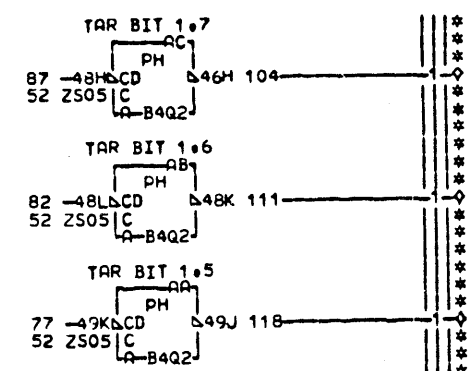
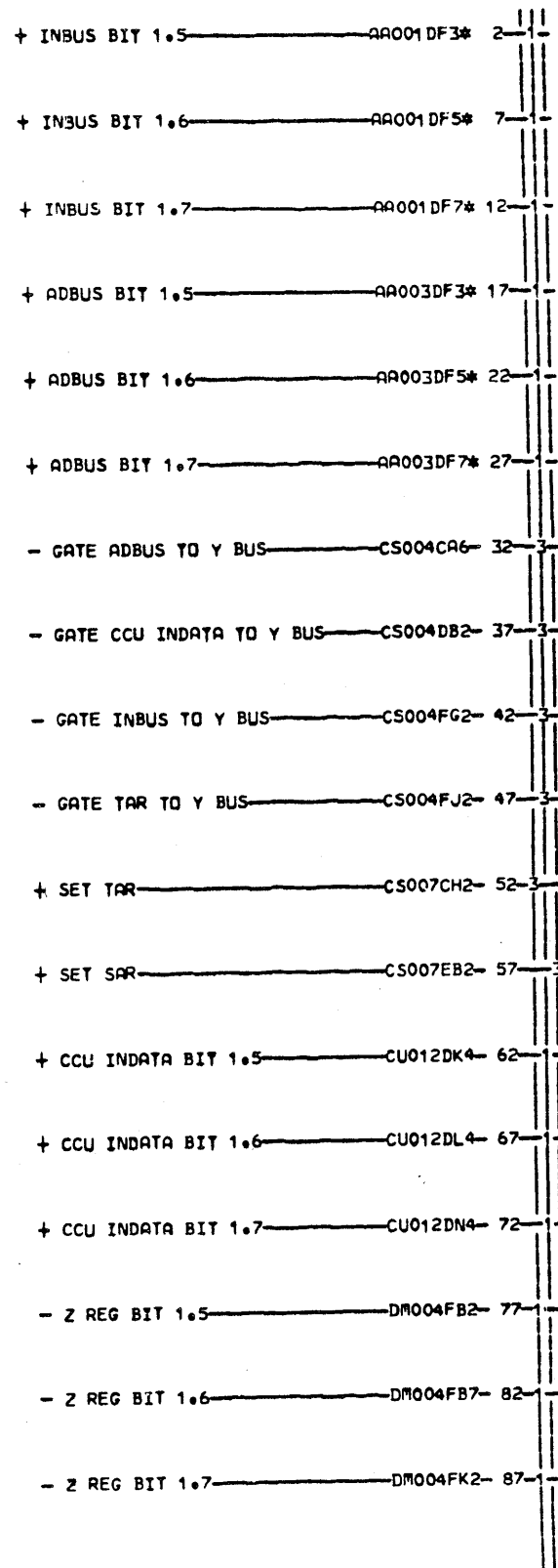


LCC. TYPE  
A-B4P2 6802



LDC. TYPE  
A-B4F2 6802

ALU 0 AND ALU 1 BIT 1.4	
---E-C-HISTORY---B-MACH#27RNB	
309521C	FRAME 01
309538	IBP CORP.SDD DL010
DATE LAST EC	P.No 5997734 000
04-19-72 309545	



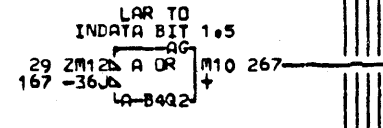
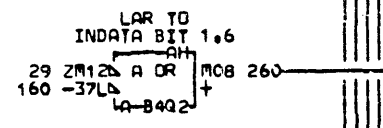
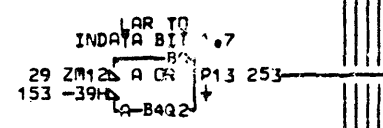
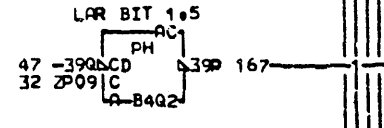
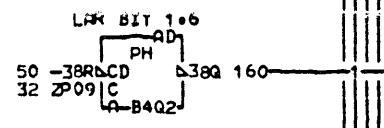
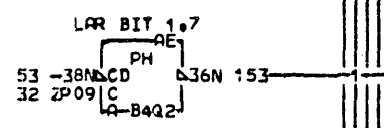
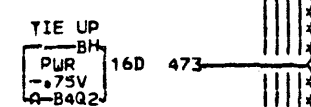
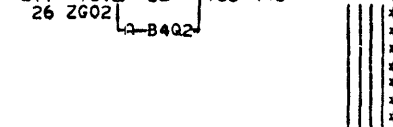
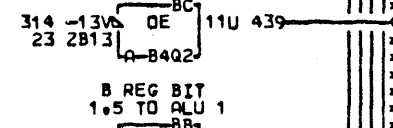
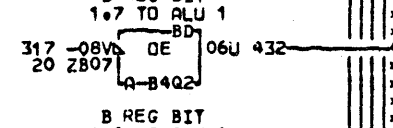
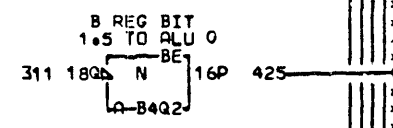
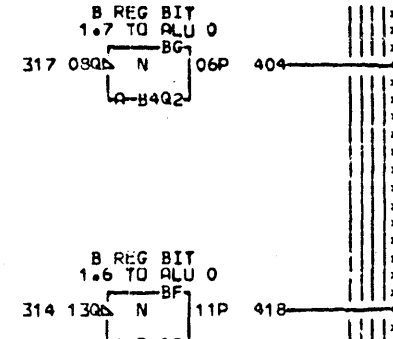
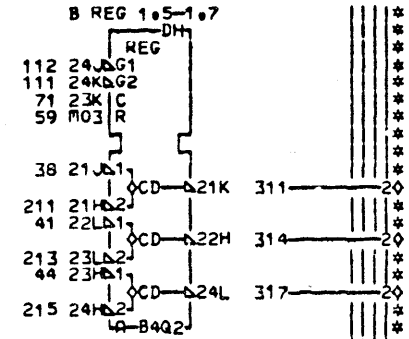
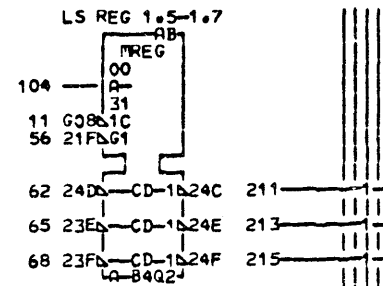
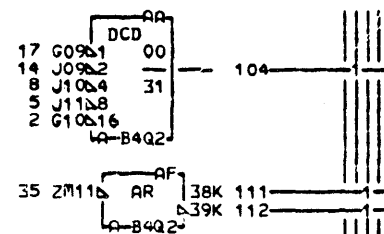
THIS PAGE IS FOR 3705-II ONLY.

EDGE CONN. A-B4Q2S09  
 2 RESISTOR 27 RESISTOR  
 A-B4Q2U09 A-B4Q2S02  
 7 RESISTOR 304 A-B4F6C04  
 A-B4Q2U07 01A-B3F1C13  
 12 RESISTOR  
 A-B4Q2S04  
 17 RESISTOR  
 A-B4Q2S07  
 22 RESISTOR

LOC. TYPE  
 A-B4Q2 6802

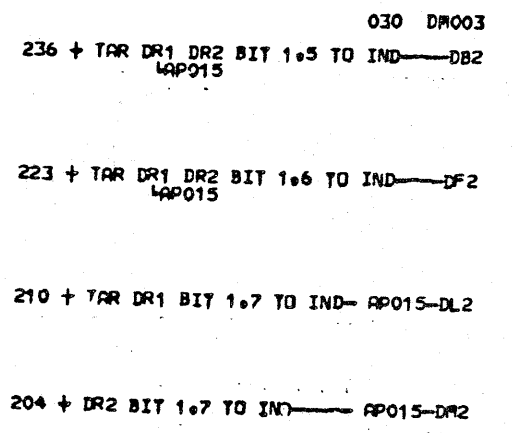
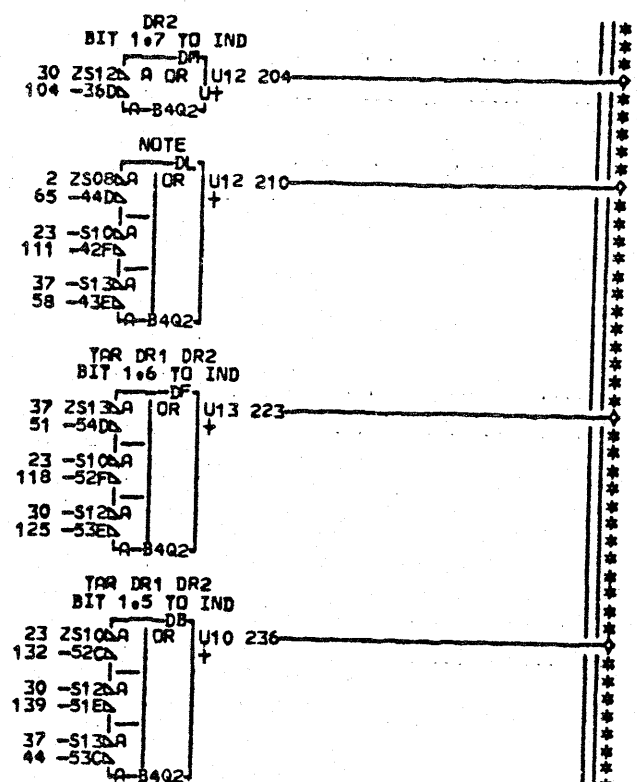
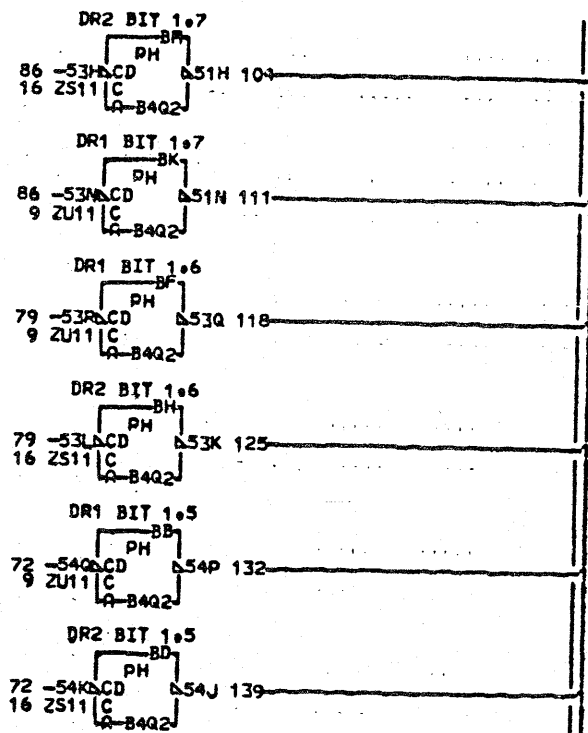
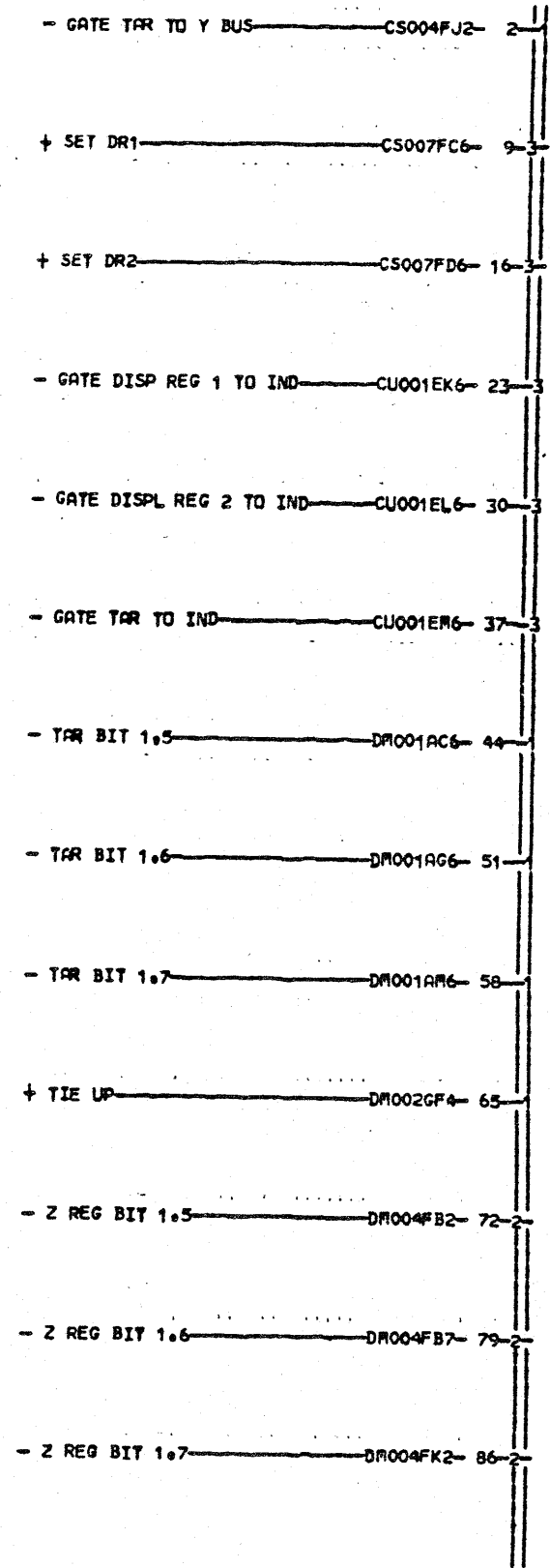
SAR TAR AND Y BUS ASSEMBLERS  
 BITS 1.5-1.7  
 -E.C.-HISTORY-D-MACH-27RNB  
 312922  
 314419 FRAME 01  
 DATE LAST EC IBM CORP.SDD DM001  
 10-06-76 315053 P.N. 1750233 030

- SELECT LS REG GROUP 1+2 - CC006AU4 - 2
- SELECT LS REG GROUP 1+3 - CC006AV4 - 5
- SELECT LS REG BIT 0+1+2+3 - CC006AW4 - 8
- WRITE LS - CC006BJ4 - 11
- SELECT LS REG 0+1+4+5 - CC006BK4 - 14
- SELECT LS REG BIT 0+2+4+6 - CC006BL4 - 17
- + FORCE ERROR IN BIT 7 - CK002DA2 - 20
- + FORCE ERROR IN BIT 6 - CK002DB2 - 23
- + FORCE ERROR IN BIT 5 - CK002DC2 - 26
- GATE INPUT 74 - CQ004FJ6 - 29
- + SET LAR - CS001DM2 - 32
- GATE Y BUS TO B REG - CS004ED2 - 35
- Y BUS BIT 1.5 - DMO01DC4 - 38
- Y BUS BIT 1.6 - DMO01DH4 - 41
- Y BUS BIT 1.7 - DMO01DL4 - 44
- SAR BIT 1.5 - DMO01EC6 - 47
- SAR BIT 1.6 - DMO01EH6 - 50
- SAR BIT 1.7 - DMO01EK6 - 53
- SELECT FLOAT - DMO02002 - 56
- FLOAT - DMO02004 - 59
- Z REG BIT 1.5 - DMO04FB2 - 62
- Z REG BIT 1.6 - DMO04FB7 - 65
- Z REG BIT 1.7 - DMO04FK2 - 68
- + SET A REG AND B REG - DMO05EA2 - 71



LOC. TYPE  
A-B4Q2 6802

- 030 DMO02
- 311 - B REG BIT 1.5 - DMO07-DH2
- 314 - B REG BIT 1.6 - DMO07-DH5
- 317 - B REG BIT 1.7 - DMO07-DH8
- 267 + LAR TO INDATA BIT 1.5 - CU012-EB2
- 260 + LAR TO INDATA BIT 1.6 - CU012-ED2
- 253 + LAR TO INDATA BIT 1.7 - CU012-EF2
- 446 + B REG BIT 1.5 TO ALU 1 - DMO08-EJ2
- 439 + B REG BIT 1.6 TO ALU 1 - DMO09-EL2
- 432 + B REG BIT 1.7 TO ALU 1 - DMO10-EN2
- 425 + B REG BIT 1.5 TO ALU 0 - FJ2  
DMO06 DMO08
- 418 + B REG BIT 1.6 TO ALU 0 - FL2  
DMO06 DMO09
- 404 + B REG BIT 1.7 TO ALU 0 - FN2  
DMO06 DMO10
- 473 + TIE UP - GF4  
DMO03 DMO10



THIS PAGE IS FOR 3705-II ONLY.  
NOTE THIS 3A0 IS USED AS A 2A0.



LOC. TYPE  
A-8432 6802

DM003  
030 SIM TO PN 5997737 EC 309545

CCU DISPLAY REGISTERS 1 AND 2  
BITS 1.5 1.6 AND 1.7  
E.C. HISTORY D. RACH. 27RNB  
312922  
314419  
FRAME 01  
IBR CORP. SDD  
DATE LAST EC P.No. 1750234  
10-06-76 315053  
DM003  
030



+ ALU ADD CONTROL BYTE 1 — CA004EX6 — 2  
 + T2+T3 SET Z-REG BYTE 1 — CC006FG3 — 7  
 - ALU 0 SUM BIT 0.5 — DJ008FF2 — 12  
 - ALU 0 SUM BIT 0.6 — DJ009FF2 — 17  
 - ALU 0 SUM BIT 0.7 — DJ010FF2 — 22  
 - Z BUS BITS 1.0-1.7 SELECT 2 — DK976CB2 — 27  
 - Z BUS BITS 1.5-1.7 SELECT A — DM006GL6 — 32  
 + ALU 0 EXCLUSIVE OR BIT 1.5 — DM008ED2 — 37  
 - ALU 0 SUM BIT 1.5 — DM008FF2 — 42  
 - ALU 1 SUM BIT 1.5 — DM008GA2 — 47  
 + ALU 0 EXCLUSIVE OR BIT 1.6 — DM009ED2 — 52  
 - ALU 0 SUM BIT 1.6 — DM009FF2 — 57  
 - ALU 1 SUM BIT 1.6 — DM009GA2 — 62  
 + ALU 0 EXCLUSIVE OR BIT 1.7 — DM010ED2 — 67  
 - ALU 0 SUM BIT 1.7 — DM010FF2 — 72  
 - ALU 1 SUM BIT 1.7 — DM010GA2 — 77



030 DM004

126 - ALU ADD CONTROL BYTE 1- DM006-AC2  
 212 - Z REG BIT 1.5 — FB2  
 219 - Z REG BIT 1.6 — FB7  
 237 - Z REG BIT 1.7 — FK2  
 213 - Z BUS BIT 1.5 — GB6  
 215 + OUTBUS BIT 1.5 — AA001-CC2  
 220 - Z BUS BIT 1.6 — GF6  
 222 + OUTBUS BIT 1.6 — AA001-GG2  
 238 - Z BUS BIT 1.7 — GK6  
 240 + OUTBUS BIT 1.7 — AA001-GL2  
 304 - Z BUS BITS 1.5-1.7 ZERO DK974-GF6

THIS PAGE IS FOR 3705-II ONLY.




EDGE CONN.  
 213 A-B4F1E13  
 01A-B3F6E04  
 215 A-B4U4D10  
 220 A-B4G1A11  
 01A-B3G6A02  
 222 A-B4U4D11  
 238 A-B4G1A13  
 01A-B3G6A04  
 240 A-B4U4D13

LOC. TYPE  
 A-B4Q2 6802

DM004  
 030 SIM TO PN 5997738 EC 310268

ALU 0 ALU 1 AND Z REG BITS 1.5-1.7		D-MACH.27RNB	
EC-HISTORY	312922	FRAME	01
	314419	IBA CORP.SDD	DM004
DATE	LAST EC	P.N.	1750235 030
10-06-76	315053		

- COMPLEMENT A BUS - CA004DD2- 2-3  
 - TO+T1 TIME SET A-B REGS - CC007HK4- 7-3  
 + FORCE CONSTANT 00002 - CF001AK6- 12-  
 + FORCE CONSTANT 00001 - CF001AL6- 17-  
 + FORCE A BUS BIT 1.5 - CF001BG2- 22-  
 + FORCE A BUS BIT 1.6 - CF001BH2- 27-  
 + FORCE A BUS BIT 1.7 - CF001BJ2- 32-  
 - GATE SAR TO A BUS - CS004BK6- 37-3  
 + COMPARE FORCE A BUS BIT 1.7 - CS006BA2- 42-  
 - SAR BIT 1.5 - DM001EC6- 47-  
 - SAR BIT 1.6 - DM001EH6- 52-  
 - SAR BIT 1.7 - DM001EK6- 57-  
 + SHIFT RIGHT BIT 1.5 TO A BUS - DR994BB2- 62-  
 + SDR BIT 1.5 TO A BUS - DR994BC2- 67-  
 + SHIFT RIGHT BIT 1.6 TO A BUS - DR994BE2- 72-  
 + SDR BIT 1.6 TO A BUS - DR994BF2- 77-  
 + SHIFT RIGHT BIT 1.7 TO A BUS - DR994BH2- 82-  
 + SDR BIT 1.7 TO A BUS - DR994BJ2- 87-



030 DM005  
 125 + SET A REG AND B REG - DM002-EA2  
 321 - A REG BIT 1.5 - DM007-FD2  
 322 + A REG BIT 1.5 - DM006 DM008 - FD6  
 312 - A REG BIT 1.6 - DM007-FH2  
 313 + A REG BIT 1.6 - DM006 DM009 - FH6  
 303 - A REG BIT 1.7 - DM007-FA2  
 304 + A REG BIT 1.7 - DM006 DM010 - FM6

THIS PAGE IS FOR 3705-II ONLY.

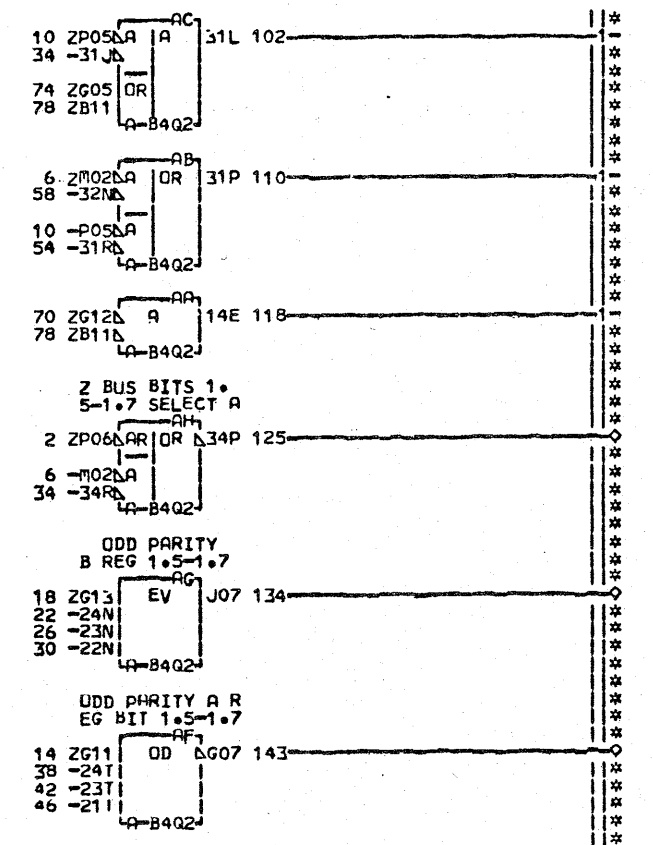
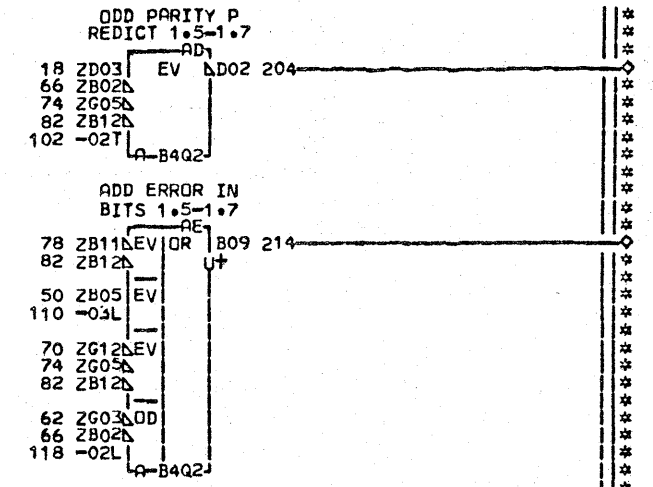
EDGE CONN.  
202 A-84V3D10  
01A-83V3D10

LOC. TYPE  
A-84Q2 6802

DM005  
030 SIM TO PN 5997739 EC 310268

A BUS ASSEMBLER		BITS 1.5-1.7	
E.C. HISTORY	312922	D. MACH. 27RNB	
	314419	FRAME	01
DATE	10-06-76	LAST EC	315053
		IBM CORP. SDD	DM005
		P.N. 1750236	030

- 204 - ODD PARITY PREDICT 1.5-1.7 - DF8  
L0L006
- 214 + ADD ERROR IN BITS 1.5-1.7 - DJ6  
L0K976
- 143 - ODD PARITY A REG BIT 1.5-1.7 - FA2  
L0L006
- 134 + ODD PARITY B REG 1.5-1.7 - FD2  
L0L006
- 125 - Z BUS BITS 1.5-1.7 SELECT A - GL6  
L0M004



- CROSS HI TO LO - CA003HM2 - 2-1
- SUBTRACT A BUS - CA004EM2 - 6-2
- + SUBTRACT A BUS - CA004EM6 - 10-2
- + FORCE A REG PARITY ERROR - CK001GB2 - 14-1
- + TIE UP - DK002GF4 - 18-1
- + B REG BIT 1.5 TO ALU 0 - DM002FJ2 - 22-1
- + B REG BIT 1.6 TO ALU 0 - DM002FL2 - 26-1
- + B REG BIT 1.7 TO ALU 0 - DM002FN2 - 30-1
- ALU ADD CONTROL BYTE 1 - DM004AC2 - 34-2
- + A REG BIT 1.5 - DM005FD6 - 38-1
- + A REG BIT 1.6 - DM005FH6 - 42-1
- + A REG BIT 1.7 - DM005FM6 - 46-1
- + CARRY LA FROM BITS 1.5-1.7 - DM007DD6 - 50-1
- + ALU 0 CARRY BIT 1.5 - DM008DA6 - 54-1
- + ALU 1 CARRY BIT 1.5 - DM008EG6 - 58-1
- ALU 0 SUM BIT 1.5 - DM008FF2 - 62-1
- ALU 1 SUM BIT 1.5 - DM008GM2 - 66-2
- ALU 0 SUM BIT 1.6 - DM009FF2 - 70-1
- ALU 1 SUM BIT 1.6 - DM009GM2 - 74-2
- ALU 0 SUM BIT 1.7 - DM010FF2 - 78-2
- ALU 1 SUM BIT 1.7 - DM010GM2 - 82-2

NOTE THIS 3A0 IS USED AS A 2A0.

LDC. TYPE R-B4Q2 6802

ALU CHECK BITS 1.5-1.7		E.C. HISTORY - BY MACH. 3705IGAR	
309521C	FRAME	01	
309543	IBM CORP. SDD	DM006	
DATE 02-05-73	LAST EC 310268	P.N. 5997740	000

- SUBTRACT A BUS - CA004EM2- 2-1

- B REG BIT 1.5 - DM002DH2- 12-32

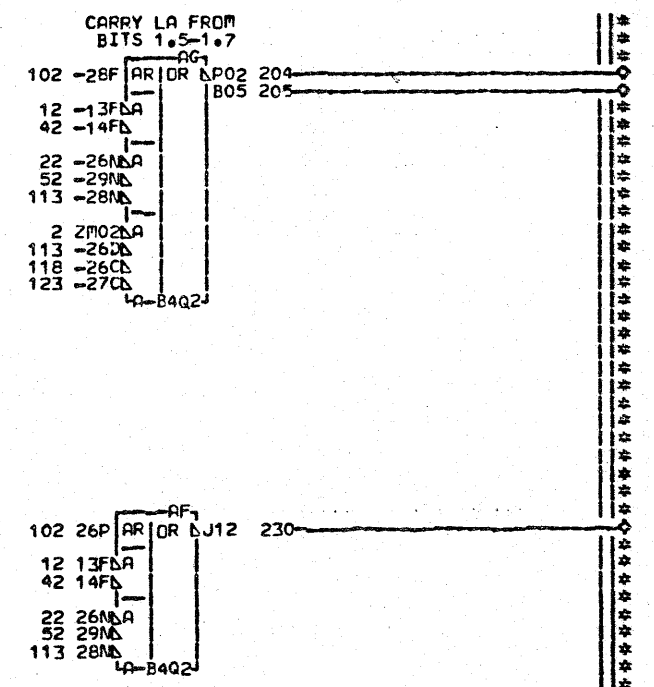
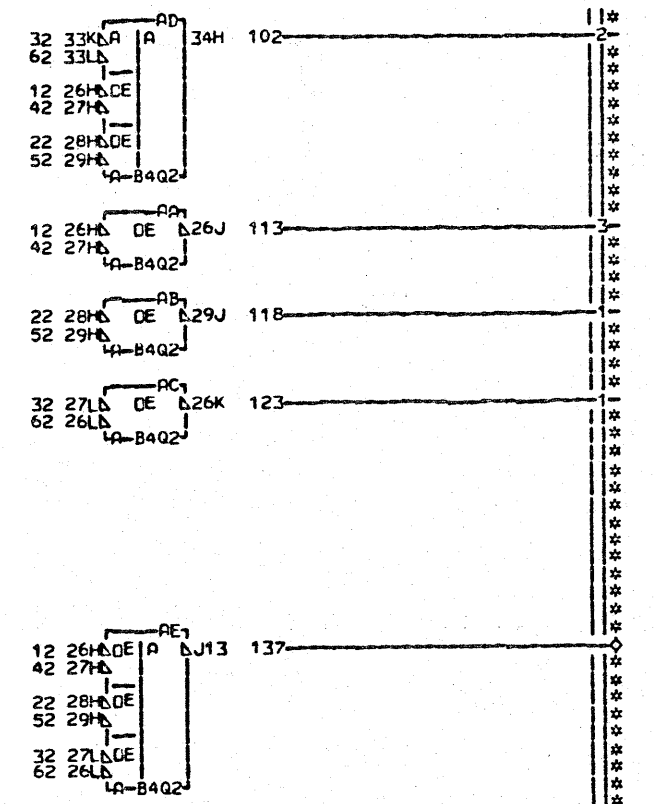
- B REG BIT 1.6 - DM002DH5- 22-32

- B REG BIT 1.7 - DM002DH8- 32-3

- A REG BIT 1.5 - DM005FD2- 42-32

- A REG BIT 1.6 - DM005FH2- 52-32

- A REG BIT 1.7 - DM005FM2- 62-3



137 UNUSED - CJ6

230 UNUSED - DB2

204 - CARRY LA FROM BITS 1.5-1.7 - DJ2  
LDL006 LDL007

205 + CARRY LA FROM BITS 1.5-1.7 - DD6  
LDL006 LDM006

LOC. TYPE  
P-B4Q2 6802

3-BIT CARRY LOCKHEAD  
BITS 1.5-1.7  
E-C-HISTORY - B-MACH-27RNB  
309521C  
FRAP 01  
IBM CORP. SDD DM007  
DATE LAST EC P.No. 5997741 000  
04-19-72 309545

+ ALU AND CONTROL BYTE 1 — CA004EC6 — 2-2

+ ALU OR CONTROL BYTE 1 — CA004EG6 — 12-2

+ ALU ADD CONTROL BYTE 1 — CA004EK6 — 22-2




+ B REG BIT 1.5 TO ALU 1 — DM002EJ2 — 32-21

+ B REG BIT 1.5 TO ALU 0 — DM002FJ2 — 42-21

+ A REG BIT 1.5 — DM005FD6 — 52-44

+ ALU 0 CARRY BIT 1.6 — DM009DA6 — 62-2

+ ALU 1 CARRY BIT 1.6 — DM009EG6 — 72-2



000 DM008

117 + ALU 0 CARRY BIT 1.5 — DM006-DA6

217 + ALU 0 EXCLUSIVE OR BIT 1.5 — ED2  
DM004

124 + ALU 1 CARRY BIT 1.5 — DM006-EG6

311 - ALU 0 SUM BIT 1.5 — FF2  
DM004 DM004 DM006

304 - ALU 1 SUM BIT 1.5 — GM2  
DM004 DM006

LCC TYPE  
4-B4Q2 6802

DM008  
000

ALU 0 AND ALU 1 BIT 1.5	
E.C. HISTORY 309521C 309538	B. PACH. 27RNB FRAME 01
DATE LAST EC 04-19-72 309545	IBM CCFP. SDD DM008 P.N. 5997742 000

+ ALU AND CONTROL BYTE 1 — CA004EC6 — 2-2

+ ALU OR CONTROL BYTE 1 — CA004EG6 — 12-2

+ ALU ADD CONTROL BYTE 1 — CA004EK6 — 22-2




+ B REG BIT 1-6 TO ALU 1 — DM002EL2 — 32-21

+ B REG BIT 1-6 TO ALU 0 — DM002FL2 — 42-21

+ A REG BIT 1-6 — DM005FH6 — 52-44

+ ALU 0 CARRY BIT 1-7 — DM010DA6 — 62-2

+ ALU 1 CARRY BIT 1-7 — DM010EG6 — 72-2



000 DM009

117 + ALU 0 CARRY BIT 1-6 — DM008-DA6

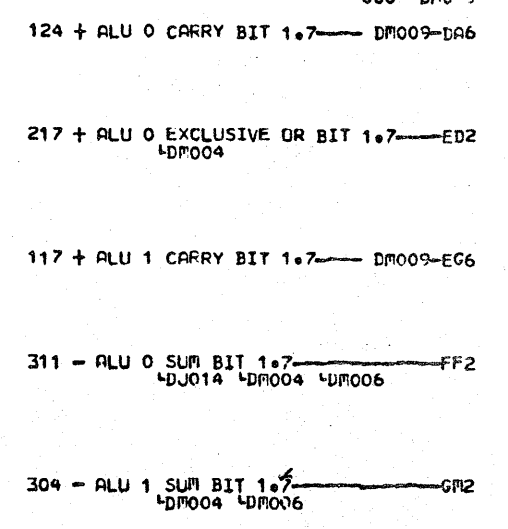



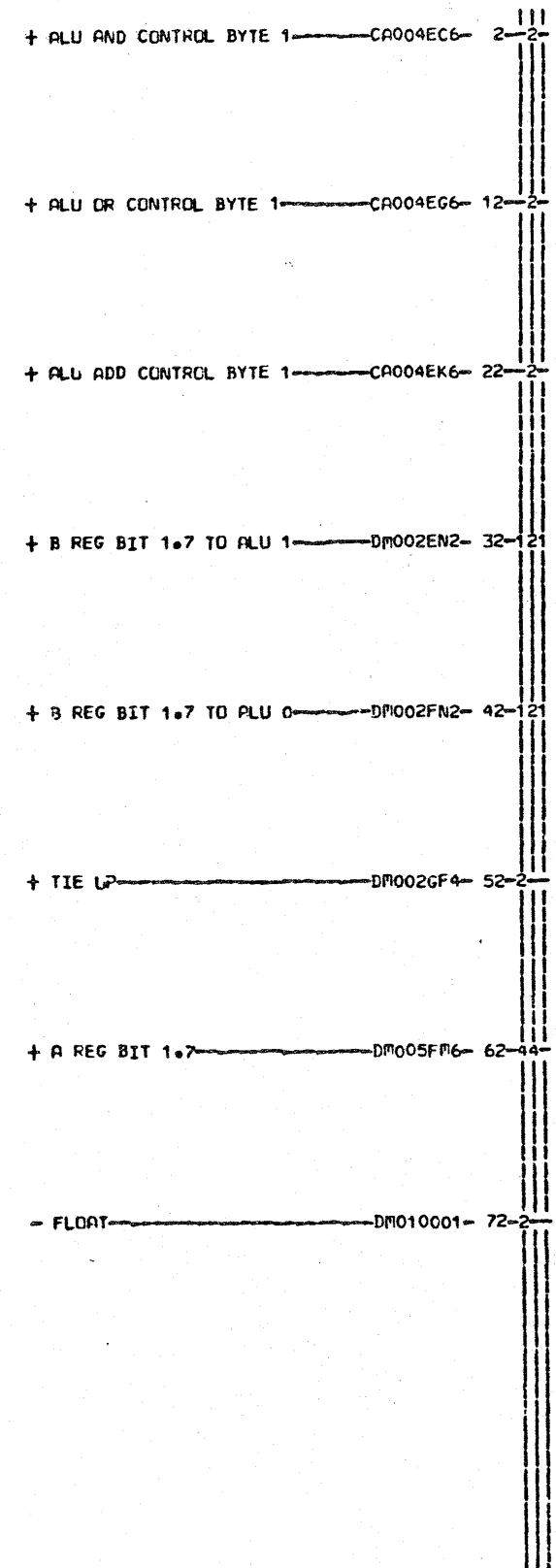
217 + ALU 0 EXCLUSIVE OR BIT 1-6 — ED2  
DM004

124 + ALU 1 CARRY BIT 1-6 — DM008-EG6

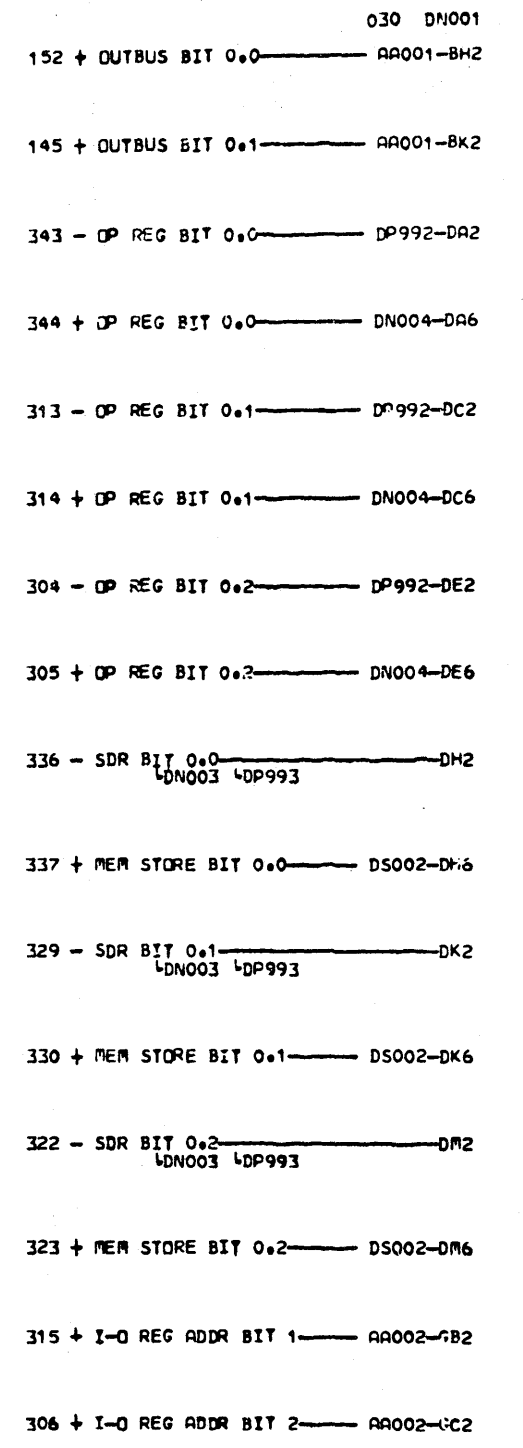
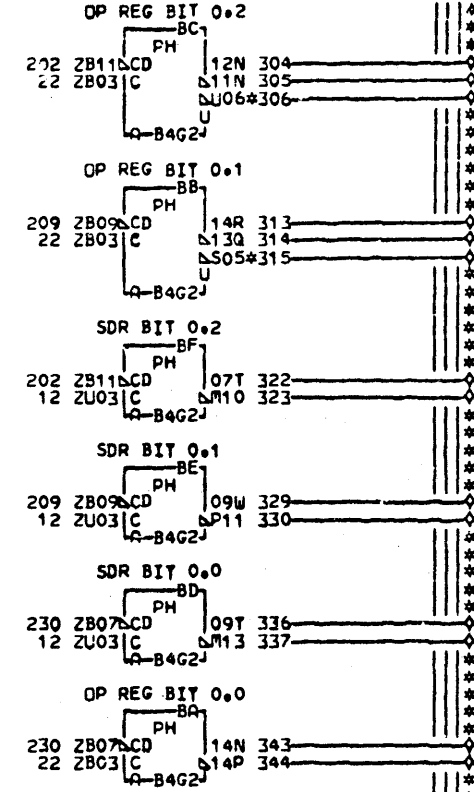
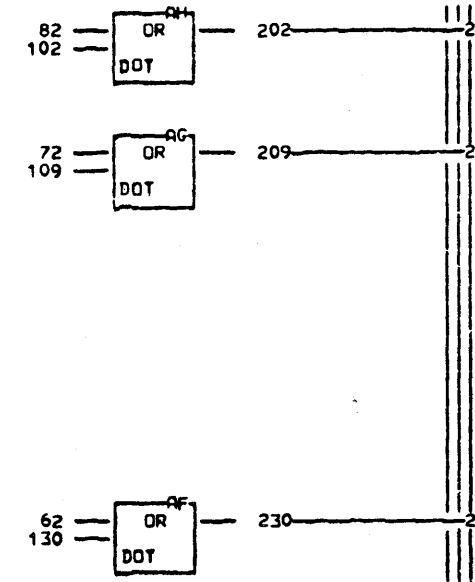
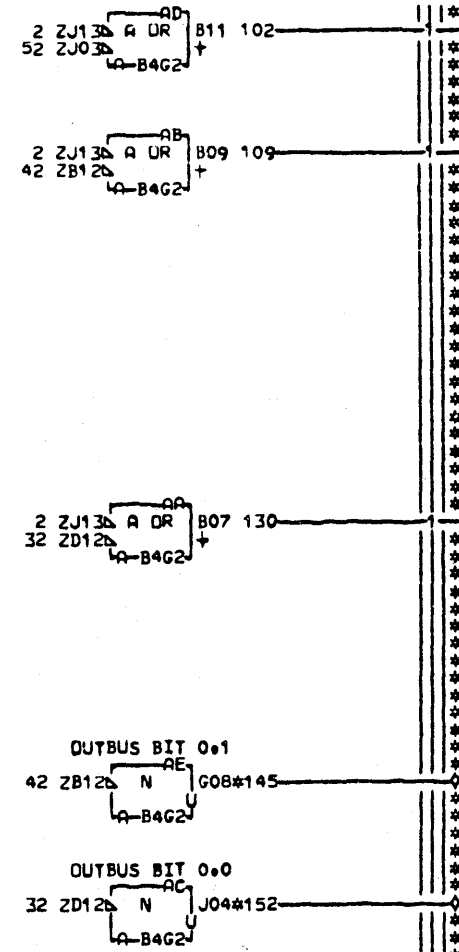
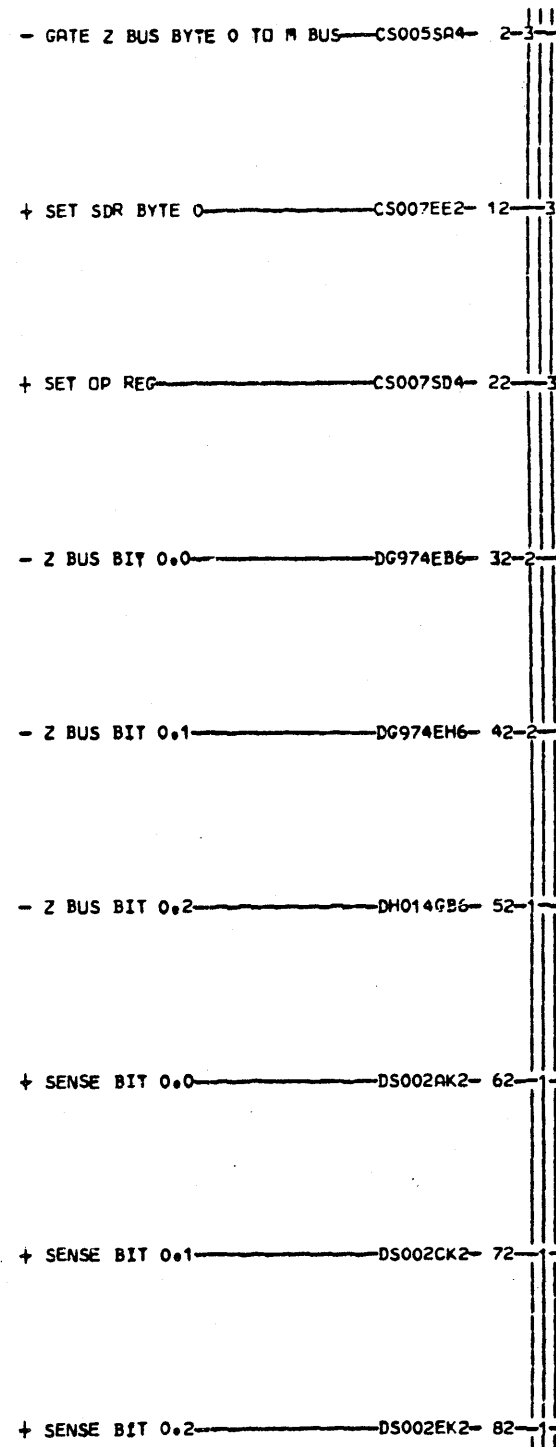
311 - ALU 0 SUM BIT 1-6 — FF2  
DM014 DM004 DM006

304 - ALU 1 SUM BIT 1-6 — GM2  
DM004 DM006

LDC. TYPE  
A-B4Q2 6802



LOC. TYPE  
A-B4Q2 6802



THIS PAGE IS FOR 3705-II ONLY.

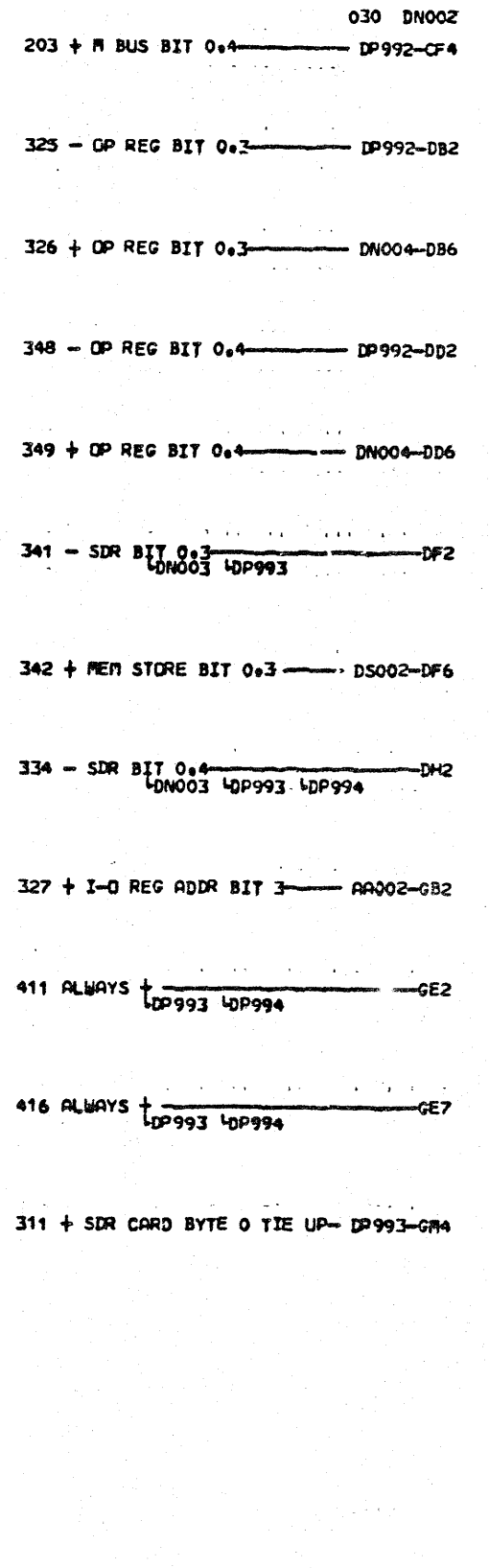

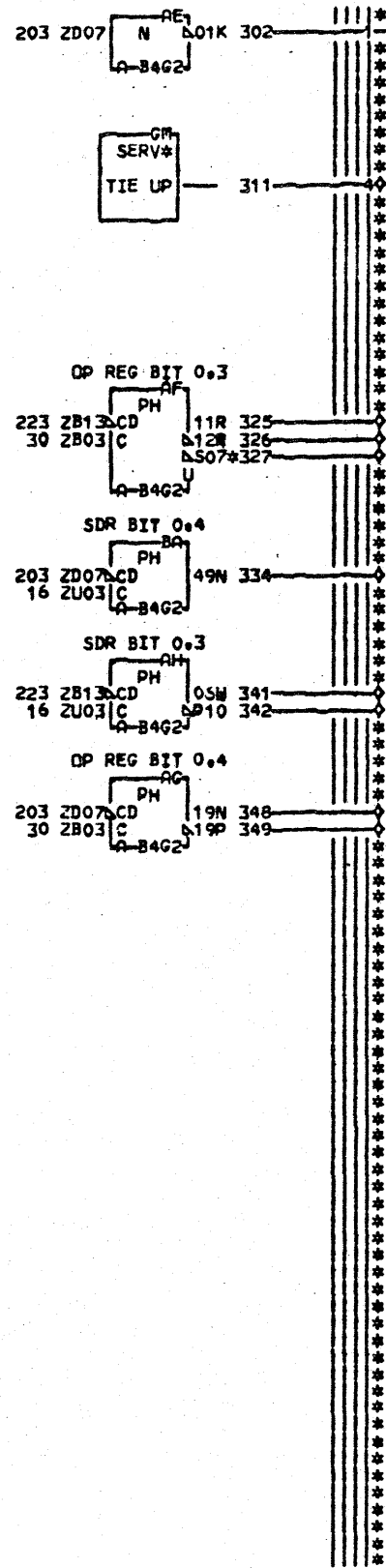


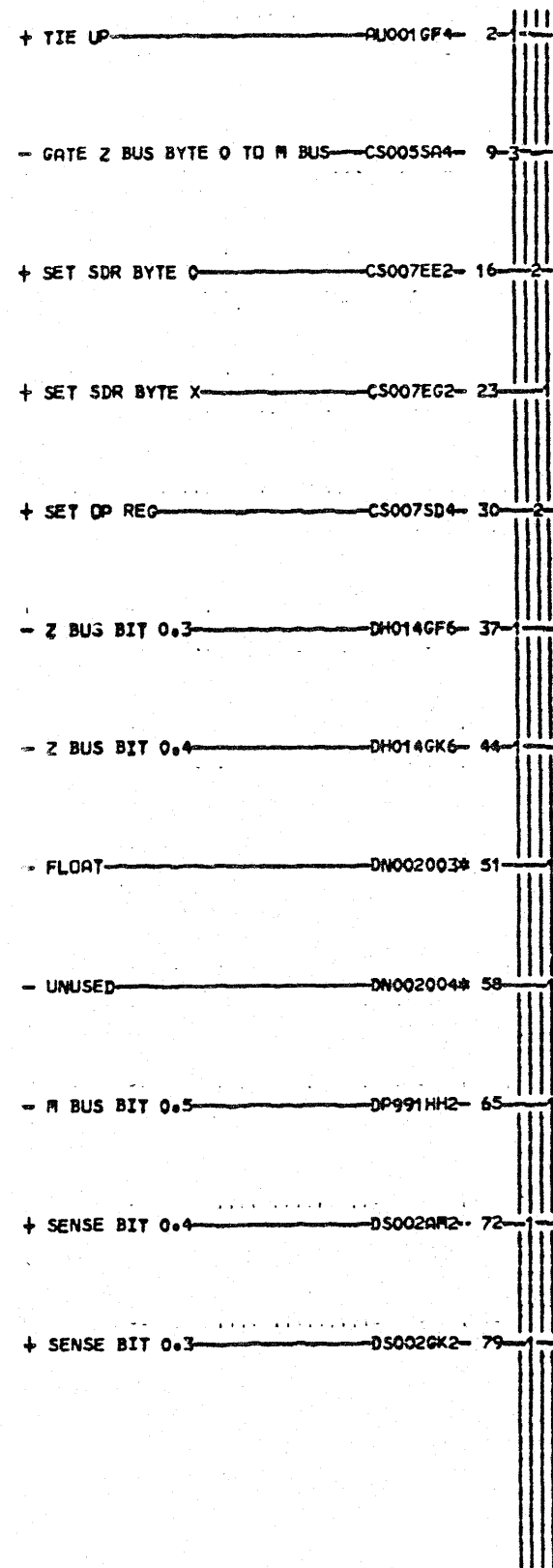
EDGE CONN.  
 145 A-B4U4B05  
 152 A-B4U4B04  
 306 A-B4V5B05  
 315 A-B4V5B04

LOC. TYPE  
 A-B4G2 AB90

DN001  
 030 SIM TO PN 5997745 EC 310268

OP REG AND SDR BITS 0.0-0.4		E.C. HISTORY - D MACH. 27RNB	
312922	FRAME	01	
314419	IBM CORP.	DN001	
DATE	LAST EC	P.N.	1750237 030
08-31-76	315053		





THIS PAGE IS FOR 3705-II ONLY.

EDGE CONN.  
51 RESISTOR  
A-B4G2U10  
58 RESISTOR  
A-B4G2S13  
327 A-B4V5B06

LOC. TYPE  
A-B4G2 AB90

DN002  
030 SIM TO PN 5997746 EC 310268

OP REG AND SDR BITS 0.0-0.4		PACH. 27RNB	
E.C. HISTORY		FRAME 01	
312922		IBN CORP.	
314419		P.No. 1750238	
DATE LAST EC		DN002	
08-31-76 315053		030	

- GATE SDR 0.0-0.4 TO A BUS—CF003DB6— 2-5

- SHIFT RIGHT BIT 0.0—CF004CE6— 12-

- SHIFT RIGHT—CF004CF5— 22-5

- SDR BIT 0.0—DN001DH2— 32-2

- SDR BIT 0.1—DN001DK2— 42-2

- SDR BIT 0.2—DN001DM2— 52-2

- SDR BIT 0.3—DN002DF2— 62-2

- SDR BIT 0.4—DN002DH2— 72-

SHIFT RIGHT BIT 0.0 TO A BUS  
 12 Z5046 A OR M12 104  
 22 ZM026 A OR U+  
 LA-B4G2J

SDR BIT 0.4 TO A BUS  
 2 ZP136 A OR M07 111  
 72 -42H A OR U+  
 LA-B4G2J

SDR BIT 0.3 TO A BUS  
 2 ZP136 A OR P09 118  
 62 -36D A OR U+  
 LA-B4G2J

SDR BIT 0.2 TO A BUS  
 2 ZP136 A OR M09 125  
 52 -37F A OR U+  
 LA-B4G2J

SDR BIT 0.1 TO A BUS  
 2 ZP136 A OR P12 132  
 42 -39E A OR U+  
 LA-B4G2J

SDR BIT 0.0 TO A BUS  
 2 ZM116 A OR M12 139  
 32 -37C A OR U+  
 LA-B4G2J

SHIFT RIGHT BIT 0.4 TO A BUS  
 22 ZM026 A OR M07 146  
 62 -32C A OR U+  
 LA-B4G2J

SHIFT RIGHT BIT 0.3 TO A BUS  
 22 ZM026 A OR P09 153  
 52 -46J A OR U+  
 LA-B4G2J

SHIFT RIGHT BIT 0.2 TO A BUS  
 22 ZM026 A OR M09 160  
 42 -47L A OR U+  
 LA-B4G2J

SHIFT RIGHT BIT 0.1 TO A BUS  
 22 ZM026 A OR P12 167  
 32 -49K A OR U+  
 LA-B4G2J

030 DN003

104 + SHIFT RIGHT BIT 0.0 TO A BUS—BB2  
 LDG975

139 + SDR BIT 0.0 TO A BUS— DG975-BC2

167 + SHIFT RIGHT BIT 0.1 TO A BUS—CD2  
 LDG975

132 + SDR BIT 0.1 TO A BUS— DG975-CE2

160 + SHIFT RIGHT BIT 0.2 TO A BUS—DF2  
 LDH015

125 + SDR BIT 0.2 TO A BUS— DH015-DG2

153 + SHIFT RIGHT BIT 0.3 TO A BUS—EH2  
 LDH015

118 + SDR BIT 0.3 TO A BUS— DH015-EJ2

146 + SHIFT RIGHT BIT 0.4 TO A BUS—FK2  
 LDH015

111 + SDR BIT 0.4 TO A BUS— DH015-FL2

THIS PAGE IS FOR 3705-II ONLY.

LQC. TYPE  
 A-B4G2 AB90

DN003  
 030 SIM TO PN 5997747 EC 309545

OP REG AND SDR CARD	
BITS 0.0-0.4	
E.C. HISTORY	D. MACH. 27RNB
312922	FRAME 01
314419	IBM CORP.
DATE LAST EC	P.N. 1750239
10-06-76 315033	030

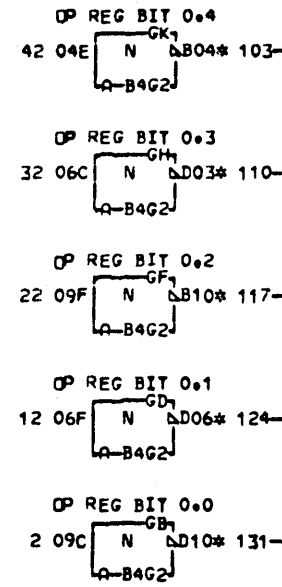
+ DP REG BIT 0.0 — DN001DA6 — 2—

+ DP REG BIT 0.1 — DN001DC6 — 12—

+ DP REG BIT 0.2 — DN001DE6 — 22—

+ DP REG BIT 0.3 — DN002DB6 — 32—

+ DP REG BIT 0.4 — DN002DD6 — 42—



030 DN004

131 - DP REG BIT 0.0 — GB2  
LCD001 LCD002 LDN005

124 - DP REG BIT 0.1 — GD2  
OCA002 LCD001 LCD002 LCL003  
LCZ001 LDN005

117 - DP REG BIT 0.2 — GF2  
OCA002 LCA003 LCD001 LCD002  
OCF002 LCL003 LCZ001 LCZ002  
LDN005

110 - DP REG BIT 0.3 — GH2  
OCA003 LCD001 LCD002 LCF002  
OCL003 LCL004 LCZ001 LCZ002  
LDN005

103 - DP REG BIT 0.4 — GK2  
LCD001 LCD002 LCD003 LDN005

THIS PAGE IS FOR 3705-II ONLY.

NOTE. SEE PAGE DN005  
FOR GATE DP REG  
TO INDICATOR GATES

DN004

030 SIM TO PN 5997748 EC 310268

EDGE CONN. 01A-B3A6D02

103 A-B4B1E11  
01A-B3B6B02  
110 A-B4B1A13  
01A-B3B6A04  
117 A-B4A1E11  
01A-B3A6F02  
124 A-B4A1D13  
01A-B3A6D04  
131 A-B4A1D11

LOC. TYPE  
A-B4G2 AB90

DP REG AND SDR BITS 0.0-0.4		MACH. 27RNB	
-E.C.-HISTORY-		FRAME	01
312922		IBM CORP.	DN004
314419		P.N. 1750240	030
DATE	LAST EC		
10-06-76	315053		

- GATE OP REG TO IND—CU001FM6— 2-03

- OP REG BIT 0.0—DN004GB2— 7—

- OP REG BIT 0.1—DN004GD2— 12—

- OP REG BIT 0.2—DN004GF2— 17—

- OP REG BIT 0.3—DN004GH2— 22—

- OP REG BIT 0.4—DN004GK2— 27—

- OP REG BIT 0.5—DP991GB6— 32—

- OP REG BIT 0.6—DP991GE6— 37—

- OP REG BIT 0.7—DP992GA6— 42—

- OP REG BIT 1.0—DQ004GB2— 47—

- OP REG BIT 1.1—DQ004GD2— 52—

- OP REG BIT 1.2—DQ004GF2— 57—

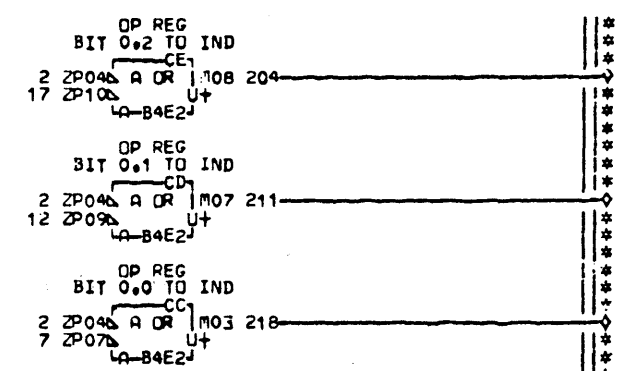
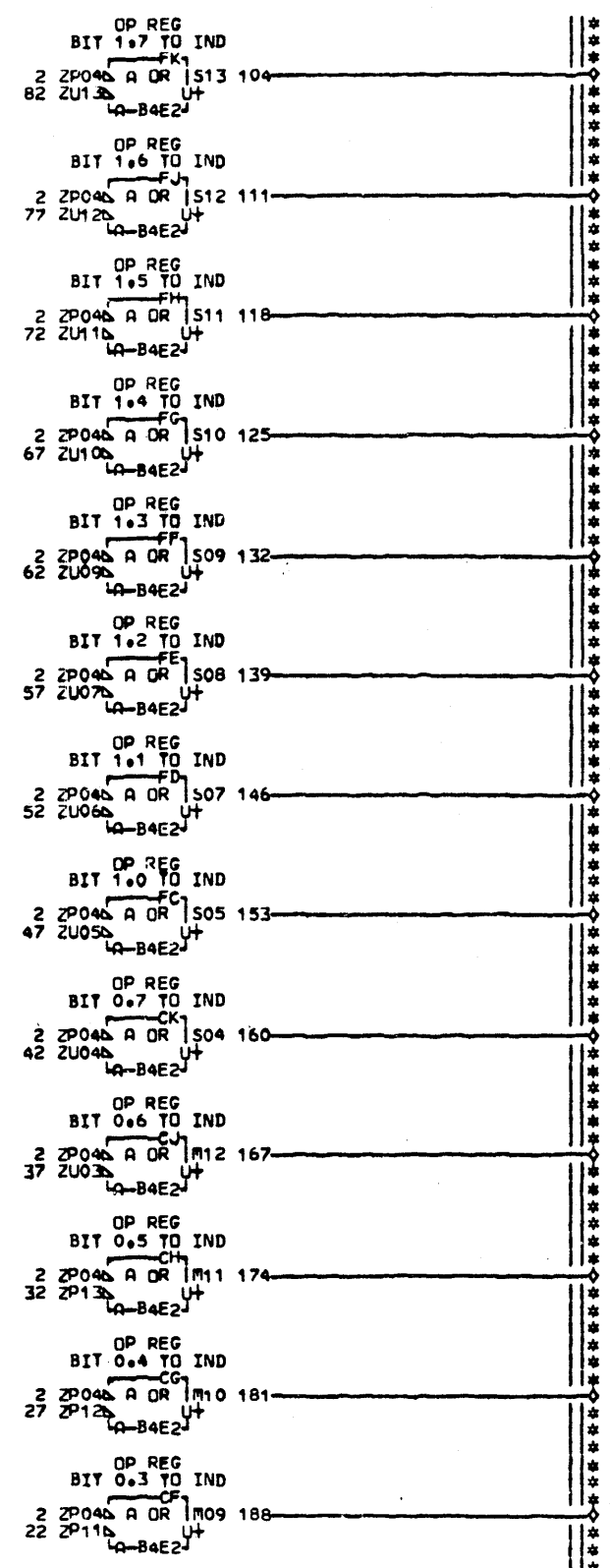
- OP REG BIT 1.3—DQ004GH2— 62—

- OP REG BIT 1.4—DQ004GK2— 67—

- OP REG BIT 1.5—DR991GB6— 72—

- OP REG BIT 1.6—DR991GE6— 77—

- OP REG BIT 1.7—DR992GA6— 82—



218 + OP REG BIT 0.0 TO IND— AP012-CC2

211 + OP REG BIT 0.1 TO IND— AP012-CD2

204 + OP REG BIT 0.2 TO IND— AP012-CE2

188 + OP REG BIT 0.3 TO IND— AP012-CF2

181 + OP REG BIT 0.4 TO IND— AP013-CG2

174 + OP REG BIT 0.5 TO IND— AP013-CH2

167 + OP REG BIT 0.6 TO IND— AP013-CJ2

160 + OP REG BIT 0.7 TO IND— AP013-CK2

153 + OP REG BIT 1.0 TO IND— AP014-FC2

146 + OP REG BIT 1.1 TO IND— AP014-FD2

139 + OP REG BIT 1.2 TO IND— AP014-FE2

132 + OP REG BIT 1.3 TO IND— AP014-FF2

125 + OP REG BIT 1.4 TO IND— AP015-FG2

118 + OP REG BIT 1.5 TO IND— AP015-FH2

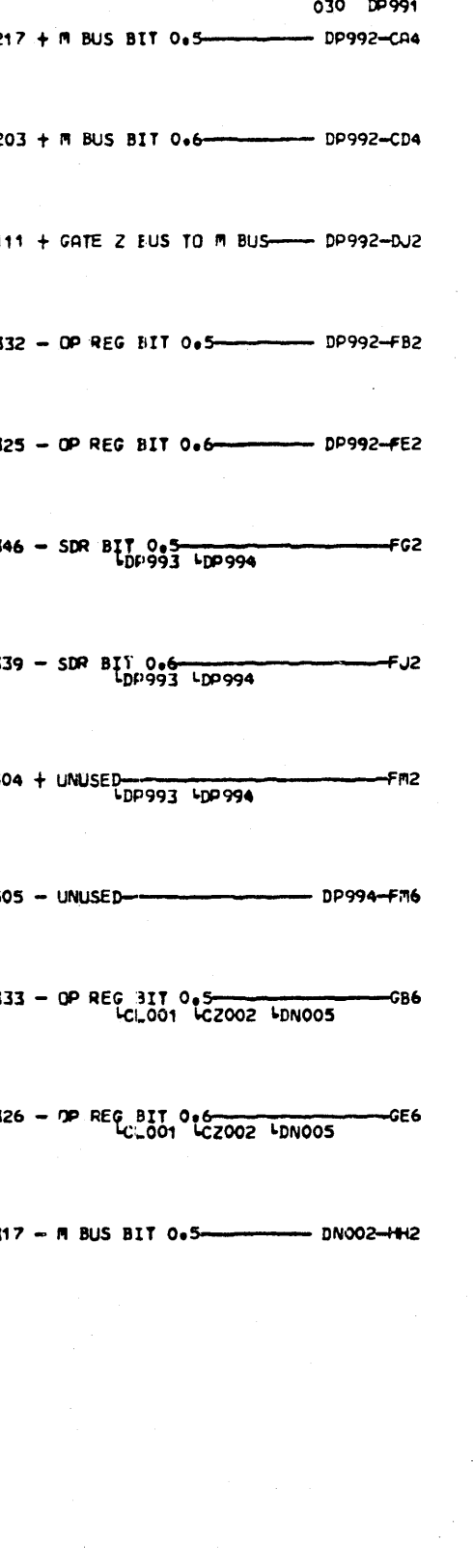


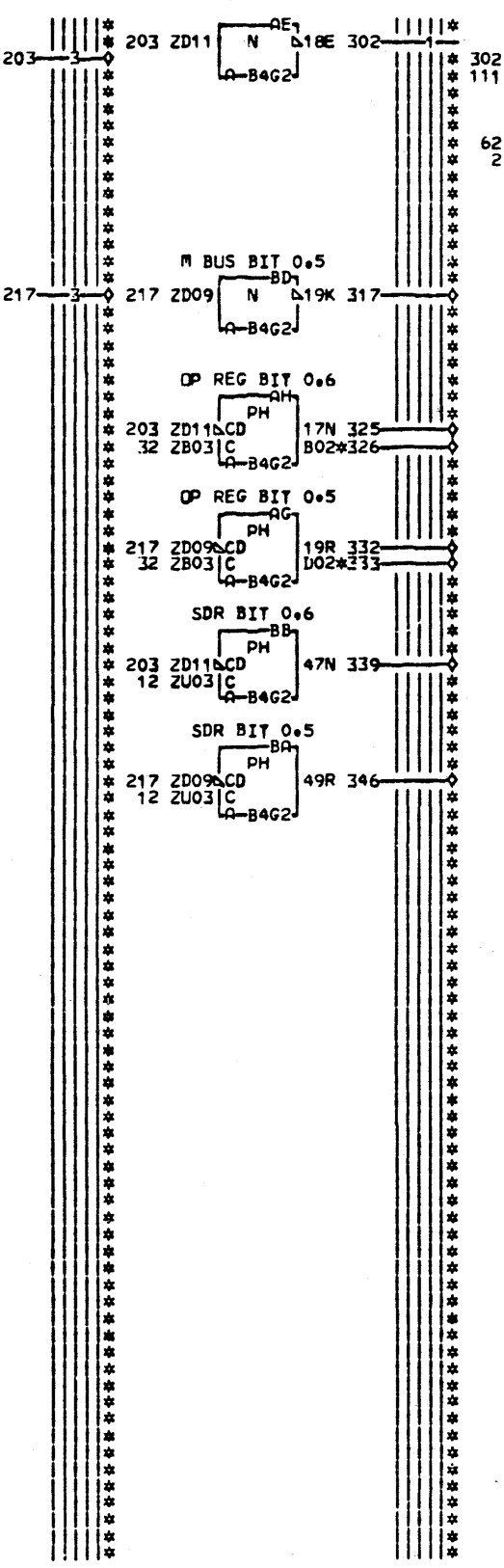
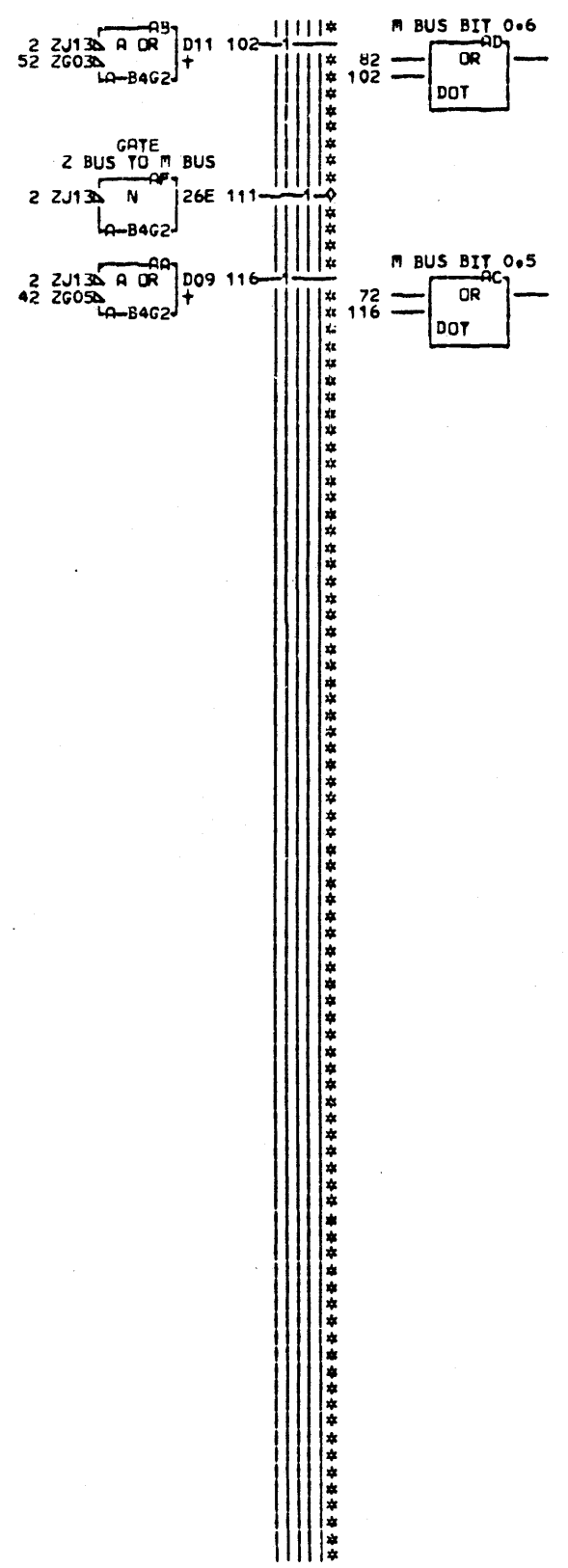
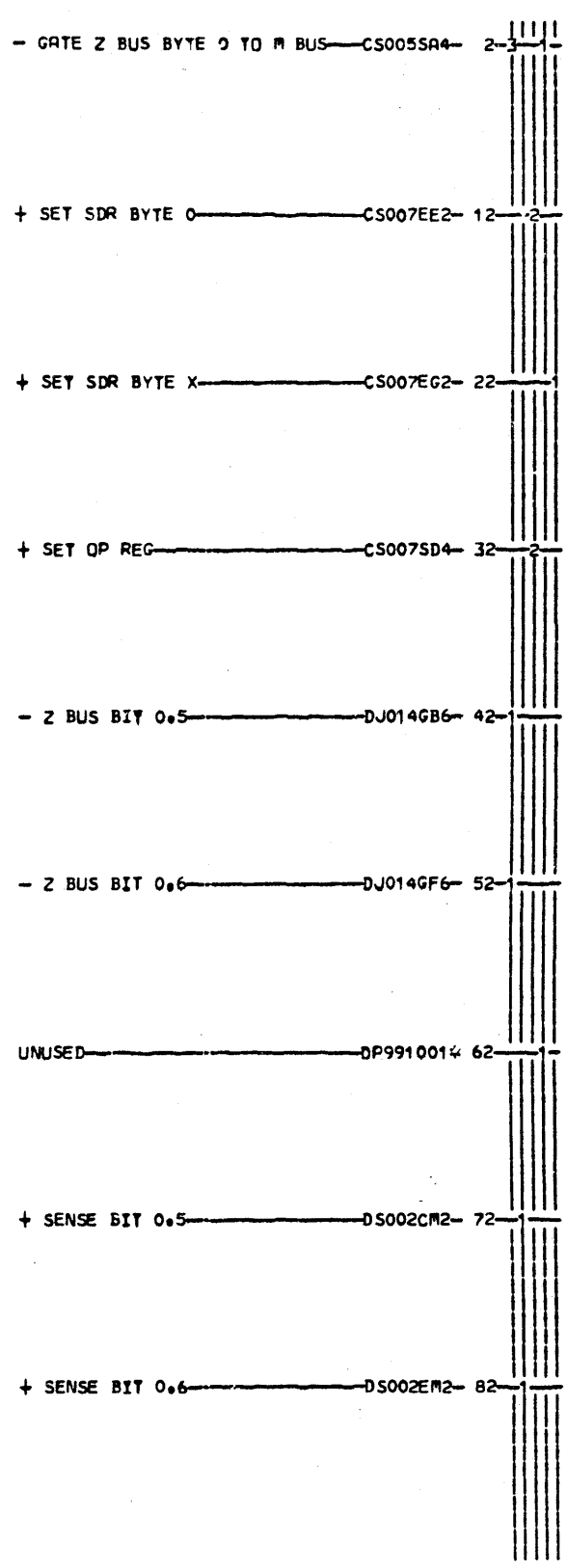
111 + OP REG BIT 1.6 TO IND— AP015-FJ2

104 + OP REG BIT 1.7 TO IND— AP015-FK2

THIS PAGE IS FOR 3705-II ONLY.

LOC. TYPE  
A-B4E2 AB89

FROM SDR CARDS	
GATE OP REG TO INDICATORS	
E.C. HISTORY—D, MACH. 27RNB	
31 2922	FRAME 01
31 4419	
IBM CORP. SDD DN005	
DATE LAST EC	P. No. 1750241 030
10-06-76 315053	



THIS PAGE IS FOR 3705-II ONLY.  
 NOTE. SEE PAGE DN005  
 FOR GATE OP REG  
 TO INDICATOR GATES

EDGE CONN.  
 62 RESISTOR  
 A-B4G2G07  
 326 A-B4B1C11  
 0 A-B3B6C02  
 333 A-B4B1B13  
 01A-B3B6B04

LOC. TYPE  
 A-B4G2 AB90

OP REG AND SDR BITS 0.5-0.7	D MACH. 27RNB
E.C. HISTORY 312922 314419	FRAME 01
DATE LAST EC 08-31-76 315053	IBM CORP. DP991 P.N. 1750242 030

+ TIE UP — AU001GF4 — 2 —

- SHIFT RIGHT BIT 0<sub>0</sub> — CF004CE6 — 5 —

+ BAD ADDRESS — CS002DK6 — 8 —

- GATE Z BUS BYTE 0 TO M BUS — CS005SA4 — 11 —

+ SET SDR BYTE 0 — CS007EE2 — 14 —

+ SET SDR BYTE X — CS007EG2 — 17 —

+ SET OP REG — CS007SD4 — 20 —

- Z BUS BIT 0<sub>0</sub>P — DG976EA6 — 23 —

- Z BUS BIT 0<sub>7</sub> — DJ014GK6 — 26 —

- OP REG BIT 0<sub>0</sub> — DN001DA2 — 29 —

- OP REG BIT 0<sub>1</sub> — DN001DC2 — 32 —

- OP REG BIT 0<sub>2</sub> — DN001DE2 — 35 —

+ M BUS BIT 0<sub>4</sub> — DN002CF4 — 38 —

- OP REG BIT 0<sub>3</sub> — DN002DB2 — 41 —

- OP REG BIT 0<sub>4</sub> — DN002DD2 — 44 —

+ M BUS BIT 0<sub>5</sub> — DP991CA4 — 47 —

+ M BUS BIT 0<sub>6</sub> — DP991CD4 — 50 —

+ GATE Z BUS TO M BUS — DP991D<sub>1</sub>2 — 53 —

- OP REG BIT 0<sub>5</sub> — DP991FB2 — 56 —

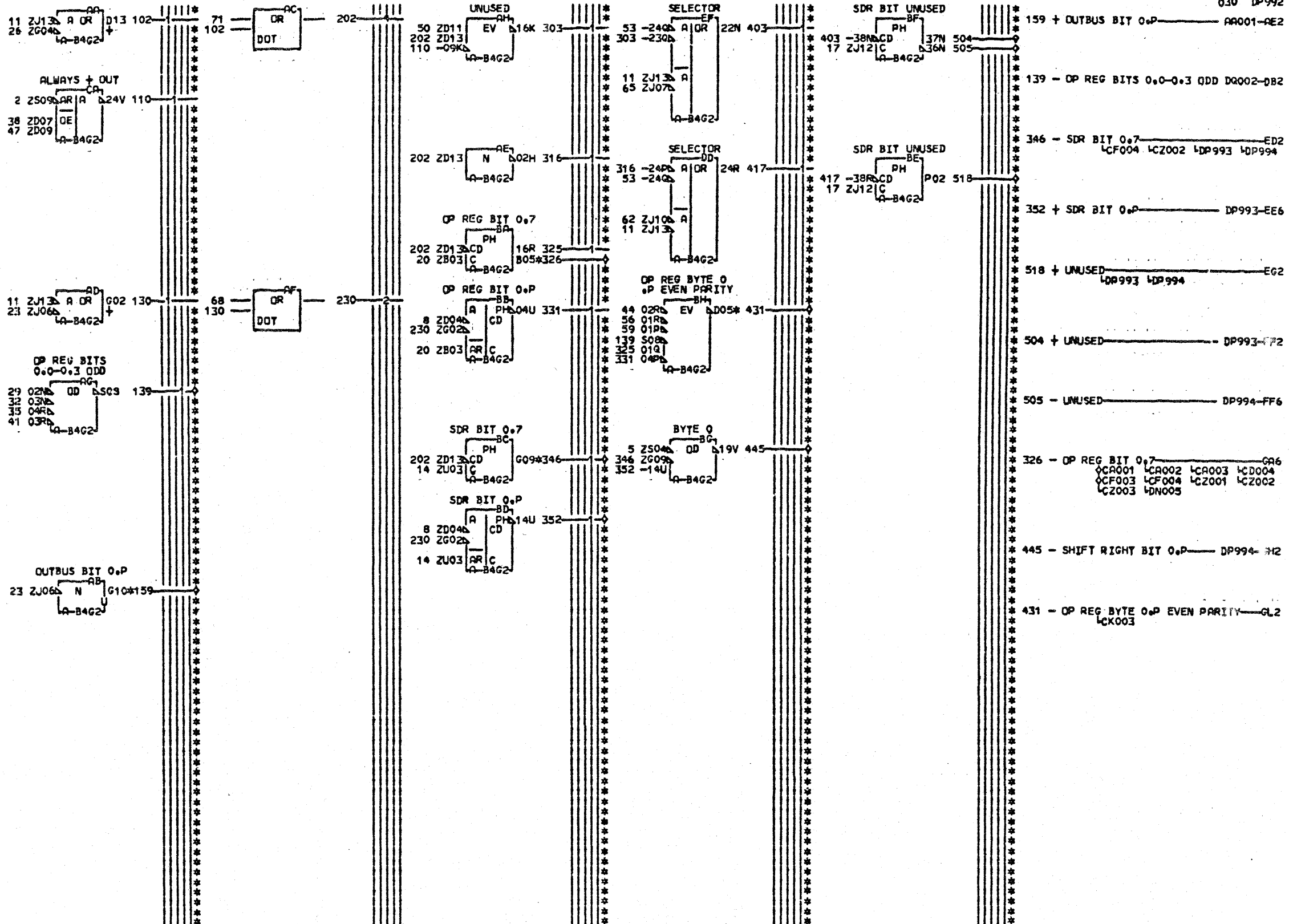
- OP REG BIT 0<sub>6</sub> — DP991FE2 — 59 —

- UNUSED — DP992004\* — 62 —

- UNUSED — DP992005\* — 65 —

+ SENSE BIT 0<sub>0</sub>P — DS002GH2 — 68 —

+ SENSE BIT 0<sub>7</sub> — DS002GM2 — 71 —



THIS PAGE IS FOR 3705-II ONLY.  
NOTE. SEE PAGE DN005 FOR GATE OP REG TO INDICATOR GATES

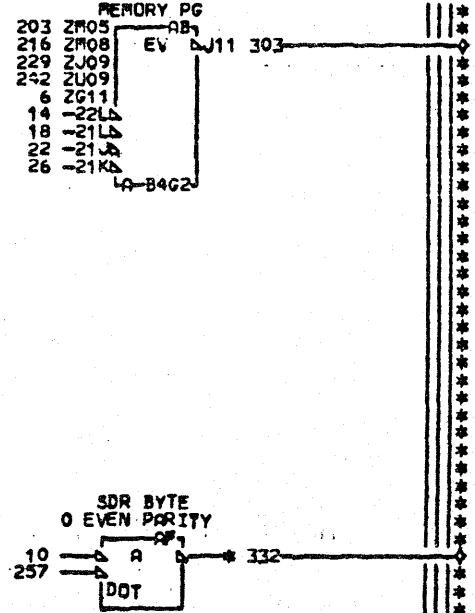
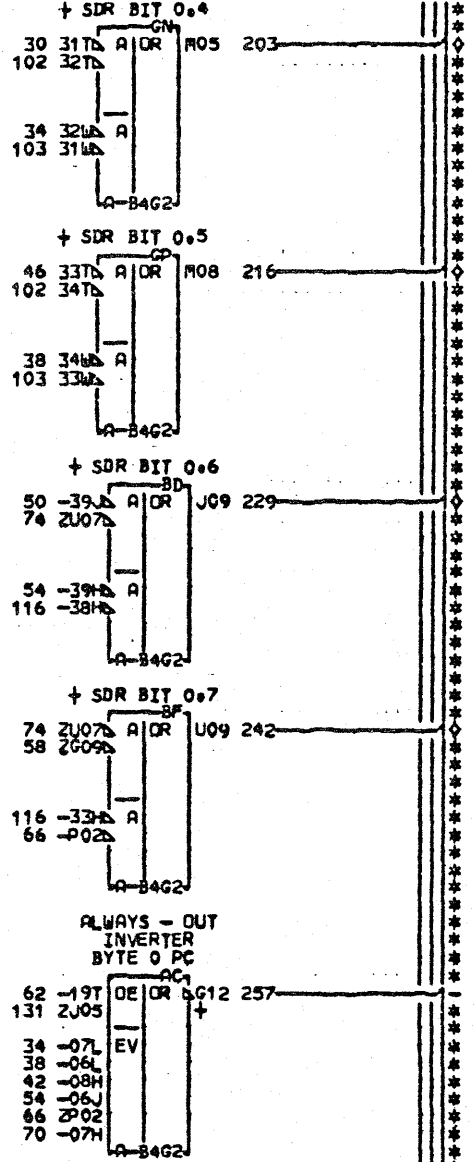
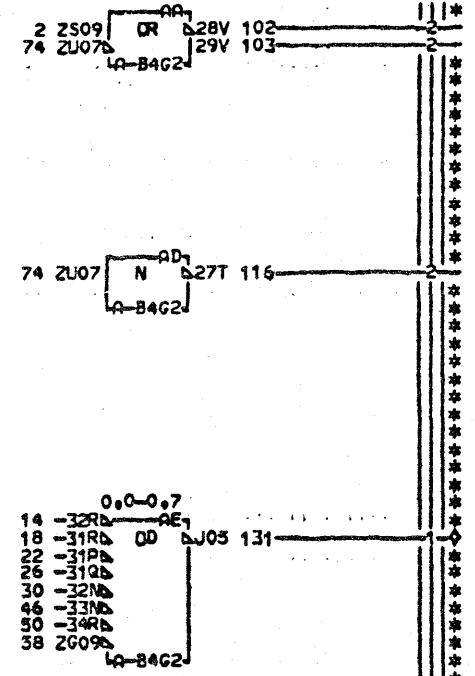
DP992  
030 SIM TO PN 5997750 EC 310268

EDGE CONN. 431 A-B4N6B04  
62 RESISTOR 01A-B3N1B13  
A-B4G2J10  
65 RESISTOR A-B4G2J07  
159 A-B4U4B02  
326 A-B4B1C13  
01A-B3B6C04  
346 A-B4Q1E11  
01A-B326E02

LOC. TYPE  
A-B4G2 AB90

OP REG AND SDR BITS 0.5-0.7	D-MACH-27RNB
E.C. HISTORY	312922
	314419
DATE LAST EC	08-31-76 315053
FRAME	01
IBM CORP.	DP992
P.N.	1750243
	030

+ TIE UP — AU001GF4 — 2  
 + FORCE STORAGE PARITY ERROR — CK001GD2 — 6  
 + I1.8 TIME INHIBIT 0 — CS0055J4 — 10  
 - SDR BIT 0.0 — DN001DH2 — 14  
 - SDR BIT 0.1 — DN001DK2 — 18  
 - SDR BIT 0.2 — DN001DM2 — 22  
 - SDR BIT 0.3 — DN002DF2 — 26  
 - SDR BIT 0.4 — DN002DH2 — 30  
 ALWAYS + — DN002GE2 — 34  
 ALWAYS + — DN002GE7 — 38  
 + SDR CARD BYTE 0 TIE UP — DN002GM4 — 42  
 - SDR BIT 0.5 — DP991FG2 — 46  
 - SDR BIT 0.6 — DP991FJ2 — 50  
 + UNUSED — DP991FM2 — 54  
 - SDR BIT 0.7 — DP992ED2 — 58  
 + SDR BIT 0.8 — DP992EE6 — 62  
 + UNUSED — DP992EG2 — 66  
 + UNUSED — DP992FF2 — 70  
 - FLOAT — DP993003 — 74-22



030 DP993  
 229 + MEM STORE BIT 0.6 — DS002-BD2  
 242 + MEM STORE BIT 0.7 — DS002-BF2  
 303 - MEM STORE BIT 0.8 — DS002-CM2  
 203 + MEM STORE BIT 0.4 — DS002-CN2  
 216 + MEM STORE BIT 0.5 — DS002-GP2  
 131 + GENERATED SDR BIT 0.8 — GV4  
 LCF003  
 332 - SDR BYTE 0 EVEN PARITY — CK003-SAA

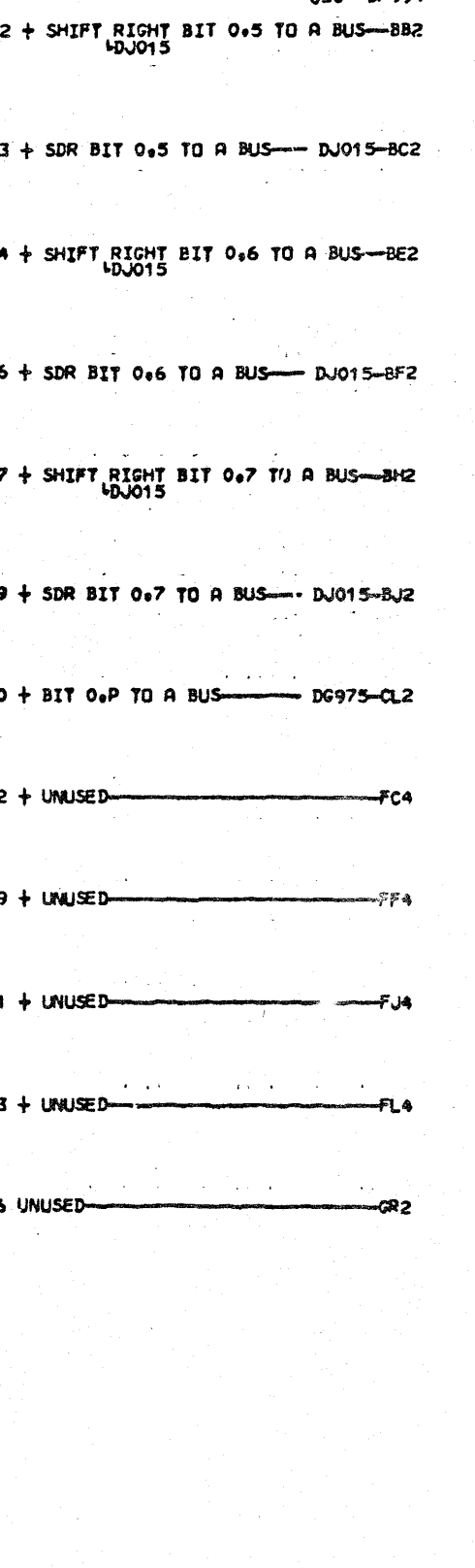
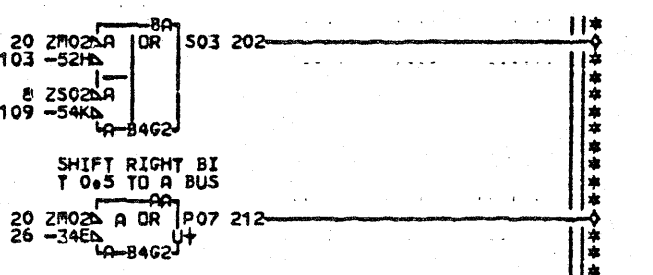
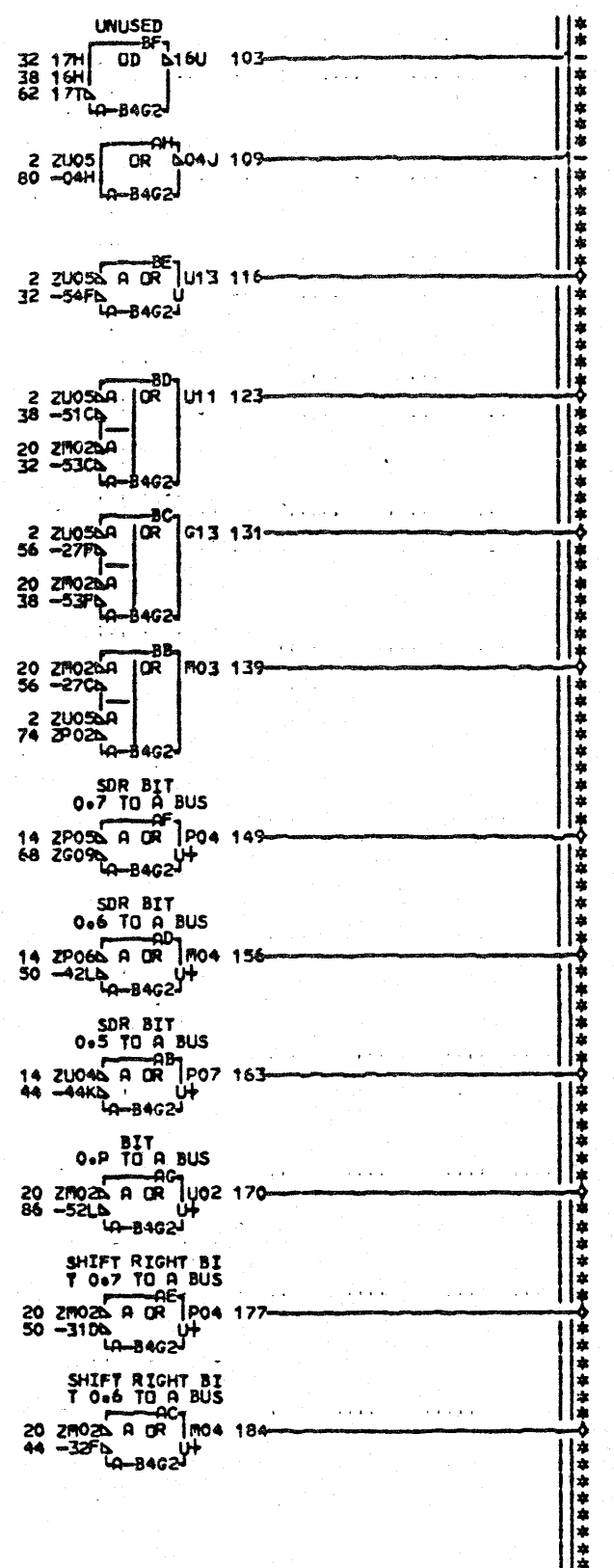
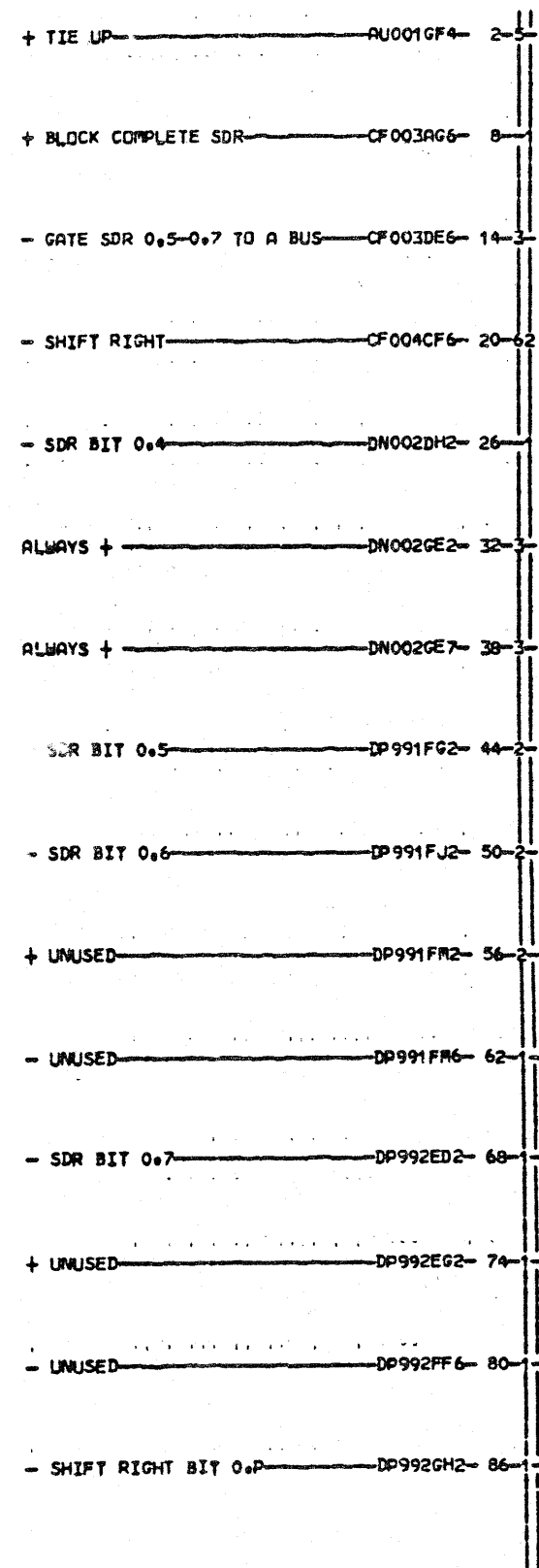
THIS PAGE IS FOR 3705-II ONLY.

EDGE CONN.  
332 A-B4G1C13  
01A-B3Q6C04

LOC. TYPE  
A-B4G2 AB90

DP993  
 030 SIM TO PN 5997751 EC 310268

CCU DATA FLOW		SDR OP REG CARD	
E.C. HISTORY	312922	D. MACH. 27RNB	314419
DATE	09-29-76	LAST EC	315053
FRAME	01	IBN CORP.	DP993
P.No. 1750244		030	

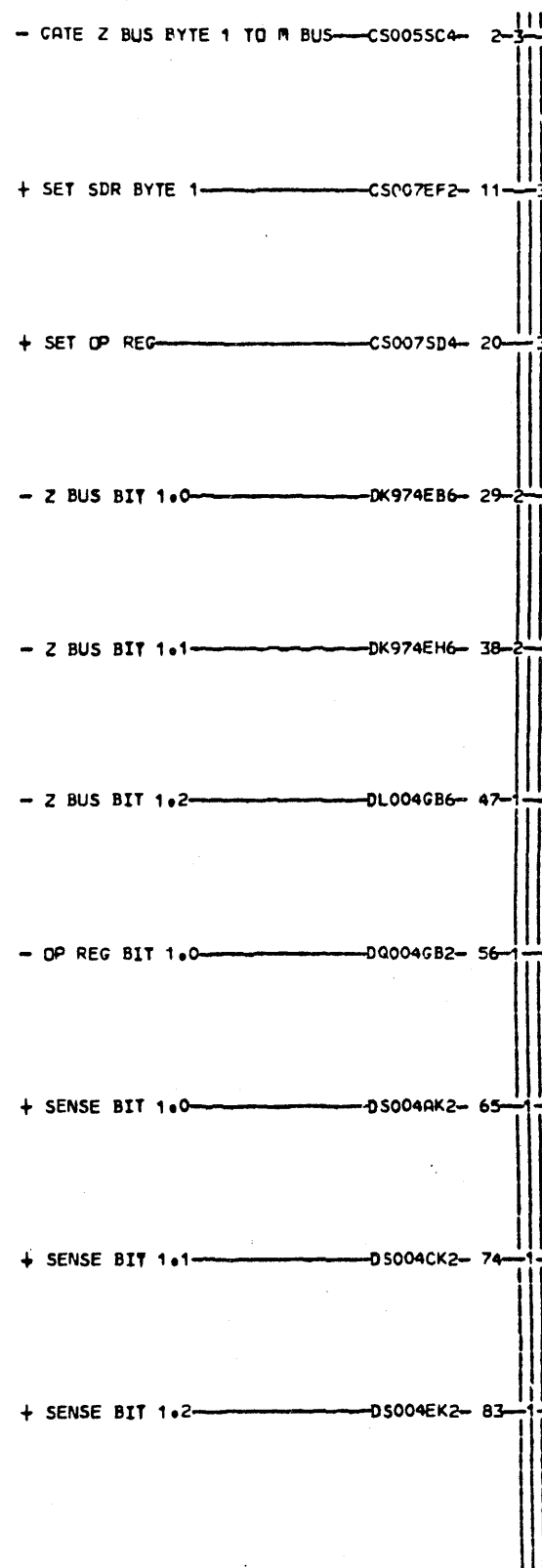


THIS PAGE IS FOR 3705-II ONLY.

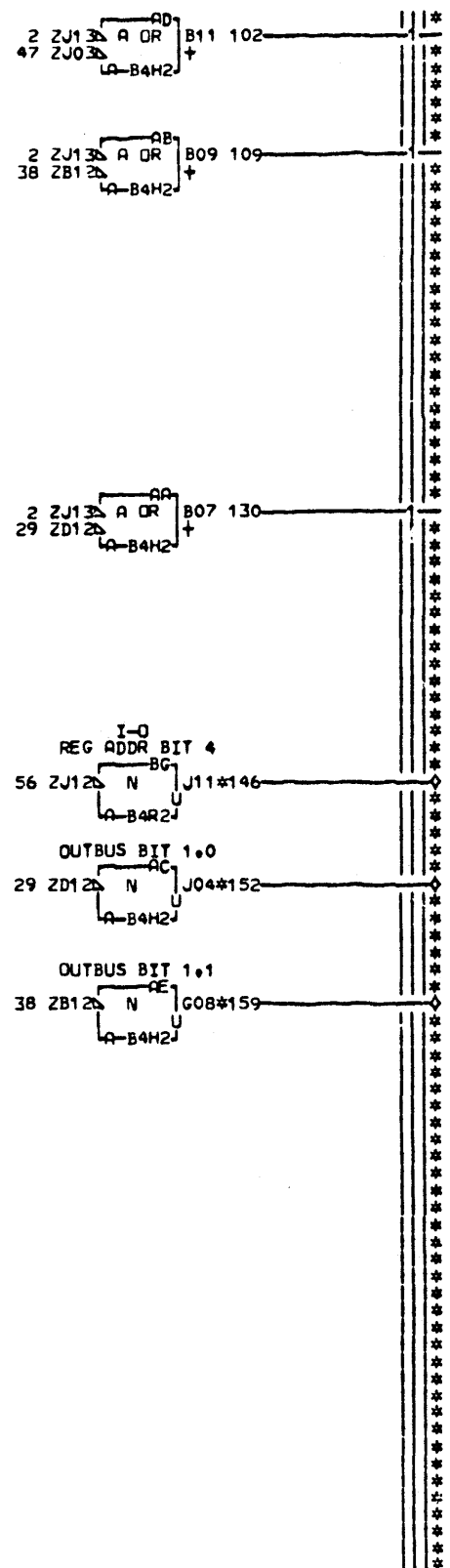
LOC. TYPE  
A-B4G2 AB90

OP REG AND SDR BITS 0.5-0.7 E.C. HISTORY 312922 314419	D MACH. 27RNB FRAME 01 IBR CORP. P.N. 1750245	DP994 030
DATE LAST EC 10-06-76 315053		






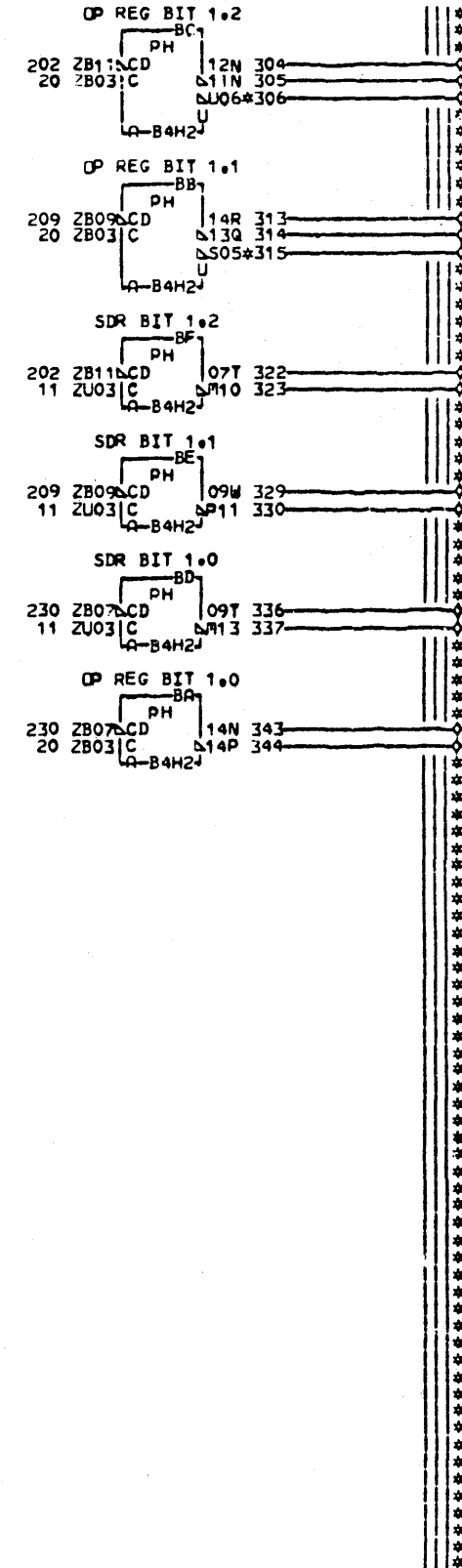
THIS PAGE IS FOR 3705-II ONLY.



EDGE CONN.  
 146 A-B4V5B08  
 152 A-B4U4D03  
 159 A-B4U4D05  
 306 A-B4V5B10  
 315 A-B4V5B09

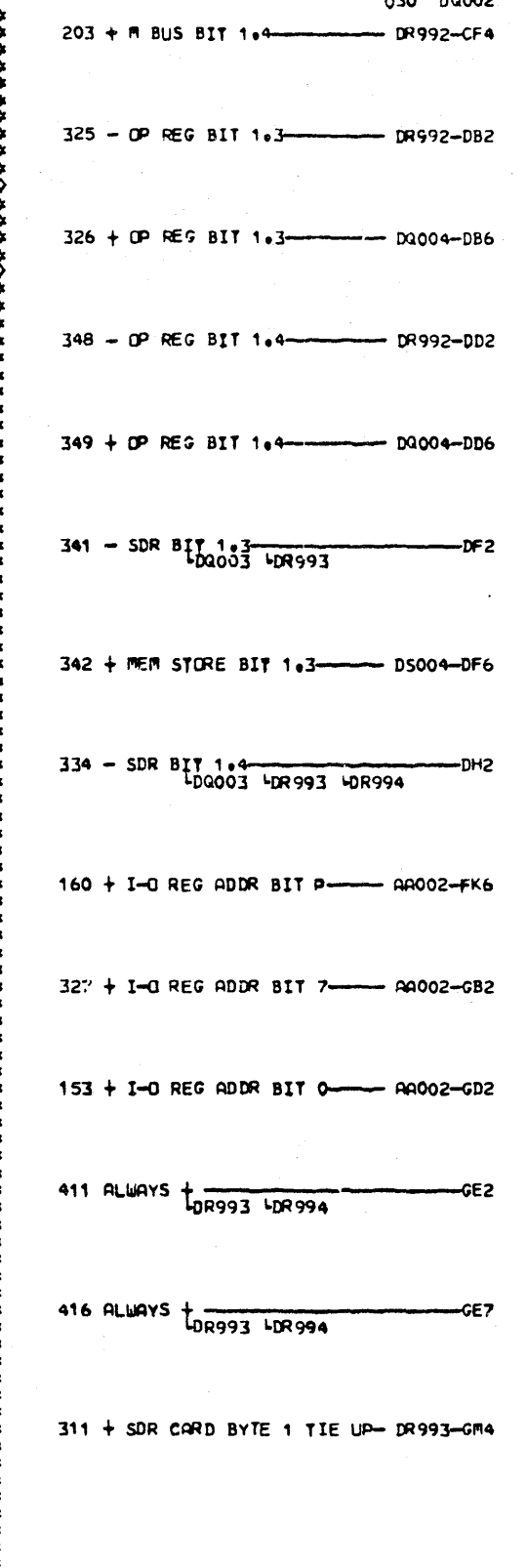

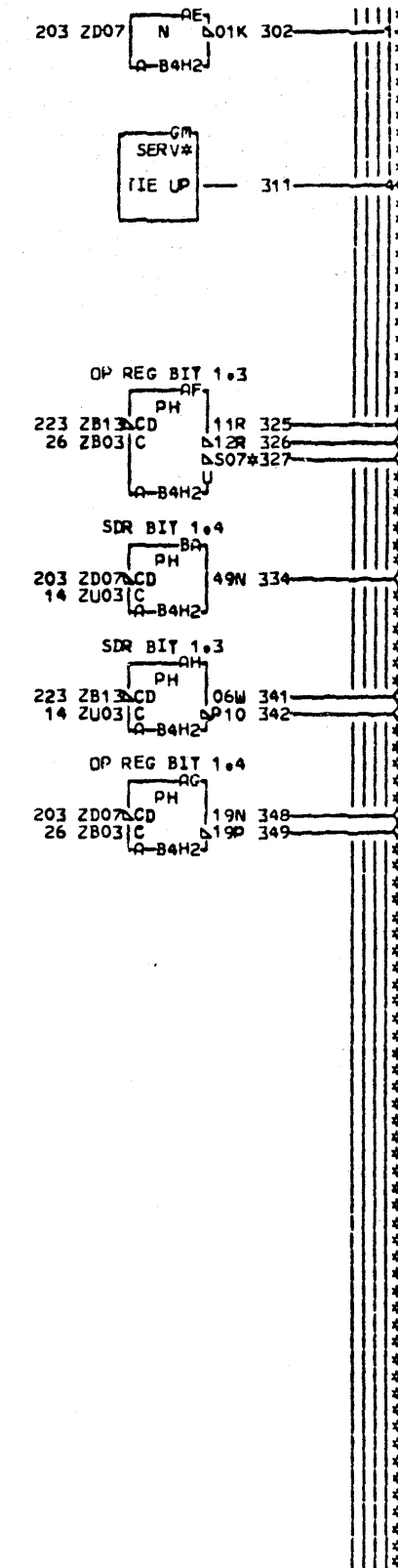

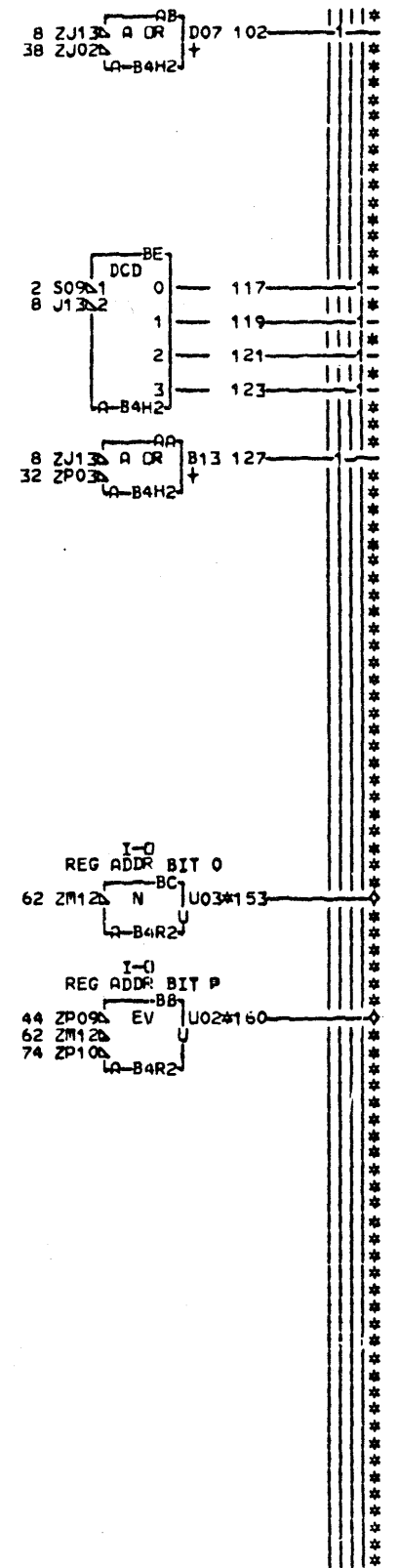
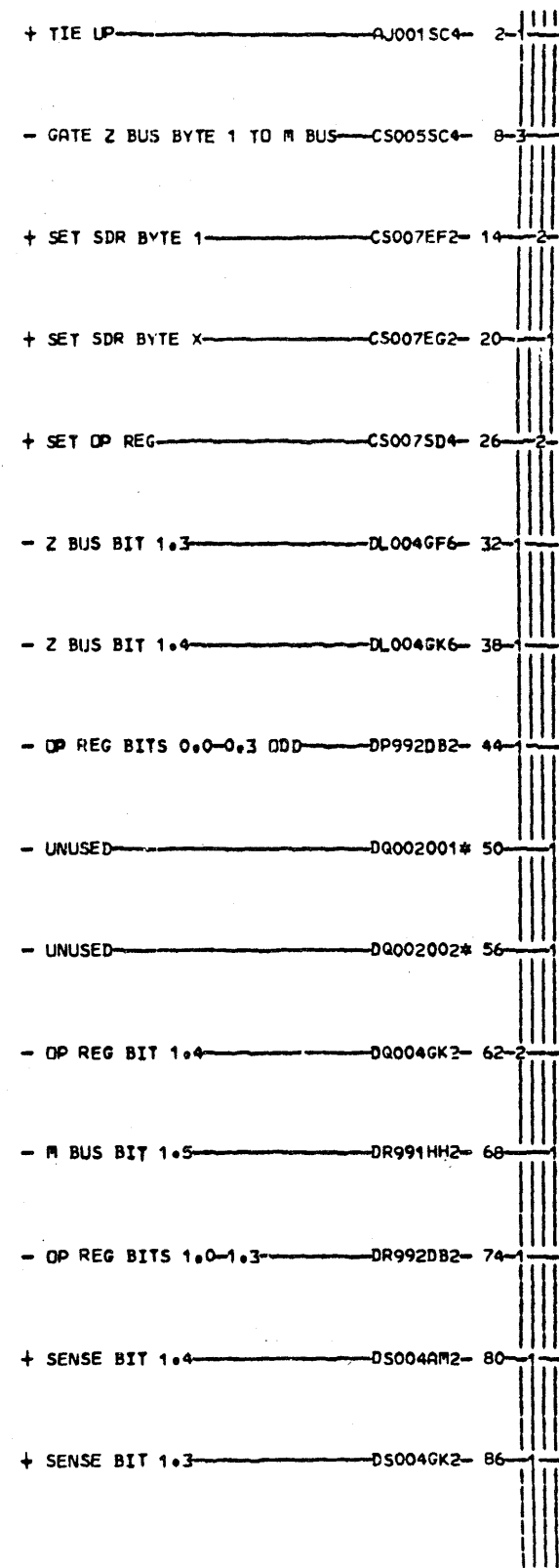


LOC. TYPE  
 A-B4H2 AB90  
 A-B4R2 6807



- 030 DQ001
- 152 + OUTBUS BIT 1.0—AA001-BH2
- 159 + OUTBUS BIT 1.1—AA001-BK2
- 343 - OP REG BIT 1.0—DR992-DA2
- 344 + OP REG BIT 1.0—DQ004-DA6
- 313 - OP REG BIT 1.1—DR992-DC2
- 314 + OP REG BIT 1.1—DQ004-DC6
- 304 - OP REG BIT 1.2—DR992-DE2
- 305 + OP REG BIT 1.2—DQ004-DE6
- 336 - SDR BIT 1.0—DH2  
DQ003 DR993
- 337 + MEM STORE BIT 1.0—DS004-DH6
- 329 - SDR BIT 1.1—DK2  
DQ003 DR993
- 330 + MEM STORE BIT 1.1—DS004-DK6
- 322 - SDR BIT 1.2—DM2  
DQ003 DR993
- 323 + MEM STORE BIT 1.2—DS004-DM6
- 146 + I-O REG ADDR BIT 4—AA002-GA2
- 315 + I-O REG ADDR BIT 5—AA002-GB2
- 306 + I-O REG ADDR BIT 6—AA002-GC2

OP REG AND SDR  
 BITS 1.0-1.4  
 E.C. HISTORY—D MACH.27RNB  
 312922  
 314419  
 FRAME 01  
 IBM CORP. DQ001  
 DATE LAST EC  
 08-31-76 315053 P.No. 1750246 030



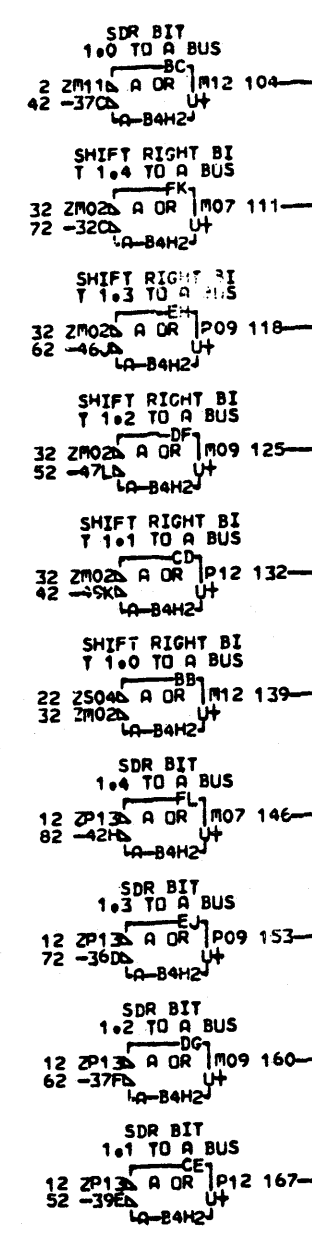
THIS PAGE IS FOR 3705-II ONLY.

EDGE CONN.  
50 RESISTOR  
A-B4H2U10  
56 RESISTOR  
A-B4H2S13  
153 A-B4V5B02  
160 A-B4V5B13  
327 A-B4V5B12

LOC. TYPE  
A-B4H2 AB90  
A-B4R2 6807

OP REG AND SDR BITS 1.0-1.4		MACH. 27RNB	
312922	FRAME 01	IBM CORP. DQ002	
314419	DATE LAST EC	P.N. 1750247	030
08-31-76	315053		

- GATE SDR 1.0 TO A BUS—CF003DF6— 2-1  
 - GATE SDR 1.1-1.5 TO A BUS—CF003EH6— 12-4  
 - SHIFT RIGHT BIT 1.0—CF004CC6— 22-2  
 - SHIFT RIGHT—CF004CF6— 32-5  
 - SDR BIT 1.0—DQ001DH2— 42-2  
 - SDR BIT 1.1—DQ001DK2— 52-2  
 - SDR BIT 1.2—DQ001DM2— 62-2  
 - SDR BIT 1.3—DQ002DF2— 72-2  
 - SDR BIT 1.4—DQ002DH2— 82-2

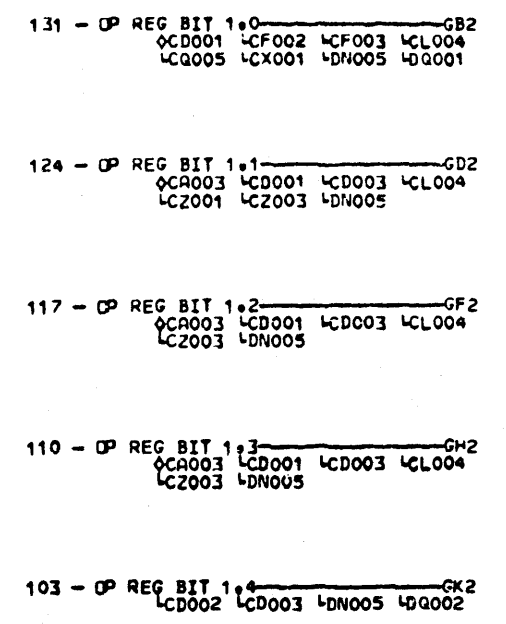
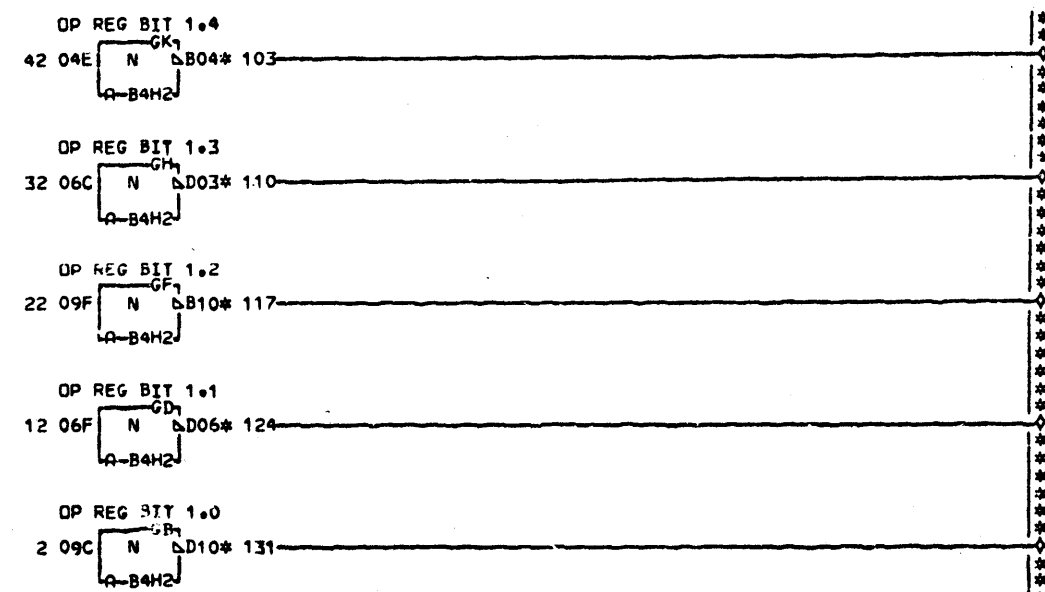
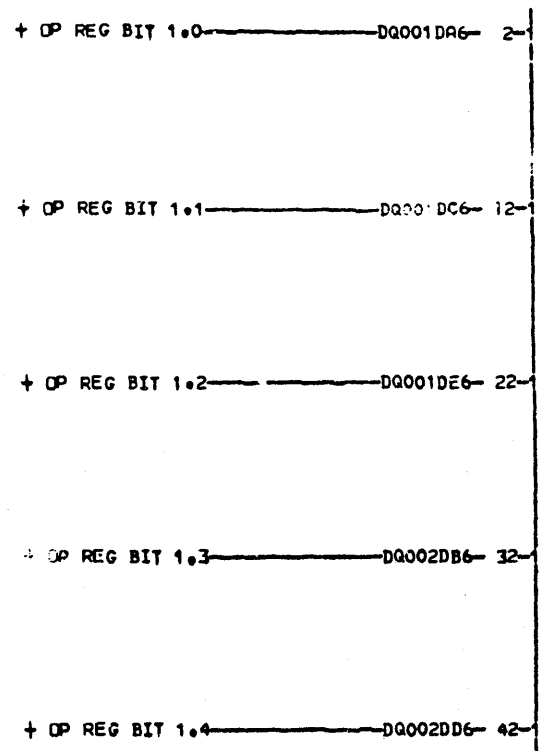


030 DQ003  
 139 + SHIFT RIGHT BIT 1.0 TO A BUS—BB2  
 LDK975  
 104 + SDR BIT 1.0 TO A BUS—DK975-BC2  
 132 + SHIFT RIGHT BIT 1.1 TO A BUS—CD2  
 LDK975  
 167 + SDR BIT 1.1 TO A BUS—DK975-CE2  
 125 + SHIFT RIGHT BIT 1.2 TO A BUS—DF2  
 LDK975  
 160 + SDR BIT 1.2 TO A BUS—DL005-DG2  
 118 + SHIFT RIGHT BIT 1.3 TO A BUS—EH2  
 LDK975  
 153 + SDR BIT 1.3 TO A BUS—DL005-EJ2  
 111 + SHIFT RIGHT BIT 1.4 TO A BUS—FK2  
 LDK975  
 146 + SDR BIT 1.4 TO A BUS—DL005-FL2

THIS PAGE IS FOR 3705-II ONLY.

LOC. TYPE  
A-B4F2 AB90

CCU DATA FLOW	
SDR OP REG CARD	
E.C. HISTORY—312922	D-MACH. 27RNB—314419
DATE 10-06-76	LAST EC 315053
PRAME 01	IBM CORP. P.N. 1750248
	DQ003 030



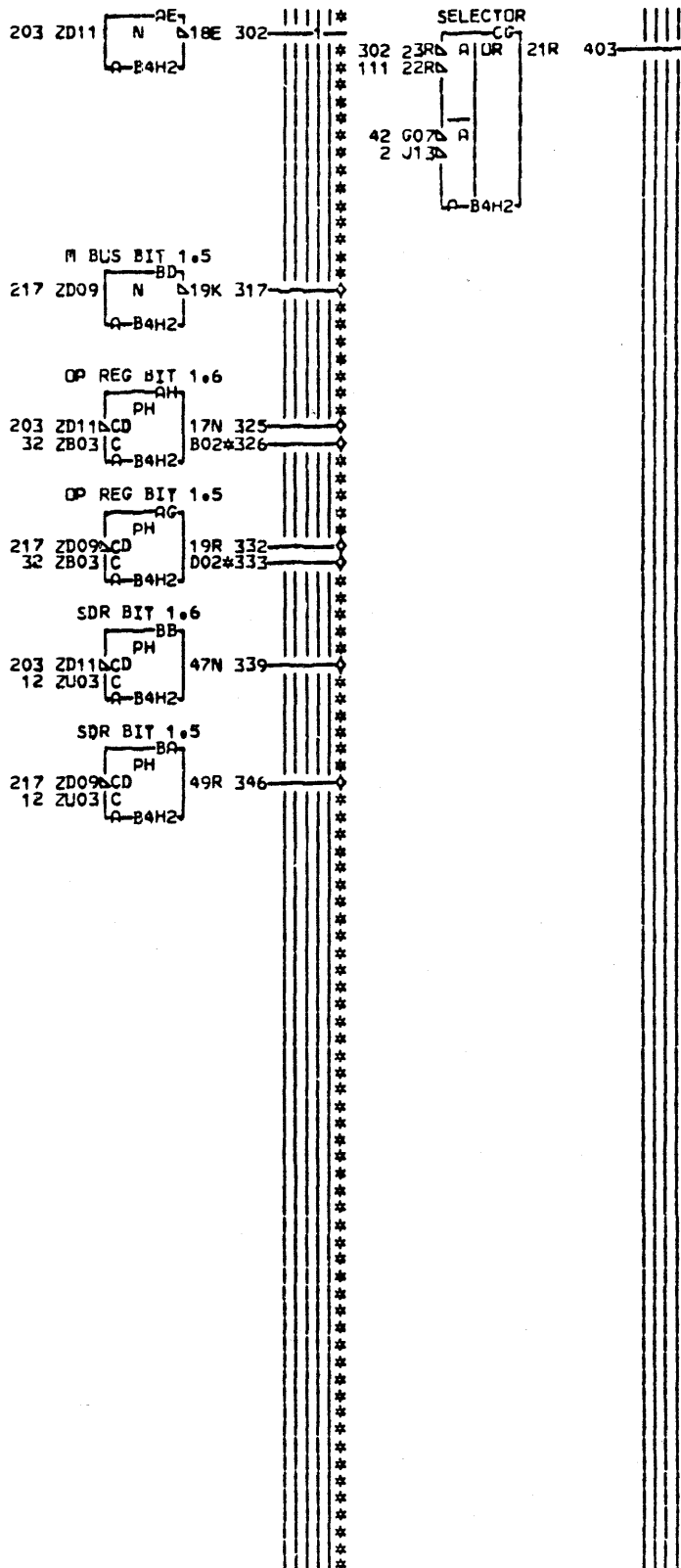

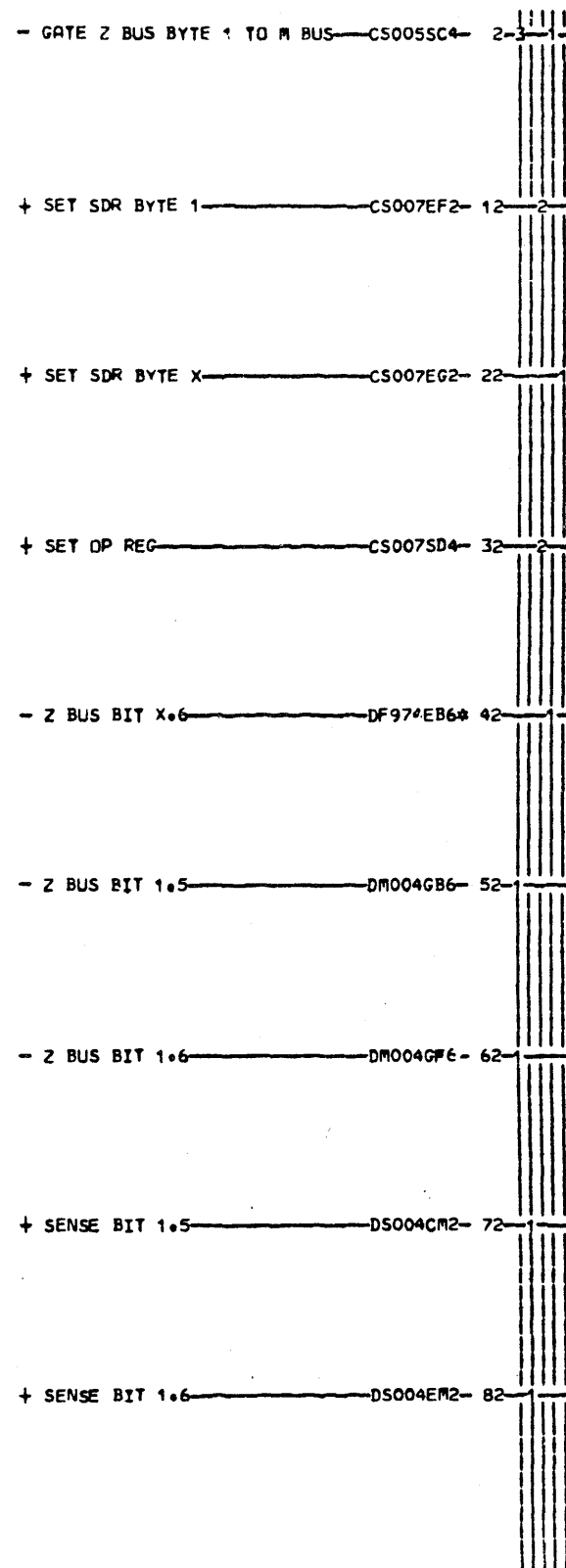
THIS PAGE IS FOR 3705-II ONLY.  
 NOTE. SEE PAGE DN005  
 FOR GATE OP REG  
 TO INDICATOR GATES

DQ004  
 030 SIM TO PN 5997756 EC 310268

EDGE CONN. 01A-B3B6D02  
 103 A-B4C1B11  
 01A-B3C6B02  
 110 A-B4C1A13  
 01A-B3C6A04  
 117 A-B4C1A11  
 01A-B3C6A02  
 124 A-B4B1E13  
 01A-B3B6E04  
 131 A-B4B1D11

LOC. TYPE  
 A-B4H2 AB90

CCU DATA FLOW		MACH. 27RNB	
SDR OP REG CARD		D	
E.C. HISTORY	312922	FRAME	01
	314419	IBN CORP.	DQ004
DATE	LAST EC	P.N.	1750249
10-06-76	315053		030



THIS PAGE IS FOR 3705-II ONLY.

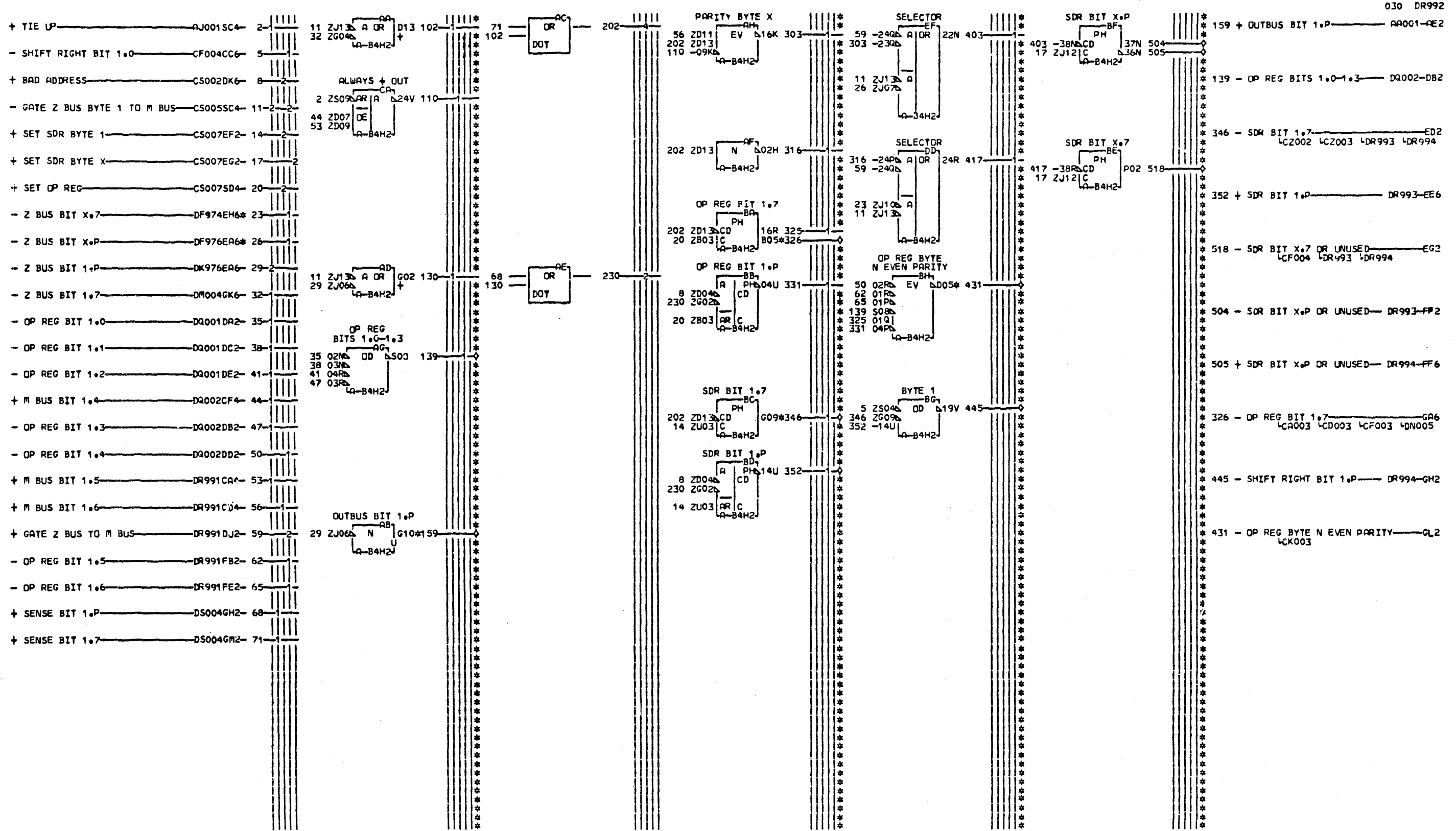
NOTE. SEE PAGE DN005 FOR GATE OP REG TO INDICATOR GATES

EDGE CONN.  
42 RESISTOR  
A-B4H2G07  
326 A-B4C1C11  
01A-B3C6C02  
333 A-B4C1B13  
01A-B3C6B04

LOC. TYPE  
A-B4H2 AB90

DR991  
030 SIM TO PN 5997757 EC 310268

CCU DATA FLOW		
SR OP REG CARD		
E.C. HISTORY	D. MACH.	277NB
312922		
314419	FRAME	01
DATE LAST EC		IBM CORP.
08-31-76	315053	P.N. 1750250
		DR991
		030



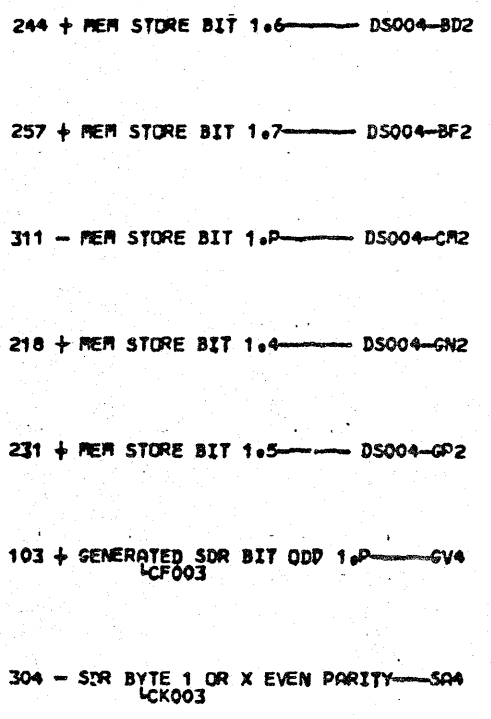

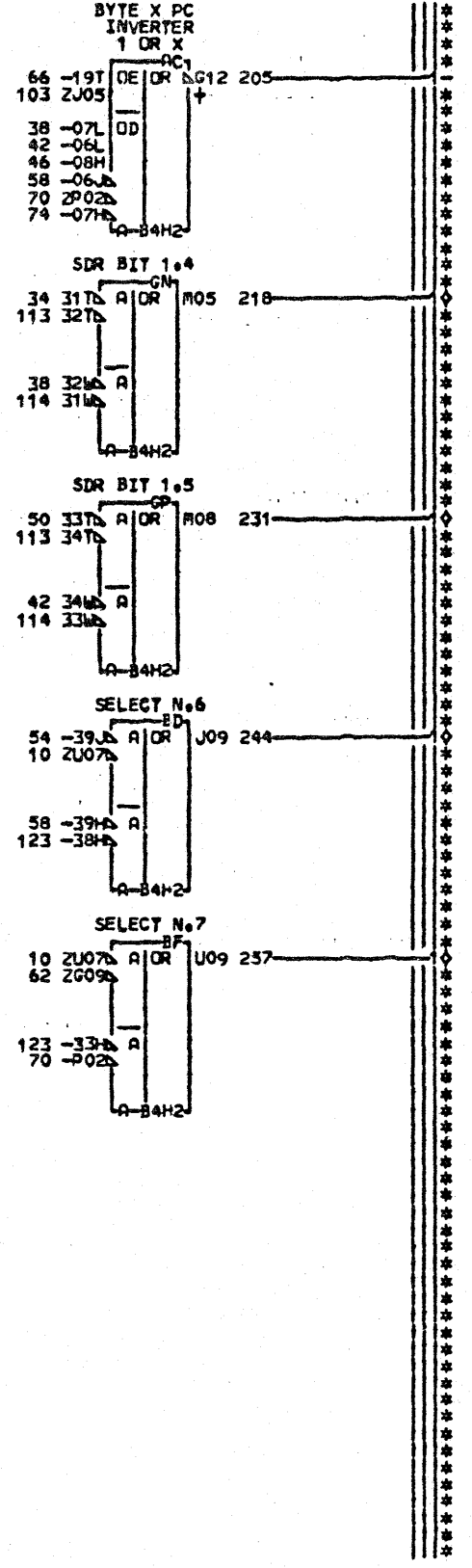

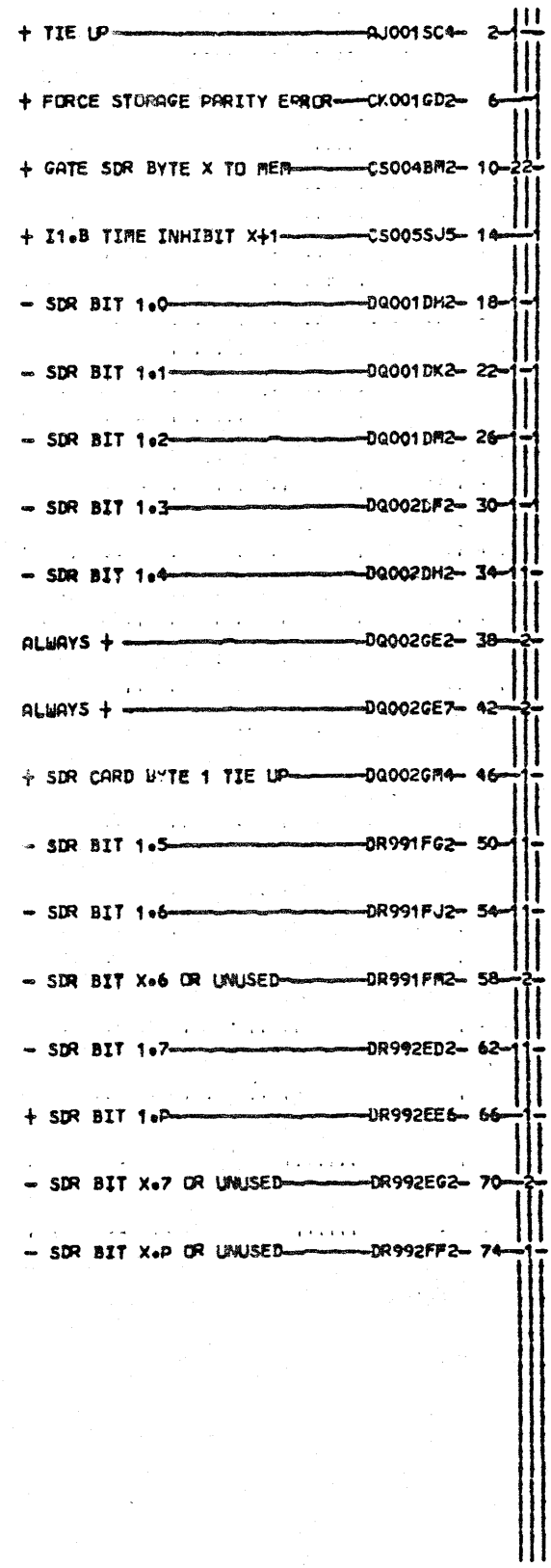
THIS PAGE IS FOR 3705-II ONLY.  
 NOTE. SEE PAGE DN005  
 FOR GATE OP REG  
 TO INDICATOR GATES

DR992  
 030 SIM TO PN 5997758 EC 310268

EDGE CONN. 431 A-B4N6C02  
 23 RESISTOR 01A-B3N1C11  
 A-B4H2J10  
 26 RESISTOR  
 A-B4H2J07  
 159 A-B4U4D02  
 326 A-B4C1D13  
 01A-B3C6D04  
 346 A-B4N6E02  
 01A-B3N1E11

LDC. TYPE  
 A-B4H2 AB90

CCU DATA FLOW		SDR OP REG CARD	
E.C. HISTORY		MACH. 27RNB	
312922		FRAME	01
314419		IBR CORP.	DR992
DATE	LAST EC	P.No	1750251
08-31-76	315053		030



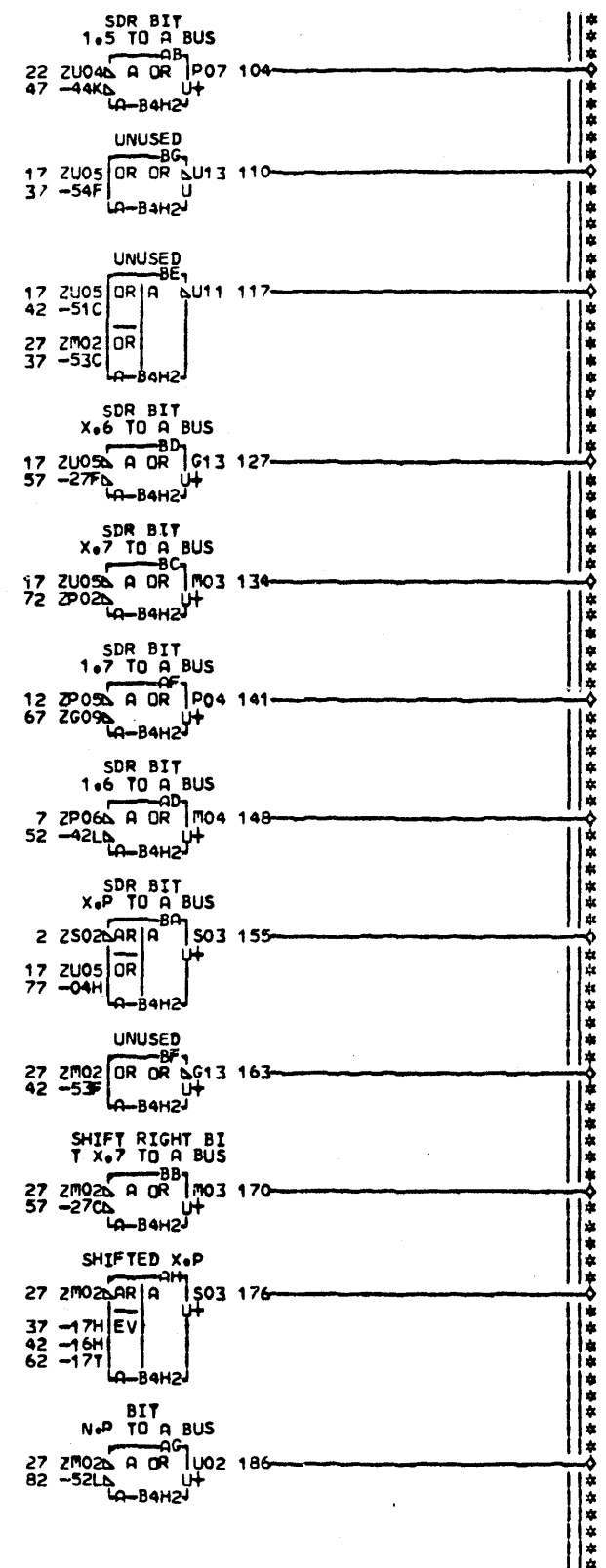
THIS PAGE IS FOR 3705-II ONLY.

EDGE CONN.  
304 A-B4Q1D11  
01A-B3Q6D02


LOC. TYPE  
A-B4H2 AB90

CCU DATA FLOW	
SDR OP REG CARD	
E.C. HISTORY 312922	D. MACH. 27RNB
314419	FRAME 01
DATE 08-31-76	LAST EC 315053
IBN CORP.	DR993
PaN. 1750252	030

+ BLOCK COMPLETE SDR — CF003AG6 — 2-1  
 - GATE SDR 1.6 TO A BUS — CF003DG6 — 7-1  
 - GATE SDR 1.7 TO A BUS — CF003DJ6 — 12-1  
 - GATE SDR X.6-X.7 TO A BUS — CF003EA6 — 17-5  
 - GATE SDR 1.1-1.5 TO A BUS — CF003EH6 — 22-1  
 - SHIFT RIGHT — CF004CF6 — 27-53  
 - SDR BIT 1.4 — DQ002DH2 — 32-1  
 ALWAYS + — DQ002GE2 — 37-3  
 ALWAYS + — DQ002GE7 — 42-3  
 - SDR BIT 1.5 — DR991FG2 — 47-1  
 - SDR BIT 1.6 — DR991FJ2 — 52-1  
 - SDR BIT X.6 OR UNUSED — DR991FM2 — 57-2  
 + SDR BIT X.6 OR UNUSED — DR991FM6 — 62-1  
 - SDR BIT 1.7 — DR992ED2 — 67-1  
 - SDR BIT X.7 OR UNUSED — DR992EG2 — 72-1  
 + SDR BIT X.P OR UNUSED — DR992FF6 — 77-1  
 - SHIFT RIGHT BIT 1.P — DR992GH2 — 82-1



LOC. TYPE  
A-B4H2 RB90



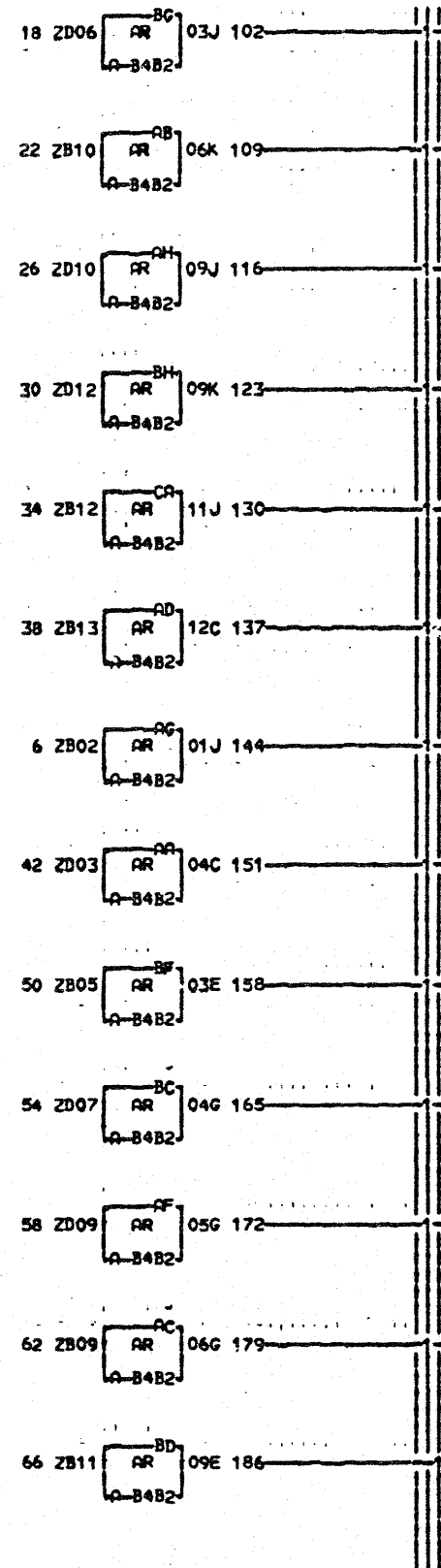
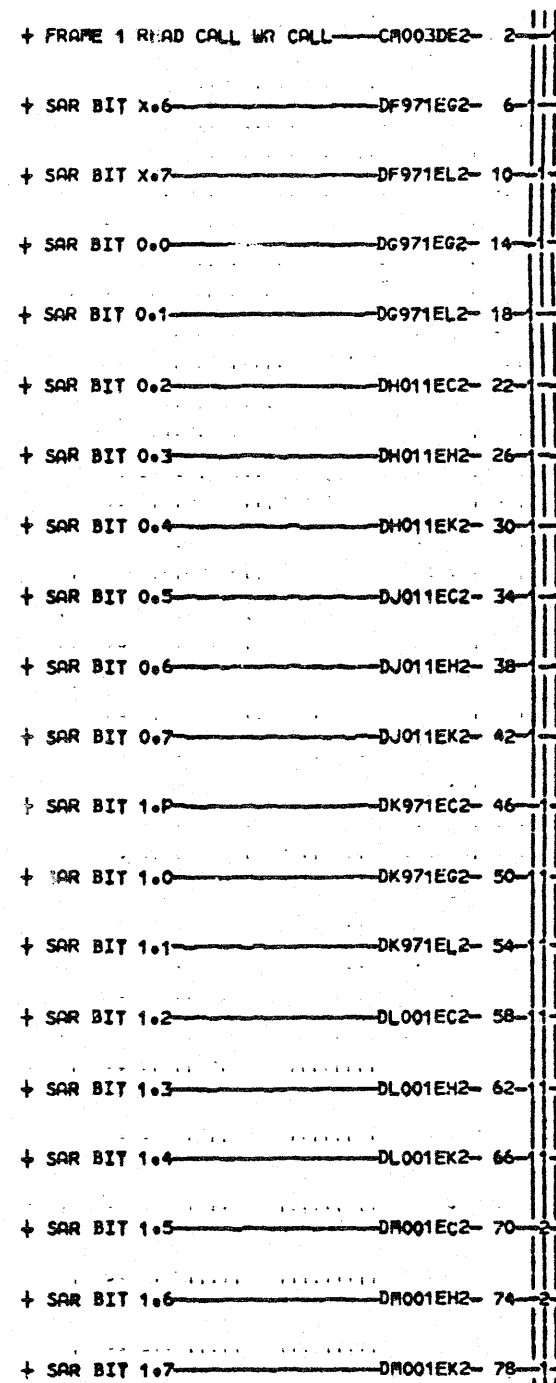
030 DR994

218 + SHIFT RIGHT BIT 1.5 TO A BUS — BB2  
 LDM005  
 104 + SDR BIT 1.5 TO A BUS — DM005-BC2  
 211 + SHIFT RIGHT BIT 1.6 TO A BUS — BE2  
 LDM005  
 148 + SDR BIT 1.6 TO A BUS — DM005-BF2  
 204 + SHIFT RIGHT BIT 1.7 TO A BUS — BH2  
 LDM005  
 141 + SDR BIT 1.7 TO A BUS — DM005-BJ2  
 186 + BIT N.P TO A BUS — DK975-CL2  
 176 + SHIFT RIGHT BIT X.P TO A BUS — EC2  
 LDF975  
 155 + SDR BIT X.P TO A BUS — DF975-ED2  
 170 + SHIFT RIGHT BIT X.7 TO A BUS — EF2  
 LDF975  
 134 + SDR BIT X.7 TO A BUS — DF975-EG2  
 127 + SDR BIT X.6 TO A BUS — DF975-EK2  
 117 - UNUSED — CG001-FL4  
 163 - UNUSED — DF975-GN2  
 110 - UNUSED — CG001-GR2

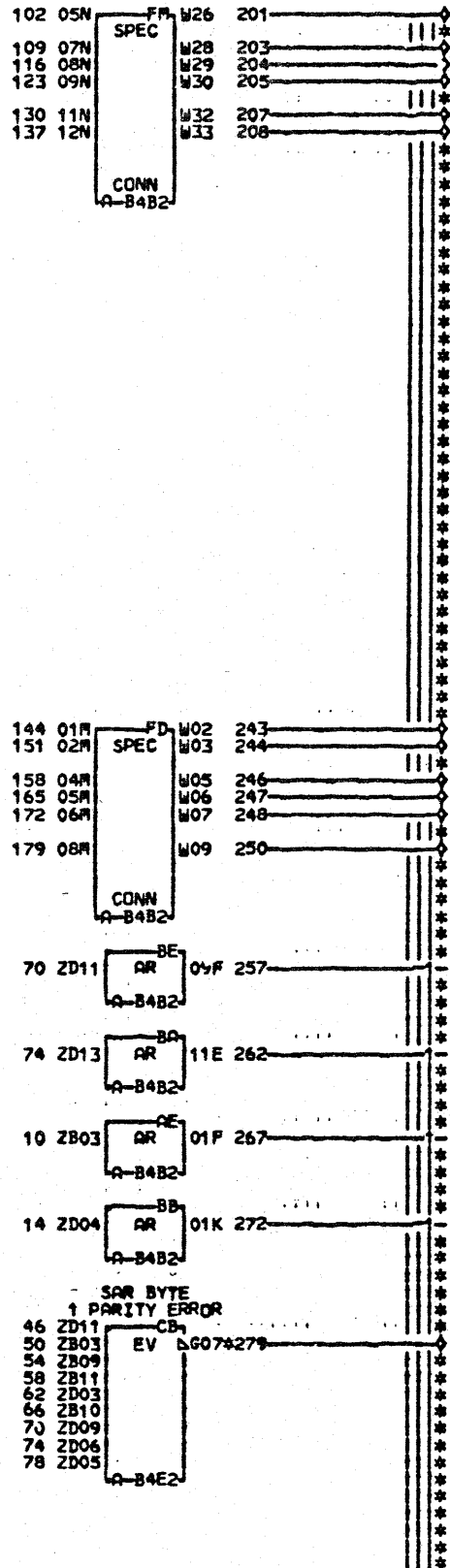
THIS PAGE IS FOR 3705-II ONLY.

CCU DATA FLOW			
SDR OP REG		CARD	
E.C.-HISTORY	D	MACH.27RNB	
312922			
314419		FRAME	01
DATE	LAST EC	IBM CORP.	DR994
08-31-76	315053	P.No. 1750253	030

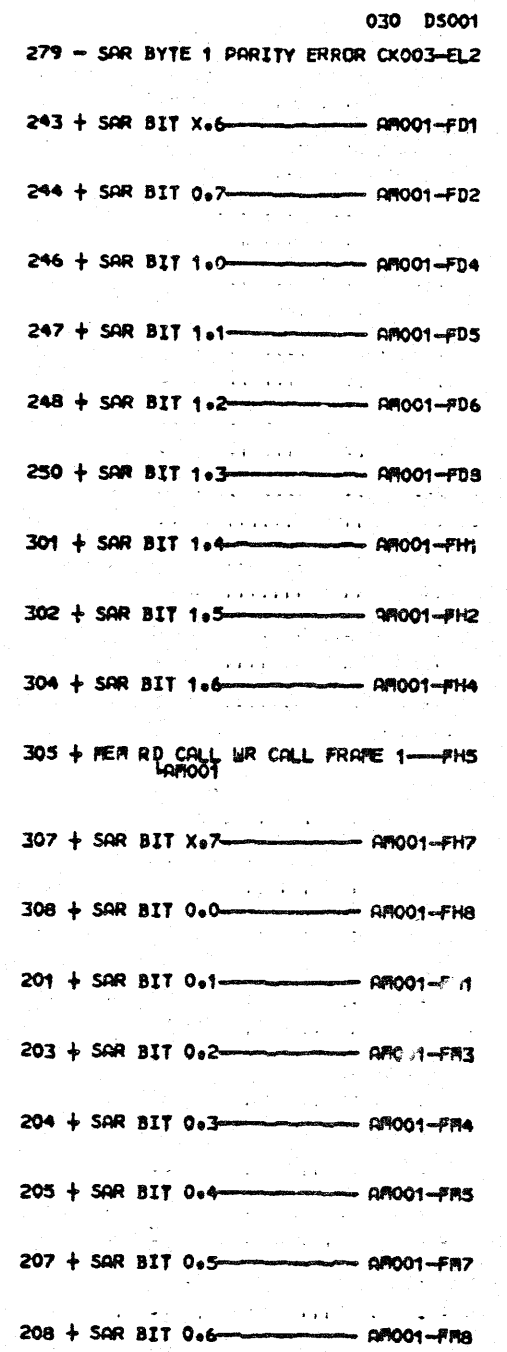





EDGE CONN.  
279 A-B4C1E11  
01A-B3C6E02



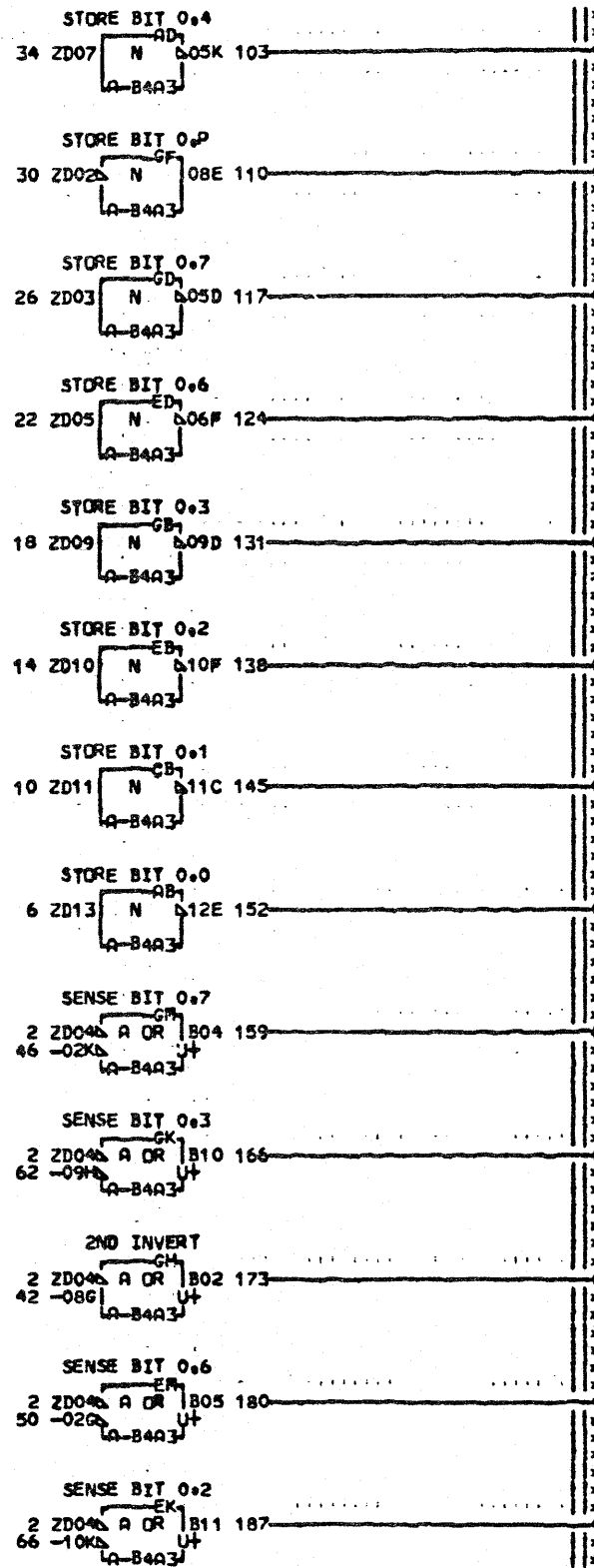
LOC. TYPE  
A-B4B2 6797  
A-B4E2 889




SAR DRIVER FOR FRAME 1  
 -E.C.-HISTORY-D MACH.27RNB  
 312:22  
 314419 FRAME 01  
 DATE LAST EC IBA CORP. SDD DS001  
 10-06-76 315053 P.N. 1750254 030

THIS PAGE IS FOR 3705-II ONLY.

- GATE BYTE 0 TO M BUS CS005SB6 2-54  
 + MEM STORE BIT 0.0 DN001DH6 6  
 + MEM STORE BIT 0.1 DN001DK6 10  
 + MEM STORE BIT 0.2 DN001DM6 14  
 + MEM STORE BIT 0.3 DN002DF6 18  
 + MEM STORE BIT 0.6 DP993BD2 22  
 + MEM STORE BIT 0.7 DP993BF2 26  
 - MEM STORE BIT 0.0 DP993CR2 30  
 + MEM STORE BIT 0.4 DP993GN2 34  
 + MEM STORE BIT 0.5 DP993GP2 38  
 + SENSE BIT 0.0 DS003BG5 42  
 - SENSE BIT 0.7 DS003BG7 46  
 - SENSE BIT 0.6 DS003BG8 50  
 - SENSE BIT 0.5 DS003BL1 54  
 - SENSE BIT 0.4 DS003BL3 58  
 - SENSE BIT 0.3 DS003BL4 62  
 - SENSE BIT 0.2 DS003BL5 66  
 - SENSE BIT 0.1 DS003BL7 70  
 - SENSE BIT 0.0 DS003BL8 74



LOC. TYPE  
A-B4A3 6799




030 DS002  
 152 - STORE BIT 0.0 DS003-AB2  
 103 - STORE BIT 0.4 DS003-AB2  
 221 + SENSE BIT 0.0 DN001-AK2  
 215 + SENSE BIT 0.4 DN002-AR2  
 145 - STORE BIT 0.1 DS003-CB2  
 227 - STORE BIT 0.5 DS003-CD2  
 209 + SENSE BIT 0.1 DN001-CK2  
 203 + SENSE BIT 0.5 DP991-CR2  
 138 - STORE BIT 0.2 DS003-EB2  
 124 - STORE BIT 0.6 DS003-ED2  
 187 + SENSE BIT 0.2 DN001-EK2  
 180 + SENSE BIT 0.6 DP991-EM2  
 131 - STORE BIT 0.3 DS003-GB2  
 117 - STORE BIT 0.7 DS003-GD2  
 110 + STORE BIT 0.0 DS003-GF2  
 173 + SENSE BIT 0.0 DP992-GH2  
 166 + SENSE BIT 0.3 DN002-GK2  
 159 + SENSE BIT 0.7 DP992-GM2

THIS PAGE IS FOR 3705-II ONLY.

DS002  
 030 SIM TO PN 5997762 EC 309545

FRAME 1 STORAGE DATA	
DRIVERS AND RECEIVERS BYTE 0	
E.C. HISTORY 312922	D. MACH. 27RNB
314419	
DATE 08-31-76	LAST EC 315053
IBN CORP. SDD	DS002
PaN. 1750255	030

- SENSE BIT 0.0 — AM002DD1 — 2  
 - SENSE BIT 0.1 — AM002DD3 — 7  
 - SENSE BIT 0.2 — AM002DD5 — 12  
 - SENSE BIT 0.3 — AM002DD7 — 17  
 - SENSE BIT 0.4 — AM002DE2 — 22  
 - SENSE BIT 0.5 — AM002DE4 — 27  
 - SENSE BIT 0.6 — AM002DE6 — 32  
 - SENSE BIT 0.7 — AM002DF1 — 37  
 + SENSE BIT 0.P — AM002DF3 — 42  
 - STORE BIT 0.0 — DS002AB2 — 47  
 - STORE BIT 0.4 — DS002AD2 — 52  
 - STORE BIT 0.1 — DS002CB2 — 57  
 - STORE BIT 0.5 — DS002CD2 — 62  
 - STORE BIT 0.2 — DS002EB2 — 67  
 - STORE BIT 0.6 — DS002ED2 — 72  
 - STORE BIT 0.3 — DS002GB2 — 77  
 - STORE BIT 0.7 — DS002GD2 — 82  
 + STORE BIT 0.P — DS002GF2 — 87



030 DS003  
 114 + STORE BIT 0.P — AM002-BC1  
 115 - STORE BIT 0.7 — AM002-BC2  
 117 - STORE BIT 0.6 — AM002-BC4  
 118 - STORE BIT 0.5 — AM002-BC5  
 119 - STORE BIT 0.4 — AM002-BC6  
 121 - STORE BIT 0.3 — AM002-BC8  
 101 - STORE BIT 0.2 — AM002-B01  
 102 - STORE BIT 0.1 — AM002-B02  
 104 - STORE BIT 0.0 — AM002-B04  
 105 + SENSE BIT 0.P — DS002-B05  
 107 - SENSE BIT 0.7 — DS002-B07  
 108 - SENSE BIT 0.6 — DS002-B08  
 127 - SENSE BIT 0.5 — DS002-BL1  
 129 - SENSE BIT 0.4 — DS002-BL3  
 130 - SENSE BIT 0.3 — DS002-BL4  
 131 - SENSE BIT 0.2 — DS002-BL5  
 133 - SENSE BIT 0.1 — DS002-BL7  
 134 - SENSE BIT 0.0 — DS002-BL8

THIS PAGE IS FOR 3705-II ONLY.


LDC. TYPE  
A-84A3 6799

DS003  
030 SIM TO PN 5997763 EC 309545

SDR DRIVER FOR FRAME 1	
E.C. HISTORY 312922 314419	D-RACH.27RNB FRAME 01
DATE LAST EC 10-06-76 315053	IBA CORP. P.No. 1750256 DS003 030



- SENSE BIT 1.0 — AP002DL1 — 2  
 - SENSE BIT 1.1 — AP002DL3 — 7  
 - SENSE BIT 1.2 — AP002DL5 — 12  
 - SENSE BIT 1.3 — AP002DL7 — 17  
 - SENSE BIT 1.4 — AP002DA2 — 22  
 - SENSE BIT 1.5 — AP002DA4 — 27  
 - SENSE BIT 1.6 — AP002DA6 — 32  
 - SENSE BIT 1.7 — AP002DN1 — 37  
 † SENSE BIT 1.P — AP002DN3 — 42  
 - STORE BIT 1.0 — DS004AB2 — 47  
 - STORE BIT 1.4 — DS004AD2 — 52  
 - STORE BIT 1.1 — DS004CB2 — 57  
 - STORE BIT 1.5 — DS004CD2 — 62  
 - STORE BIT 1.2 — DS004EB2 — 67  
 - STORE BIT 1.6 — DS004ED2 — 72  
 - STORE BIT 1.3 — DS004GB2 — 77  
 - STORE BIT 1.7 — DS004GD2 — 82  
 † STORE BIT 1.P — DS004GF2 — 87



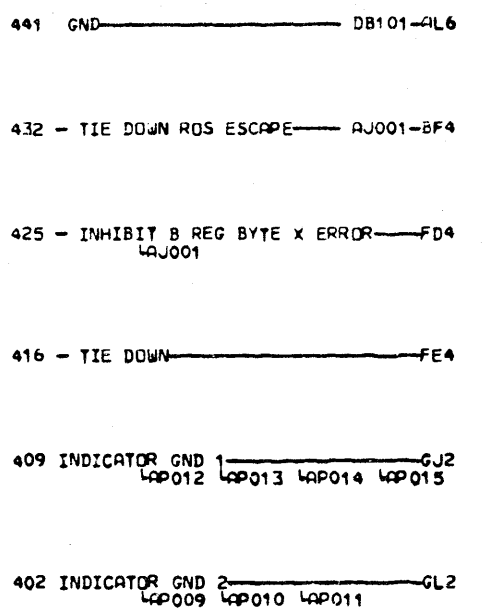
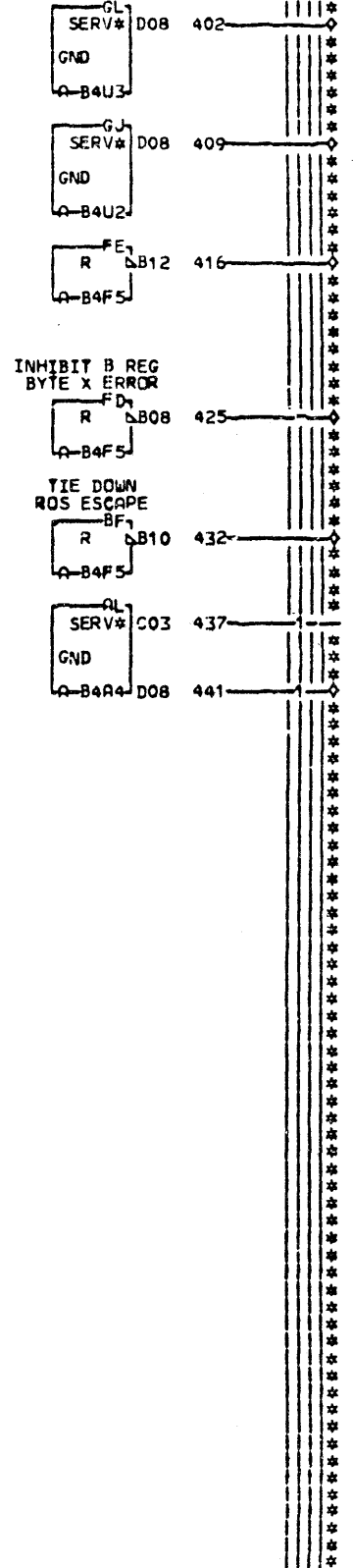
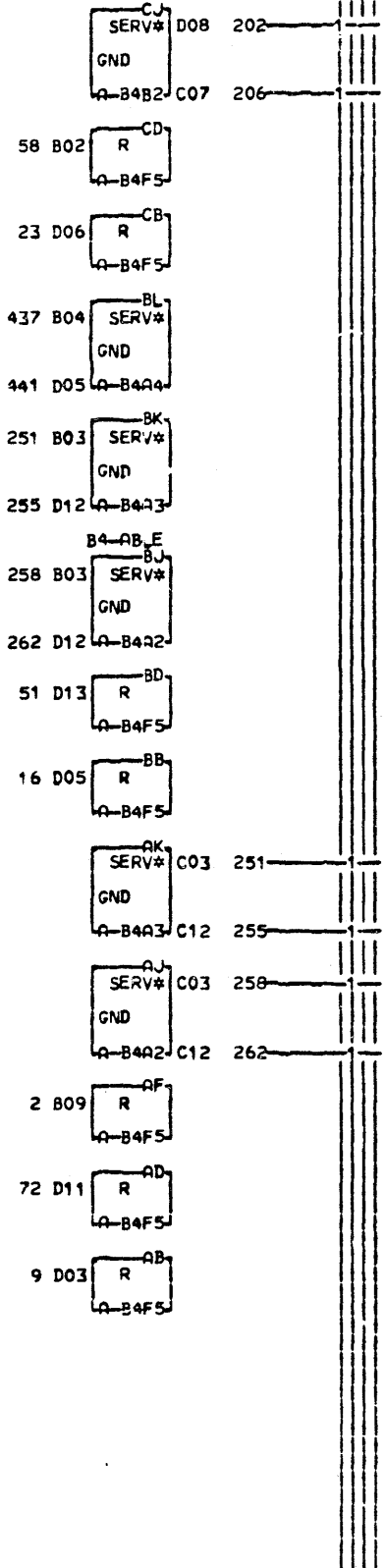
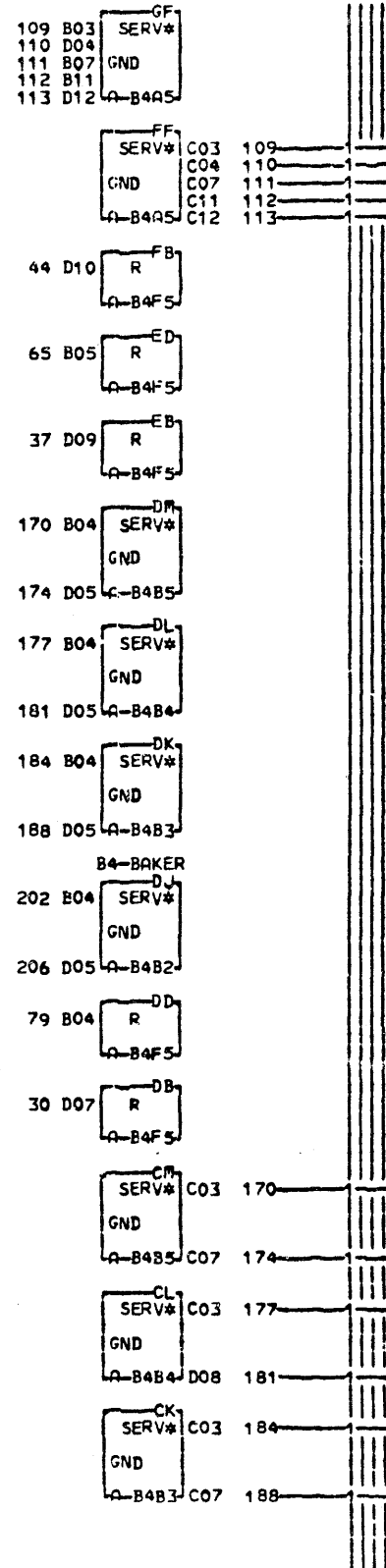
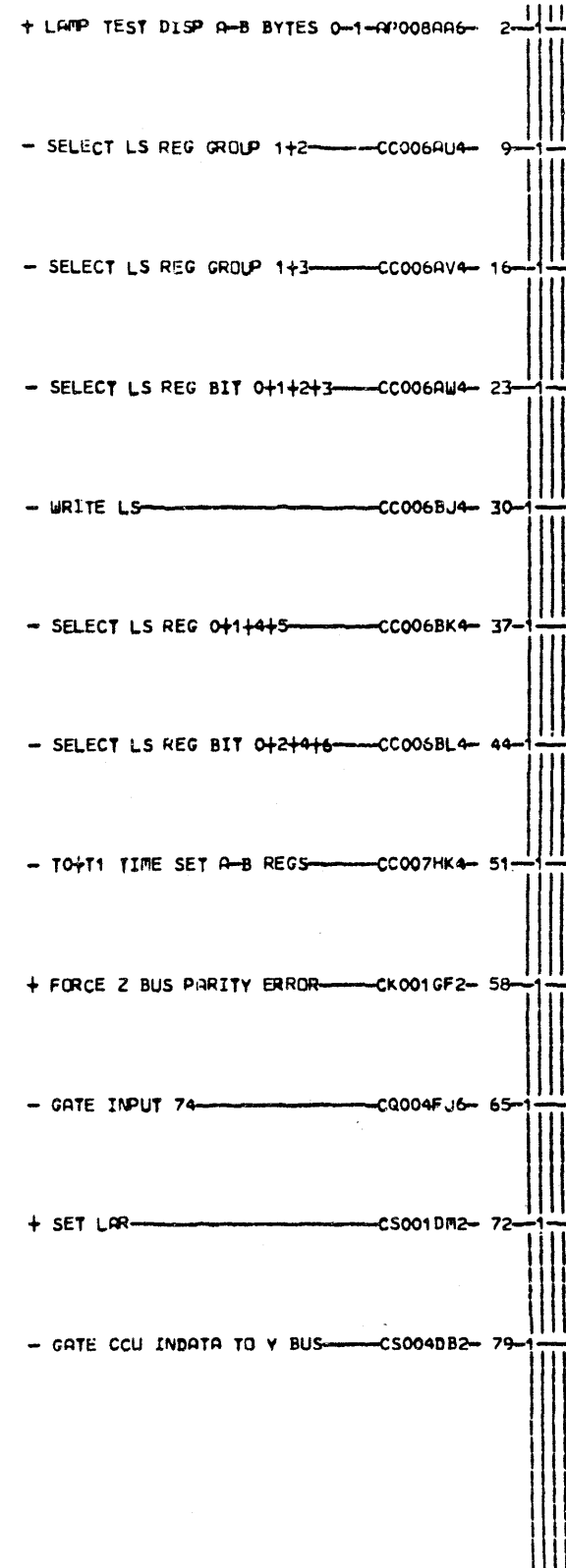
030 DS005  
 114 - STORE BIT 1.P — AP002-BC1  
 115 - STORE BIT 1.7 — AP002-BC2  
 117 - STORE BIT 1.6 — AP002-BC4  
 118 - STORE BIT 1.5 — AP002-BC5  
 119 - STORE BIT 1.4 — AP002-BC6  
 121 - STORE BIT 1.3 — AP002-BC8  
 101 - STORE BIT 1.2 — AP002-BC1  
 102 - STORE BIT 1.1 — AP002-BC2  
 104 - STORE BIT 1.0 — AP002-BC4  
 105 - SENSE BIT 1.P — DS004-BC5  
 107 - SENSE BIT 1.7 — DS004-BC7  
 108 - SENSE BIT 1.6 — DS004-BC8  
 127 - SENSE BIT 1.5 — DS004-BL1  
 129 - SENSE BIT 1.4 — DS004-BL3  
 130 - SENSE BIT 1.3 — DS004-BL4  
 131 - SENSE BIT 1.2 — DS004-BL5  
 133 - SENSE BIT 1.1 — DS004-BL7  
 134 - SENSE BIT 1.0 — DS004-BL8

THIS PAGE IS FOR 3705-II ONLY.

LOC. TYPE  
A-B4A2 6799

DS005  
030 SIM TO PN 5997765 EC 309545

SDR DRIVER FOR FRAME 1	
E.C. HISTORY 312922 314419	D. MACH. 27RNB FRAME 01
DATE LAST EC 10-06-76 315053	IBA CORP. DS005 P.No 1750258 030

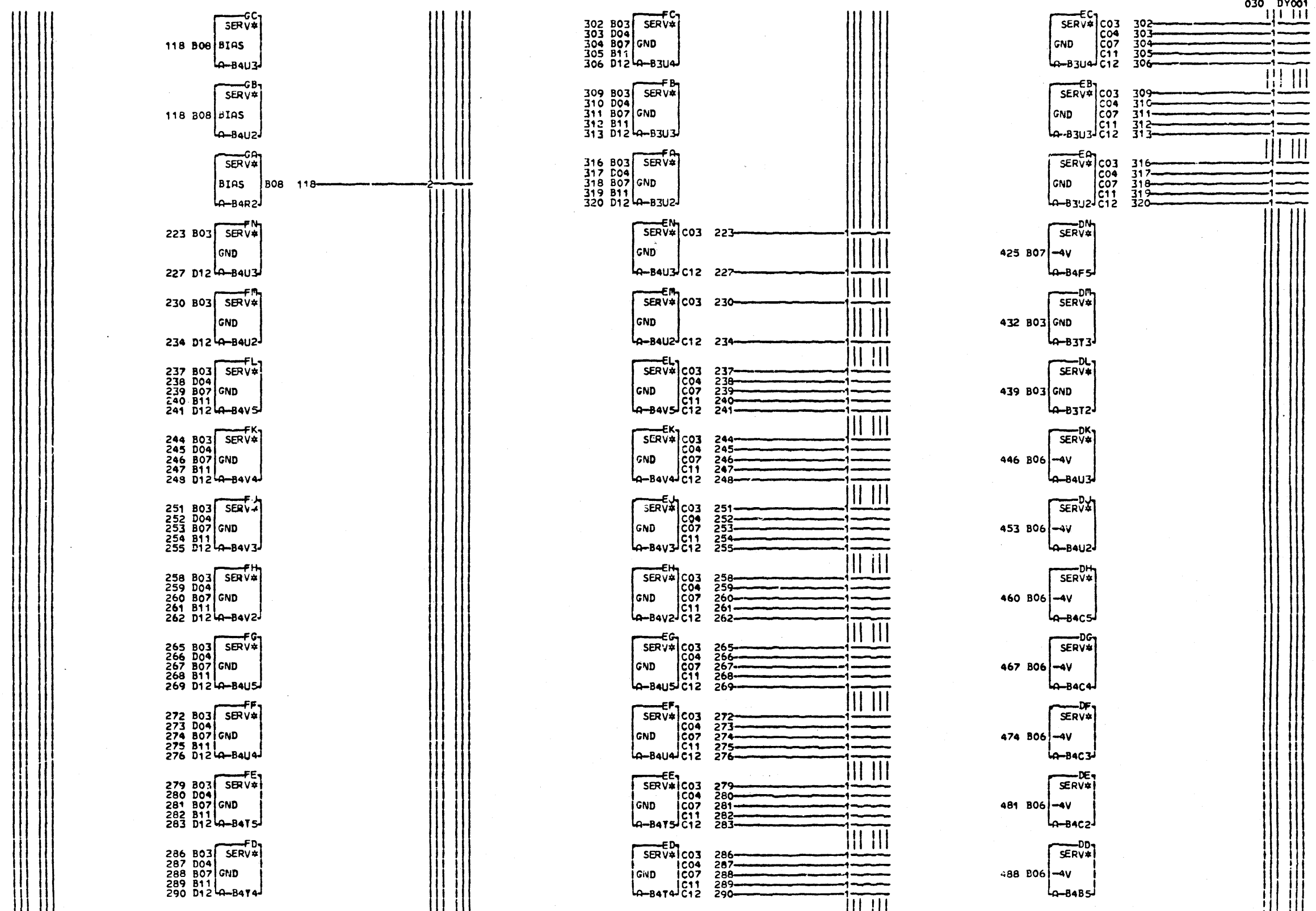


THIS PAGE IS FOR 3705-II ONLY.

LOC. TYPE  
A-B4F5 N885

TERMINATOR RESISTORS FOR CONTROL SIGNALS	
E.C.-HISTORY- 312922	D-MACH-27RNB
314419	FRAME 01
DATE LAST EC 09-29-76 315053	IBM CORP.SDD P.N. 1750259

DW001 030

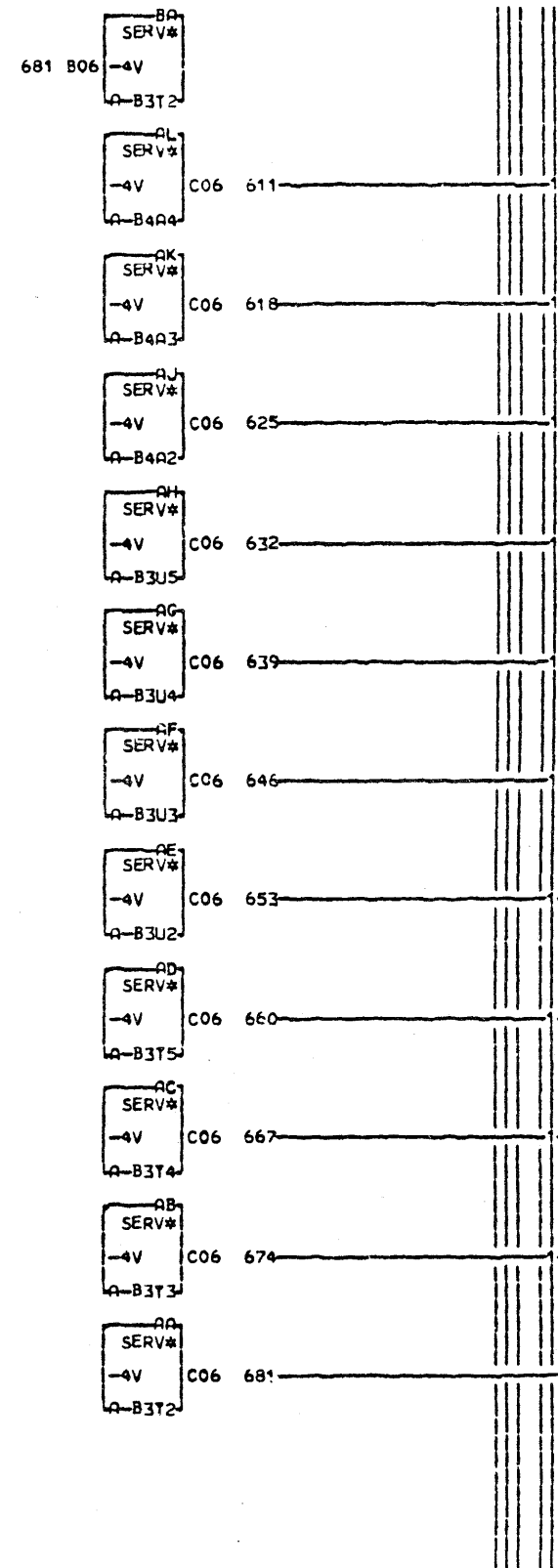
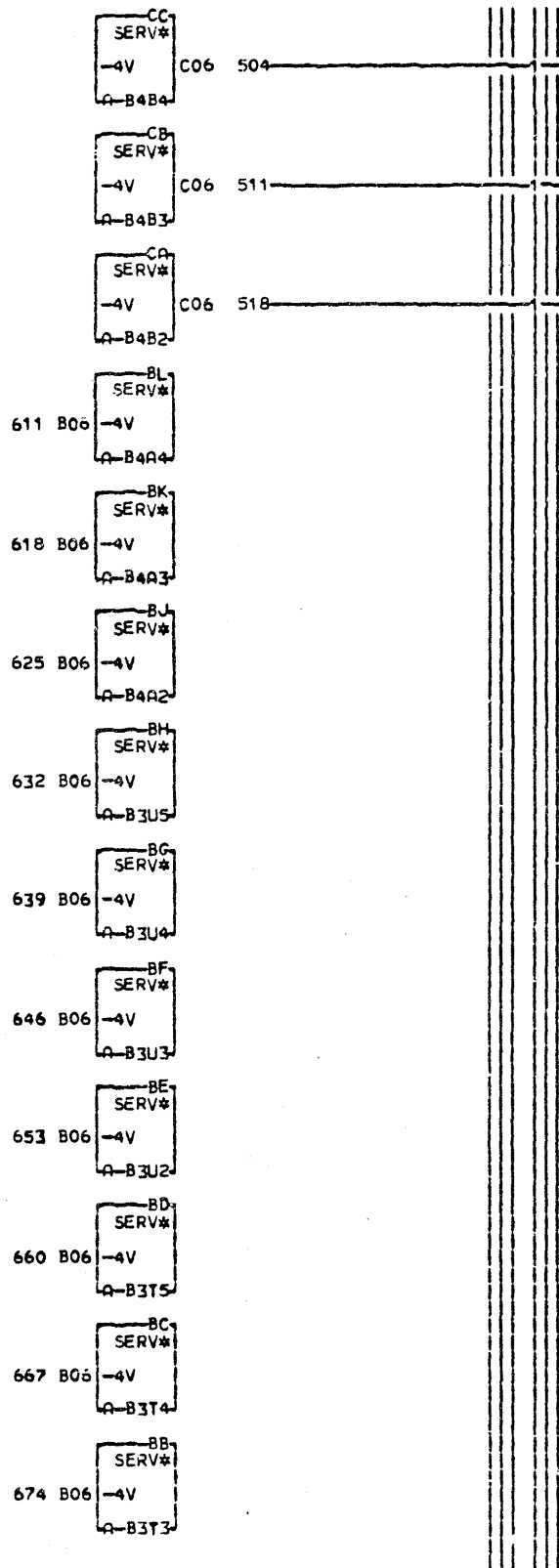
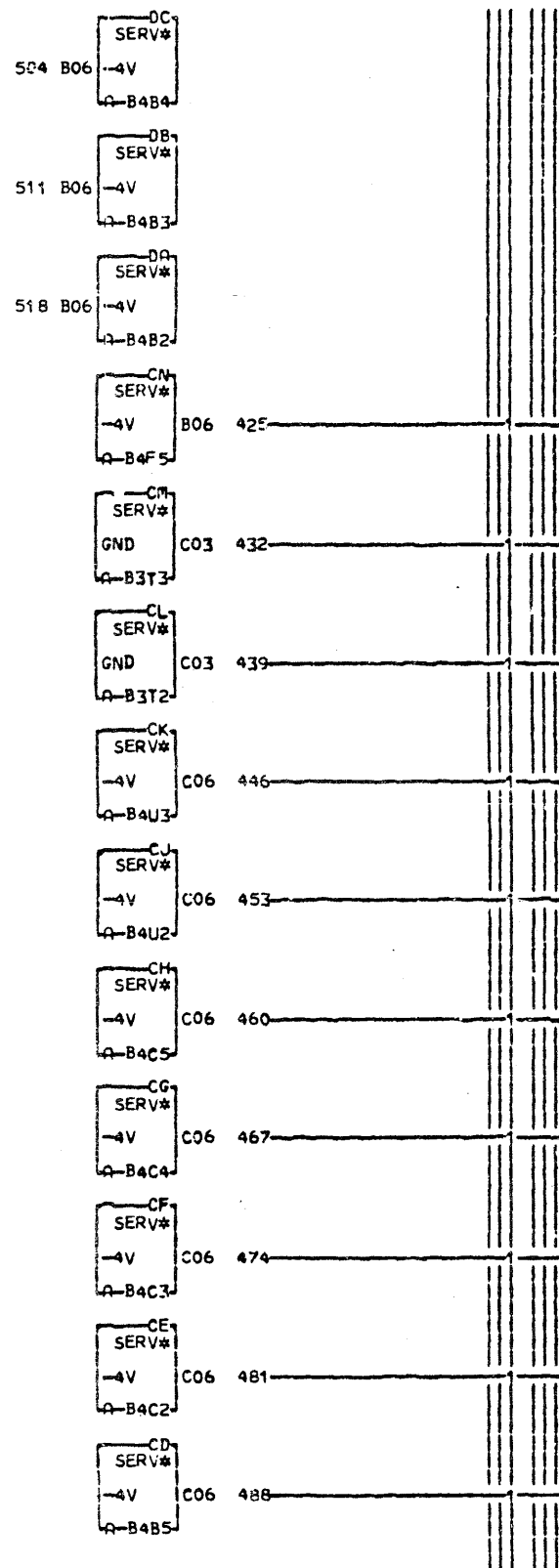


PAGE THIS PAGE IS FOR 3705-II ONLY.  
01  
OF  
02

LOC. TYPE

DY001  
030 SIM TO PN 5997782 EC 309545

BIAS AND SERVICE VOLTAGES FOR A-B3 AND A-B4 BOARDS -E-C-HISTORY-D-MACH-27RNB		PAGE 01 OF 02
312922	FRAME 01	
314419	IBM CORP.SDD	DY001
DATE LAST EC 10-06-76 315053	P.N. 1750260	030



LOC. TYPE

PAGE THIS PAGE IS FOR 3705-II ONLY.  
02  
OF  
02

DY001  
030 SIM TO PN 5997782 EC 309545

BIAS AND SERVICE VOLTAGES FOR A-B3 AND A-R4 BOARDS		PAGE 02 OF 02
E.C. HISTORY 312922 314419	D. MACH. 27RNB FRAME 01 IBM CORP. SDD	DY001
DATE LAST EC 10-06-76 313053	P.N. 1750260	030



SOCKET LISTING ADDENDUM

PLUG LIST  
PART NO. ACC TYPE SOCKETS  
8233275 Y697 C2 01

\*\*\*\*\*  
C2 DOUBLE CARD  
C3 8233275 Y697


CR050  
CR051  
\*\*\*\*\*

D  
Z  
0  
0  
1

SOCKET LISTING ADDENDUM  
DATE 06-01-73 MACH 27RNB  
BOARD 01A-B3  
PREV ENG  
PRES ENG 06-01-73 348076  
P/N 1785207  
IBM CORP SDD  
054

D  
Z  
0  
0  
1

A B C D E F G H J K L M N P Q R S T U V



NOTE	PART NO.	SUBPART NO.	TYPE	SOCKETS	TOTAL
I	5857421	SEE DZ001	6821	Q2	1

PREVIOUS E.C.      PRESENT E.C.  
 00000                      312913

SUBSTITUTE PN IS AN IMPROVED CARD AND IS INTERCHANGEABLE WITH PN SHOWN ABOVE  
 AND MAY BE SHIPPED BY PARTS CENTER IN RESPONSE TO ORDERS FOR THE PN SHOWN ABOVE

EC HISTORY		CARD SUBSTITUTION CHART	
MAR 75	312913	SOCKET LISTING ADDENDUM I	
		MACH 27 RNB BOARD 01A-B3	
		PART NO 1851510	
B		CLASSIFICATION	IBM CORP

D  
Z  
O  
O  
I  
A

SOLID LOGIC DESIGN AUTOMATION - SOCKET LISTING

Table with columns for component ID (A1-A6), connector type (CONNECTOR, SINGLE CARD), and pin configurations (e.g., D5004 00 01 02 03 04 05).

Table with columns for component ID (B0-B6), connector type (CONNECTOR, SINGLE CARD, QUAD CARD), and pin configurations (e.g., B04 C0005CL6).

Table with columns for component ID (C0-C6), connector type (CONNECTOR, SINGLE CARD, QUAD CARD), and pin configurations (e.g., C04 C0005CL6).

Table with columns for component ID (D0-D6), connector type (CONNECTOR, QUAD CARD), and pin configurations (e.g., D0004 06 07).

Table with columns for component ID (E0-E6), connector type (CONNECTOR, QUAD CARD), and pin configurations (e.g., E0004 2C).

Table with columns for component ID (F0-F6), connector type (CONNECTOR, QUAD CARD), and pin configurations (e.g., F0009 35 36).

Table with columns for component ID (G0-G6), connector type (CONNECTOR, QUAD CARD), and pin configurations (e.g., G0014 00 01 02).

SOCKET LISTING
DATE 05-24-72 ARCH: 27RNB
LOG 101 BOARD 01A-84
PREV. ENGR: 05-06-72 309543
P.N. 5997488

M1 R13 CS007E82
R11 CS007E82
R13 CS007E82
C11 CS007E82
C13 CS007FC6
D11 CS007FD6
E13 CQ004DE2

M2 QJAD CARD
M3 5857402 6802

DJ014 00 01 02
DJ002 03 04 05
DJ014 06
DJ016 07 08
DJ014 09 08
DJ011 08 0C 0D 0E 0F 0G
DJ002 0H 0J 0K
DJ014 0L 0M
DJ002 0N 0P 0Q 0R
DJ003 0S 0T
DJ011 0U
DJ016 0V
DJ003 0W
DJ011 0X
DJ003 0Y
DJ017 0Z 10 11 12 13
DJ003 14 15
DJ011 16 17 18
DJ003 19 1A
DJ008 1B
DJ018 1C 1D
DJ011 1E 1F 1G
DJ017 1H 1J 1K 1L 1M
DJ015 1N 1P 1Q 1R
DJ014 1S
DJ008 1T 1U 1V 1W 1X 1Y
DJ014 1Z
DJ016 20 21 22 23 24 25
DJ014 26 27
DJ014 28 29 2A
DJ013 2B
DJ008 2C 2D 2E
DJ009 2F 2G 2H 2J 2K 2L
DJ015 2N 2P 2R
DJ009 2S 2T 2X
DJ010 2V 2W 2Z
DJ016 2Z
DJ014 30
DJ010 31 32 33 34 35 36
DJ002 37 38 39
DJ003 3A 3B 3C
DJ008 3D 3E 3F 3G
DJ009 3H
DJ011 3J 3K 3L
DJ009 3M 3N 3P
DJ016 3Q 3R 3S 3T 3M
DJ013 3X
DJ010 3Y 3Z 40 41
DJ014 42 43 44 45
DJ002 46 47 48 49
DJ008 4A 4B 4C 4D
DJ009 4E 4F 4G 4H
DJ010 4J 4K 4L 4M
DJ002 4X 4Y 4Z

R6 CONNECTOR
R04 CK001GD2
R02 CK002DA2
R04 CK002DB2
C02 CK002DC2
C04 CK002DD2
D02 CK002DE2
E04 CK002DJ2

M1 CONNECTOR
R11 CQ004FE6
R13 CQ001FC2
R13 CQ006DF9
R13 CQ006B96
C11 CQ007FK4
D13 CQ006FG1
E11 CQ006FG2
E13 CQ006FG3

M2 QJAD CARD
M3 5857401 6801

DK002 00 01
DK974 02 03
DK002 04
DK971 05 06 07 08 09 0A
DK008 0B
DK002 0C 0D 0E 0F
DK003 0G 0H

DK974 CJ OK
DK003 OL
DK975 OM 0M 0P
DK003 OQ
DK008 OR 0S 0T 0U 0V 0W
OX 0Y 0Z

DK976 10
DK977 11
DK976 12
DK977 13 14
DK974 15
DK976 16
DK008 17
DK009 18 19
DK974 1A
DK976 1B
DK009 1C 1D 1E 1F 1G 1H
DK974 1J
DK009 1K 1L
DK974 1M
DK971 1N 1P
DK976 1Q
DK002 1R 1S 1T
DK003 1U 1V
DK008 1W
DK975 1X 1Y
DK974 1Z
DK976 20 21 22 23
DK008 24 25 26
DK009 27
DK976 28 29
DK009 2A 2B 2C
DK974 2D
DK976 2E
DK977 2F
DK002 2G
DK971 2H 2J 2K
DK002 2L
DK971 2M
DK976 2N 2P 2Q 2R
DK002 2S
DK008 2T 2U
DK976 2V
DK977 2W
DK976 2X 2Y 2Z
DK008 30 31
DK009 32 33
DK974 34
DK009 35 36
DK976 37 39
DK971 3D 3E 3F
DK976 3G
DK977 3H
DK976 3J 3K 3L 3M
DK974 3N 3P 3Q
DK975 3R
DK974 3S 3T 3U
DK975 3V 3W
DK976 3X
DK977 3Y
DK975 3Z 40 41
DK977 42
DK976 43
DK002 44 45 46 47 48 49
DK008 4A 4B 4C 4D
DK974 4E

P6 CONNECTOR
E02 CQ003B80
E04 CQ001DK6

Q1 CONNECTOR
R11 CV061EK2
R13 CV061FR2
C11 CQ001ER2
C13 DP993FD2
D11 DP993FD2
D13 DG971AJ4
E11 DP992ED2

Q2 QJAD CARD
Q3 5857402 6802

DK974 00 01 02
DK002 03 04 05
DK977 06
DK006 07 08
DK004 09 0A
DK001 0B 0C 0D 0E 0F 0G
DK002 0H 0J 0K
DK002 0L 0M 0N 0P 0Q 0R
DK003 0S 0T
DK006 0V
DK001 0W 0X
DK003 0Y
DK007 0Z 10 11 12 13
DK003 14 15
DK001 16 17 18
DK003 19 1A
DK008 1B
DK006 1C 1D
DK001 1E 1F 1G
DK007 1H 1J 1K 1L 1M
DK005 1N 1P 1Q 1R
DK004 1S
DK008 1T 1U 1V 1W 1X 1Y
DK004 1Z
DK006 20 21 22 23 24 25
DK004 26 27
DK005 28 29 2A
DK008 2B 2D 2E
DK009 2F 2G 2H 2J 2K 2L
DK009 2M 2N
DK005 2P 2Q 2R
DK009 2S 2T
DK010 2U 2V 2W 2X
DK005 2Y
DK006 2Z
DK004 30
DK010 31 32 33 34 35 36

R6 CONNECTOR
R02 CK002DK2
R04 CK002DL2
R02 CK003FF2
R04 DP992GL2
C02 DR992GL2
D04 DK974FK6
E02 DR992ED2
E04 CP001F32

R1 CONNECTOR
E11 CV001ME4
E13 CV001FG2

R2 QJAD CARD
R3 5857402 6802

DL004 00 01 02
DL002 03 04 05
DL004 06
DL004 07 08
DL004 09 0A
DL001 0B 0C 0D 0E 0F 0G
DL002 0H 0J 0K
DL004 0L 0M 0N 0P 0Q 0R
DL002 0S 0T
DL001 0U
DL008 0V
DL001 0W 0X
DL003 0Y

DL007 02 10 11 12 13
DL003 14 15
DL001 16 17 18
DL003 19 1A
DL008 1B
DL006 1C 1D
DL001 1E 1F 1G
DL007 1H 1J 1K 1L 1M
DL005 1N 1P 1Q 1R
DL004 1S
DL004 1T 1U 1V 1W 1X 1Y
DL004 1Z
DL006 20 21 22 23 24 25
DL004 26 27
DL005 28 29 2A
DL008 2B 2D 2E
DL009 2F 2G 2H 2J 2K 2L
DL009 2M 2N
DL005 2P 2Q 2R
DL009 2S 2T
DL010 2U 2V 2W 2X
DL005 2Y
DL006 2Z
DL004 30
DL010 31 32 33 34 35 36
DL002 37 38 39
DL003 3A 3B 3C
DL008 3D 3E 3F 3G
DL009 3H
DL009 3J 3K 3L
DL009 3M 3N 3P
DL006 3Q 3R 3S 3T 3M
DL005 3X
DL010 3Y 3Z 40 41
DL002 42 43 44 45
DL002 46 47 48 49
DL008 4A 4B 4C 4D
DL009 4E 4F 4G 4H
DL010 4J 4K 4L 4M
DL002 4X 4Y 4Z

P6 CONNECTOR
E02 CQ003B80
E04 CQ001DK6

Q1 CONNECTOR
R11 CV061EK2
R13 CV061FR2
C11 CQ001ER2
C13 DP993FD2
D11 DP993FD2
D13 DG971AJ4
E11 DP992ED2

Q2 QJAD CARD
Q3 5857402 6802

DK004 00 01 02
DK002 03 04 05
DK977 06
DK006 07 08
DK004 09 0A
DK001 0B 0C 0D 0E 0F 0G
DK002 0H 0J 0K
DK002 0L 0M 0N 0P 0Q 0R
DK003 0S 0T
DK006 0V
DK001 0W 0X
DK003 0Y
DK007 0Z 10 11 12 13
DK003 14 15
DK001 16 17 18
DK003 19 1A
DK008 1B
DK006 1C 1D
DK001 1E 1F 1G
DK007 1H 1J 1K 1L 1M
DK005 1N 1P 1Q 1R
DK004 1S
DK008 1T 1U 1V 1W 1X 1Y
DK004 1Z
DK006 20 21 22 23 24 25
DK004 26 27
DK005 28 29 2A
DK008 2B 2D 2E
DK009 2F 2G 2H 2J 2K 2L
DK009 2M 2N
DK005 2P 2Q 2R
DK009 2S 2T
DK010 2U 2V 2W 2X
DK005 2Y
DK006 2Z
DK004 30
DK010 31 32 33 34 35 36

R6 CONNECTOR
R04 CQ003BF2
R02 CQ003BG6
R04 CQ003AG6
C02 CQ003BK2
C04 CQ003BN6
D02 CQ003CG2
E04 CQ003CH6

S1 CONNECTOR
R11 CU011DC4
R13 CU013CF6

S6 CONNECTOR
R02 CQ003CH6
R04 CQ003FF2

T1 CONNECTOR
R11 CU011DD4
R13 CU011DE4
R11 CU011DE4
R13 CU011DE4
C13 CU011DJ4
D11 CU011DK4
D13 CU011DL4
E11 CU011DM4
E13 CU011DN4

DM002 37 38 39
DM003 3A 3B 3C
DM008 3D 3E 3F 3G
DM009 3H
DM001 3J 3K 3L
DM006 3Q 3R 3S 3T 3M
DM010 3Y 3Z 40 41
DM004 42 43 44 45
DM002 46 47 48 49
DM008 4A 4B 4C 4D
DM009 4E 4F 4G 4H
DM010 4J 4K 4L 4M
DM002 4X 4Y 4Z

Q6 CONNECTOR
R02 CQ002CB2
R04 CQ002CC6
C02 CQ002DA2
C04 CQ002DF2
D02 CQ002DH2
D04 CQ002JH6
E02 CQ003AJ6

R1 CONNECTOR
R13 CQ006AJ4
R11 CQ006AV4
R13 CQ006AV4
C11 CQ006BJ4
C13 CQ006BK4
D11 CQ006BL4
E13 CU011DA4

R2 QJAD CARD
R3 5857407 6807

CF002 00 03 04 05
CF001 06 07 08 09 0A 0B
CF002 0C 0D 0E 0F 0G 0H
CF002 0J 0K 0L 0M 0N 0P
CF002 0Q 0R 0S 0T 0U 0V
CF002 0W 0X 0Y 0Z 10 11
12 13 14 15 16 17

CF003 18
19 1A 1B 1C 1D 1E
1F 1G 1H 1J 1K 1L
1M 1N 1P 1Q 1R 1S
1T 1U 1V 1W 1X 1Y
20
CF004 21 22 23 24 25 26
27 28 29 2A 2B 2C
2D 2E

CF003 2F
CF004 2G 2H
DQ001 2J
DQ002 2K 2L
CF002 2M
DQ002 2N 2P
CF003 2Z
CF004 33
CF003 34
CF004 35
CF003 36 40
CF003 41 48 4C
CF004 4B
CF002 4E
CF003 4F 4G 4H 4J 4K 4L
4M 4N 4P

R6 CONNECTOR
R04 CQ003BF2
R02 CQ003BG6
R04 CQ003AG6
C02 CQ003BK2
C04 CQ003BN6
D02 CQ003CG2
E04 CQ003CH6

S1 CONNECTOR
R11 CU011DC4
R13 CU013CF6

S6 CONNECTOR
R02 CQ003CH6
R04 CQ003FF2

T1 CONNECTOR
R11 CU011DD4
R13 CU011DE4
R11 CU011DE4
R13 CU011DE4
C13 CU011DJ4
D11 CU011DK4
D13 CU011DL4
E11 CU011DM4
E13 CU011DN4

T5 R04 AJ001FC4
R08 AJ001FD4
D03 AJ001FA4
D07 AJ001EA4

T6 CONNECTOR
R02 CU001EJ6
R04 CU001EP6
R02 CU001FP6
C04 CU001EE2
D02 CU001EE2
D04 CU001EE2
E02 CU009ED6
E04 CU010SE4

U1 CONNECTOR
R11 CU013EF6
R13 CU012DC4
C11 CU012DD4
C13 CU012DE4
D11 CU012DG4
D13 CU012DJ4
E11 CU012DK4

U2 SINGLE CARD
8231689 6845
AP012 00 01 02 03 04 05
AP013 06 07 08 09 0A 0B 0C 0D
AP014 0E 0F 0G 0H 0J 0K 0L 0M
0N 0P
AP015 0Q 0R 0S 0T 0U 0V
0W 0X

U3 SINGLE CARD
8231689 6845
AP010 00
AP011 01 02
AP010 03 04
AP011 05 06
AP010 07 08 09
AP011 0A
AP010 0C 0D
AP011 0E
AP009 0H 0J 0K 0M 0N 0P

U4 CONNECTOR
R02 DP992AD2
R04 DN001BH2
R05 DN001BK2
R06 DN014GC2
R08 DN014GG2
R09 DN014GL2
R10 DJ014CC2
R12 DJ014GG2
R13 DJ014GL2
R02 DR992AD2
R03 DQ001BH2
R05 DQ001BK2
R06 DL004CC2
R07 DL004CG2
R09 DR004CC2
R10 DR004CG2
R11 DR004GG2
R13 DR004GL2

U5 CONNECTOR
R02 AA003DB1
R04 AA003DB3
R05 AA003DB5
R06 AA003DB7
R08 AA003DC2
R09 AA003DC4
R10 AA003DC6
R12 AA003DD3
R13 AA003DD5
R02 AA003DD7
R03 AA003DE2
R05 AA003DE4
R07 AA003DE6
R09 AA003DF1
R10 AA003DF3
R11 AA003DF5
R13 AA003DF7

U6 CONNECTOR
R02 CU001EK6
R04 CU001EL6
C02 CP001G02
C04 CP001F06
D02 CQ001FJ2
D04 CQ001FK6
R02 CQ001FR6

V1 R13 CU012DL4
R11 CU012DN4
R13 CU013GF6

V2 CONNECTOR
R02 AP011AC4
R04 AP011AF4
R05 AP012AC4
R06 AP012AF4
R08 AP012AJ4
R09 AP012AR4
R10 AP013AC4
R12 AP013AF4
R13 AP013AJ4
R02 AP013AR4
R03 AP014AC4
R05 AP010AJ4
R06 AP014AJ4
R07 AP014AR4
R09 AP015AC4
R10 AP015AR4
R11 AP015AJ4
R13 AP015AR4

V3 CONNECTOR
R02 AP010AH4
R04 CC003BH6
R05 CC003BL6
R06 CC003BL6
R08 CC003CH6
R09 CC003CL6
R10 CC003CL6
R12 CC003EL6
R13 CC003EL6
R02 CC004EH6
R03 CC004EE6
R05 CC004AR2
R06 CF002CH6
R07 CQ001DK2
R09 CU003GL6
R10 DR005DL4
R11 CS006D6
R13 CU009EE6

V4 CONNECTOR
R02 AA001DB1
R04 AA001DB3
R05 AA001DB5
R06 AA001DB7
R08 AA001DC2
R09 AA001DC4
R10 AA001DC6
R12 AA001DD1
R13 AA001DD3
R02 AA001DD5
R03 AA001DD7
R05 AA001DE2
R06 AA001DE4
R07 AA001DE6
R09 AA001DF1
R10 AA001DF3
R11 AA001DF5
R13 AA001DF7

V5 CONNECTOR
R02 DQ002GB2
R04 DN001GB2
R05 DN001GB2
R06 DN002GB2
R08 DQ001GA2
R09 DQ001GB2
R10 DQ001GC2
R12 DQ002GB2
R13 DQ002FK6
D02 CQ001ER2
D03 CQ001C02
D05 CQ005CJ6
D06 CQ005CL6
D07 CU010GA6
D09 AA002DF7
D10 AA002DF1
D11 AA005AD4
D13 AA002DF3

V6 CONNECTOR
R04 CP002GK6
R02 CU010FR2
R04 AP008DF4

PLUG LIST
PART NO ACC TYPE SOCKETS TOTAL
5857401 6801 K2 M2 02
5857401 6801 J2 01
5857402 6802 L2 M2 P2 Q2 04
5857407 6807 R2 01
5862885 6885 F5 01
8218932 6738 D2 01
8214222 6800 G2 H2 02
8214435 6796 E2 01
8214437 6797 C2 01
8214437 FRM2 6797 C3 01
8214437 FRM3 6797 C4 01
8214437 FRM4 6797 C5 01
821639 6845 U2 L3 01
821639 6799 A2 U2 02
821639 FRM2 6799 A3 B3 02
821639 FRM3 6799 A4 B4 02
821639 FRM4 6799 A5 B5 02
CONJ A1 A6 B1 B6 47
C1 C6 D1 D6
E1 E6 F1 F6
G1 G6 H1 H6
J1 J6 K1 K6
L1 L6 M1 M6
N1 N6 P1 P6
Q1 Q6 R1 R6
S1 S6 T1 T5
U1 U6 V1 V3
V4 V5 V6

ROS1 2936 F2 01
ROS2 2937 F4 01

SOCKET LISTING
DATE 05-24-72 PAGE 27RWB
LOG 101 BOARD 01A-84
PREP: ENGR: 05-06-72 309548
PRES: ENGR: 05-22-72 309548
P-N: 5997488

D 2000 2

000

SOLID LOGIC DESIGN AUTOMATION—SOCKET LISTING

Table with columns A1, A2, A3, A4, A6, B1, B3, B6, C1, C2, C3, D, D2, D3, D4, D5. Contains connector and quad card information for various components like D11, D13, E11, etc.

Table with columns D2, D3, D4, D5, D6, E1, E2, E3, E4, E5, E6, F1, F2, F4. Contains connector and quad card information for various components like CV041, CV001, CV011, etc.

Table with columns F4, F5, F6, G1, G2, G3, G4, G5. Contains connector and quad card information for various components like CN001, D0001, D0003, etc.

Table with columns G6, H1, H2, H3, H4, H5, H6, J1. Contains connector and quad card information for various components like R02, R04, R11, etc.

Table with columns J1, J2, J3, J4, J5, J6, K1. Contains connector and quad card information for various components like R11, R13, R15, etc.

Table with columns K2, K3, K4, K5, K6, L1, L2, L3, L4, L5. Contains connector and quad card information for various components like DG002, DG974, etc.

Table with columns L6, M1, M2, M3, M4, M5, M6. Contains connector and quad card information for various components like D02, D04, E02, etc.

SOCKET LISTING
DATE 10-08-76 PACH. 27RNB
LOG 733 BOARD 01A-84
PREV. ENGR. 01-23-76 312922
PRES. ENGR. 10-03-76 315053
P.No. 1750262
IBM CORP. SDD BLK.

DJ008 1B  
 DJ016 1C 1D  
 DJ011 1E 1F 1G  
 DJ017 1H 1J 1K 1L 1M  
 DJ015 1N 1P 1Q 1R  
 DJ014 1S  
 DJ008 1T 1U 1V 1W 1X 1Y  
 DJ014 1Z  
 DJ016 20 21 22 23 24 25  
 26 27  
 DJ014 28 29 2A  
 DJ015 2B  
 DJ008 2C 2D 2E  
 DJ009 2F 2G 2H 2J 2K 2L  
 2M 2N  
 DJ015 2P 2Q 2R  
 DJ009 2S 2T  
 DJ010 2U 2V 2W 2X  
 DJ015 2Y  
 DJ016 2Z  
 DJC14 30  
 DJ010 31 32 33 34 35 36  
 DJ002 37 38 39  
 DJ003 3A 3B 3C  
 DJ008 3D 3E 3F 3G  
 DJ009 3H  
 DJ011 3J 3K 3L  
 DJ009 3M 3N 3P  
 DJ016 3Q 3R 3S 3T 3W  
 DJ015 3X  
 DJ010 3Y 3Z 40 41  
 DJ014 42 43 44 45  
 DJ002 46 47 48 49  
 DJ008 4A 4B 4C 4D  
 DJ009 4E 4F 4G 4H  
 DJ010 4J 4K 4L 4M  
 DJ002 4X 4Y 4Z

N6 CONNECTOR  
 A04 CK001GD2  
 B02 CK002DB2  
 B04 CK002DB2  
 C02 CK002DC2  
 C04 CK002DD2  
 D02 CK002DH2  
 E04 CK002DJ2

N1 CONNECTOR  
 A11 CQ004FE6  
 B13 CC001FC2  
 B11 CC006DF9  
 B13 CC006BF6  
 C11 CC007HK4  
 D13 CC006FG1  
 E11 CC006FG2  
 E13 CC006FG3

N2 QUAD CARD  
 N3 5857401 6801  
 N4  
 N5

DK002 00 01  
 DK974 02 03  
 DK002 04  
 DK977 05 06 07 08 09 0A  
 0B  
 DK002 0C 0D 0E 0F  
 DK003 0G 0H  
 DK974 0J 0K  
 DK003 0L  
 DK975 0M 0N 0P  
 DK003 0Q  
 DK008 0R 0S 0T 0U 0V 0W  
 0X 0Y 0Z  
 DK976 10  
 DK977 11  
 DK976 12  
 DK977 13 14  
 DK974 15  
 DK976 16  
 DK008 17  
 DK009 18 19  
 DK974 1A  
 DK976 1B  
 DK009 1C 1D 1E 1F 1G 1H  
 DK974 1J  
 DK009 1K 1L  
 DK974 1M  
 DK971 1N 1P  
 DK976 1Q  
 DK002 1R 1S 1T  
 DK003 1U 1V  
 DK008 1W  
 DK975 1X 1Y  
 DK974 1Z  
 DK976 20 21 22 23  
 DK008 24 25 26  
 DK009 27  
 DK976 28 29

DK009 2A 2B 2C  
 DK974 2D  
 DK976 2E  
 DK977 2F  
 DK002 2G  
 DK971 2H 2J 2K  
 DK002 2L  
 DK971 2M  
 DK976 2N  
 DK971 2P 2Q 2R  
 DK002 2S  
 DK008 2T 2U  
 DK976 2V  
 DK977 2W  
 DK976 2X 2Y 2Z  
 DK008 30 31  
 DK009 32 33  
 DK974 34  
 DK009 35 36  
 DK976 37 39  
 DK971 3D 3E 3F  
 DK976 3G  
 DK977 3H  
 DK976 3J 3K 3L 3M  
 DK974 3N 3P 3Q  
 DK975 3R  
 DK974 3S 3T 3U  
 DK975 3V 52  
 DK976 53  
 DK977 54  
 DK975 55 57  
 DK977 D1  
 DK976 D3  
 DK002 D4 D5 D6  
 DK974 D7

N6 CONNECTOR  
 A02 CK002DK2  
 A04 CK002DL2  
 B02 CK003FF2  
 B04 DP992GL2  
 C02 DR992GL2  
 D04 DK974FK6  
 E02 DR992ED2  
 E04 CP001FB2

P1 CONNECTOR  
 E11 CV001HE4  
 E13 CV001FG2

P2 QUAD CARD  
 P3 5857402 6802  
 P4  
 P5

DL004 00 01 02  
 DL002 03 04 05  
 DL004 06  
 DL006 07 08  
 DL004 09 0A  
 DL001 0B 0C 0D 0E 0F 0G  
 DL002 0H 0J 0K  
 DL004 0L 0M  
 DL002 0N 0P 0Q 0R  
 DL003 0S 0T  
 DL001 0U  
 DL006 0V  
 DL001 0W 0X  
 DL003 0Y  
 DL007 0Z 10 11 12 13  
 DL003 14 15  
 DL001 16 17 18  
 DL003 19 1A  
 DL008 1B  
 DL006 1C 1D  
 DL001 1E 1F 1G  
 DL007 1H 1J 1K 1L 1M  
 DL005 1N 1P 1Q 1R  
 DL004 1S  
 DL008 1T 1U 1V 1W 1X 1Y  
 DL004 1Z  
 DL006 20 21 22 23 24 25  
 26 27  
 DL004 28 29 2A  
 DL005 2B  
 DL003 2C 2D 2E  
 DL009 2F 2G 2H 2J 2K 2L  
 2M 2N  
 DL005 2P 2Q 2R  
 DL009 2S 2T  
 DL010 2U 2V 2W 2X  
 DL005 2Y  
 DL006 2Z  
 DL004 30  
 DL010 31 32 33 34 35 36  
 DL002 37 38 39  
 DL003 3A 3B 3C  
 DL008 3D 3E 3F 3G  
 DL009 3H  
 DL001 3J 3K 3L  
 DL009 3M 3N 3P  
 DL006 3Q 3R 3S 3T 3W  
 DL005 3X  
 DL010 3Y 3Z 40 41  
 DL004 42 43 44 45  
 DL002 46 47 48 49  
 DL008 4A 4B 4C 4D  
 DL009 4E 4F 4G 4H  
 DL010 4J 4K 4L 4M  
 DL002 4X 4Y 4Z

P6 CONNECTOR  
 E02 CA003BB0  
 E04 CD001DK6

DL009 3M 3N 3P  
 DL006 3Q 3R 3S 3T 3W  
 DL005 3X  
 DL010 3Y 3Z 40 41  
 DL004 42 43 44 45  
 DL002 46 47 48 49  
 DL008 4A 4B 4C 4D  
 DL009 4E 4F 4G 4H  
 DL010 4J 4K 4L 4M  
 DL002 4X 4Y 4Z

Q1 CONNECTOR  
 A11 CV061EK2  
 B13 CV061FB2  
 C11 C0001EA2  
 C13 DP993SA4  
 D11 DR993SA4  
 D13 DG971AJ4  
 E11 DP992ED2

Q2 QUAD CARD  
 Q3 5857402 6802  
 Q4  
 Q5

DM004 00 01 02  
 DM002 03 04 05  
 DM004 06  
 DM006 07 08  
 DM004 09 0A  
 DM001 0B 0C 0D 0E 0F 0G  
 DM002 0H 0J 0K  
 DM004 0L 0M  
 DM002 0N 0P 0Q 0R  
 DM003 0S 0T  
 DM001 0U  
 DM006 0V  
 DM001 0W 0X  
 DM003 0Y  
 DM007 0Z 10 11 12 13  
 DM003 14 15  
 DM001 16 17 18  
 DM003 19 1A  
 DM008 1B  
 DM006 1C 1D  
 DM001 1E 1F 1G  
 DM007 1H 1J 1K 1L 1M  
 DM005 1N 1P 1Q 1R  
 DM004 1S  
 DM008 1T 1U 1V 1W 1X 1Y  
 DM004 1Z  
 DM006 20 21 22 23 24 25  
 26 27  
 DM004 28 29 2A  
 DM005 2B  
 DM008 2C 2D 2E  
 DM009 2F 2G 2H 2J 2K 2L  
 2M 2N  
 DM005 2P 2Q 2R  
 DM009 2S 2T  
 DM010 2U 2V 2W 2X  
 DM005 2Y  
 DM006 2Z  
 DM004 30  
 DM010 31 32 33 34 35 36  
 DM002 37 38 39  
 DM003 3A 3B 3C  
 DM008 3D 3E 3F 3G  
 DM009 3H  
 DM001 3J 3K 3L  
 DM009 3M 3N 3P  
 DM006 3Q 3R 3S 3T 3W  
 DM005 3X  
 DM010 3Y 3Z 40 41  
 DM004 42 43 44 45  
 DM002 46 47 48 49  
 DM008 4A 4B 4C 4D  
 DM009 4E 4F 4G 4H  
 DM010 4J 4K 4L 4M  
 DM002 4X 4Y 4Z

R6 CONNECTOR  
 A04 CD003BF2  
 B02 CD003BG6  
 B04 CD003AA6  
 C02 CD003BK2  
 C04 CD003BN6  
 D02 CD003CG2  
 E04 CD003CM6

S1 CONNECTOR  
 A11 CU011DC4  
 A13 CU013CF6

S6 CONNECTOR  
 A02 CD003CN6  
 A04 CD003FF2

T1 CONNECTOR  
 A11 CU011DD4  
 A13 CU011DE4  
 B11 CU011DG4  
 C13 CU011DJ4  
 D11 CU011DK4  
 D13 CU011DL4  
 E11 CU011DM4  
 E13 CU011DN4

T2 CONNECTOR  
 B11 AJ001FD4

T5 CONNECTOR  
 B04 AJ001FC4  
 D07 AJ001EC4

T6 CONNECTOR  
 A02 CU001EJ6  
 A04 CU001ER6  
 B02 CU001EM6  
 B04 CU001EC2  
 D02 CU001EE2  
 D04 CU001EG2  
 E02 CU001ED6  
 E04 CU010BE4

R1 D11 CC006BL4  
 E13 CU011DA4

R2 QUAD CARD  
 R3 5857407 6807  
 R4  
 R5

CF002 00 03 04 05  
 CF001 06 07 08 09 0A 0B  
 0C 0D 0E 0F 0G 0H  
 CF002 0J 0K 0L 0M 0N 0P  
 0Q 0R 0S 0T 0U 0V  
 0W 0X 0Y 0Z 10 11  
 12 13 14 15 16 17  
 18  
 CF003 19 1A 1B 1C 1D 1E  
 1F 1G 1H 1J 1K 1L  
 1M 1N 1P 1Q 1R 1S  
 1T 1U 1V 1W 1X 1Y  
 20  
 CF004 21 22 23 24 25 26  
 27 28 29 2A 2B 2C  
 2D 2E  
 CF003 2F  
 CF004 2G 2H  
 D0001 2J  
 D0002 2K 2L  
 CF002 2M  
 D0002 2N 2P  
 CF003 2Z  
 CF004 33  
 CF003 34  
 CF004 36  
 CF003 38 40  
 CF003 4A 4B 4C  
 CF004 4D  
 CF002 4E  
 CF003 4F 4G 4H 4J 4K 4L  
 4M 4N 4P

R6 CONNECTOR  
 A04 CD003BF2  
 B02 CD003BG6  
 B04 CD003AA6  
 C02 CD003BK2  
 C04 CD003BN6  
 D02 CD003CG2  
 E04 CD003CM6

S1 CONNECTOR  
 A11 CU011DC4  
 A13 CU013CF6

S6 CONNECTOR  
 A02 CD003CN6  
 A04 CD003FF2

T1 CONNECTOR  
 A11 CU011DD4  
 A13 CU011DE4  
 B11 CU011DG4  
 C13 CU011DJ4  
 D11 CU011DK4  
 D13 CU011DL4  
 E11 CU011DM4  
 E13 CU011DN4

T2 CONNECTOR  
 B11 AJ001FD4

T5 CONNECTOR  
 B04 AJ001FC4  
 D07 AJ001EC4

T6 CONNECTOR  
 A02 CU001EJ6  
 A04 CU001ER6  
 B02 CU001EM6  
 B04 CU001EC2  
 D02 CU001EE2  
 D04 CU001EG2  
 E02 CU001ED6  
 E04 CU010BE4

U1 CONNECTOR  
 A11 CU013EF6  
 B13 CU012DC4  
 C11 CU012DJ4  
 C13 CU012DE4  
 D11 CU012DG4  
 D13 CU012DJ4  
 E11 CU012DK4

U2 AP014 0E 0F  
 0G 0H 0J 0K 0L 0M  
 0N 0P  
 AP015 0Q 0R 0S 0T 0U 0V  
 0W 0X

U3 SINGLE CARD  
 8231689 6845  
 AP010 00  
 AP011 01 02  
 AP010 03 04  
 AP011 05 06  
 AP010 07 08 09  
 AP009 0A  
 AP010 0C 0D  
 AP009 0E 0H 0J 0K 0M 0N  
 0P  
 AP011 0Q 0T 0U 0X

U4 CONNECTOR  
 B02 DP992AE2  
 B04 DN001BH2  
 B05 DN001BK2  
 B06 DH014GC2  
 B08 DH014GG2  
 B09 DH014GL2  
 B10 DJ014GC2  
 B12 DJ014GG2  
 B13 DJ014GL2  
 D02 DR992AE2  
 D03 DQ001BH2  
 D05 DQ001BK2  
 D06 DL004GC2  
 D07 DL004GG2  
 D09 DL004GL2  
 D10 DM004GC2  
 D11 DM004GG2  
 D13 DM004GL2

U5 CONNECTOR  
 B02 AA003DB1  
 B04 AA003DB3  
 B05 AA003DB5  
 B06 AA003DB7  
 B08 AA003DC2  
 B09 AA003DC4  
 B10 AA003DC6  
 B12 AA003DD1  
 B13 AA003DD3  
 D02 AA003DD5  
 D03 AA003DD7  
 D05 AA003DE2  
 D06 AA003DE4  
 D07 AA003DE6  
 D09 AA003DF1  
 D10 AA003DF3  
 D11 AA003DF5  
 D13 AA003DF7

U6 CONNECTOR  
 A02 CU001EK6  
 B04 CU001EL6  
 C02 CP001GD2  
 C04 CP001FG6  
 D02 CP001FJ2  
 D04 CP001FK6  
 E02 CP001FM6

V1 CONNECTOR  
 A13 CU012DL4  
 B11 CU012DN4  
 B13 CU013GF6

V2 CONNECTOR  
 B02 AP009AM4  
 B04 AP011AM4  
 B05 AP012AM4  
 B06 AP012AF4  
 B08 AP012AJ4  
 B09 AP012AK4  
 B10 AP013AC4  
 B12 AP013AF4  
 B13 AP013AJ4  
 D02 AP013AM4  
 D03 AP014AC4  
 D05 AP010AJ4  
 D06 AP014AJ4  
 D07 AP014AM4  
 D09 AP015AC4  
 D10 AP015AF4  
 D11 AP015AJ4  
 D13 AP015AM4

V3 CONNECTOR  
 B02 AP010AM4  
 B04 CC003BH6  
 B05 CC003BJ6  
 B06 CC003BL6  
 B08 CC003CH6

V3 B09 CC003CJ6  
 B10 CC003CL6  
 B12 CC003EB6  
 B13 CC003EL6  
 D02 CC004EA6  
 D03 CC004EE6  
 D05 CD004AB2  
 D06 CF002CM6  
 D07 CQ001DK2  
 D09 CU003GL6  
 D10 DM005DL4  
 D11 CS006CD6  
 D13 CU009EE6

V4 CONNECTOR  
 B02 AA001DB1  
 B04 AA001DB3  
 B05 DG971AJ4  
 B06 AA001DB7  
 B08 AA001DC2  
 B09 AA001DC4  
 B10 AA001DC6  
 B12 AA001DD1  
 B13 AA001DD3  
 D02 AA001DD5  
 D03 AA001DD7  
 D05 AA001DE2  
 D06 AA001DE4  
 D07 AA001DE6  
 D09 AA001DF1  
 D10 AA001DF3  
 D11 AA001DF5  
 D13 AA001DF7

V5 CONNECTOR  
 B02 DQ002GD2  
 B04 DN001GB2  
 B05 DN001GC2  
 B06 DN002GB2  
 B08 DQ001GA2  
 B09 DQ001GB2  
 B10 DQ001GC2  
 B12 DQ002GB2  
 B13 DQ002FK6  
 D02 CQ001EA2  
 D03 CQ001CD2  
 D05 CQ005CJ6  
 D06 CQ005CL6  
 D07 CU010GA6  
 D09 AA002DF7  
 D10 AA002DF1  
 D11 CP005AD4  
 D13 AA002DF5

V6 CONNECTOR  
 A04 CP002GK6  
 B02 CU010FR2  
 B04 AP008DF4

PLUG LIST

PART NO	ACC	TYPE	SOCKETS	TOTAL
5857401		6801 K2 N2		02
5857401	A18B	6801 J2		01
5857402		6802 L2 M2 P2 Q2		04
5857407		6807 R2		01
5862885		N885 F5		01
8218932		6798 D2		01
8231437		6797 A4 B2		02
8231689		6845 U2 U3		02
8231695		6799 A2 A3		02
8250101		A889 E2		01
8250102		AB90 G2 H2		02
8252018		AB93 C2		01
	CONN	A1 A6 B1 B6 C1 C6 D1 D6 E1 E6 F1 F6 G1 G6 H1 H6 J1 J6 K1 K6 L1 L6 M1 M6 N1 N6 P1 P6 Q1 Q6 R1 R6 S1 S6 T1 T6 U1 U6 V1 V2 V3 V4 V5 V6		48
	ROS1	2936 F2		01
	ROS2	2937 F4		01

SOCKET LISTING  
 DATE 10-08-76 PACH. 27RNB  
 LOG 733 BOARD 01A-B4  
 PREV. ENGR. 01-23-76 312922  
 PRES. ENGR. 10-05-76 315053  
 P.N. 1750262  
 IBM CORP. SDD BLK.

NO 2

D 2 0 0 2

030